

ANIMOVEL COLLECTIONS



FALSE

October 1, 2023

REVISED 10.31.2024

PLANUM[®]
FURNITURE

Swedesford Corporate Center
619 B Swedesford Road
Frazer, PA 19355

Email: info@planumfurniture.com
Website: planumfurniture.com

Tel : 610/251-2120
Tel : 800/343-0042
Fax : 610/251-2290

ANIMOVEL

OAK FINISHES



oak
c. ardoise
BX-217



oak
c. grège
BX-210



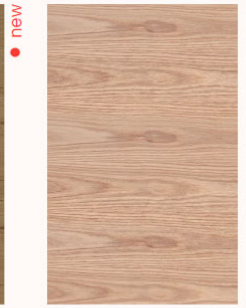
oak
c. brut
BX-259



oak
c. brut
EF-259



oak
c. doré à noeuds
BX-278



oak
c. naturel
BX-209



oak
c. nat. noeuds
BX-275



oak
c. brûlé
BX-281




oak
c. forêt à noeuds
BX-271



oak
c. bosc
BX-274



oak
c. clair
BX-246



oak
c. mel
BX-282



oak
c. dorée à noeud
TA-278



walnut
walnut
BX-280



METAL FINISHES



noir
LF-403




marron
LF-416




anthracite
LF-464



bronze
LF-018



gris foncé
LF-407



grisâtre
LF-445

ANIMOVEL

METAL FINISHES



taupe
LF-413



nacré
LF-439



blanc
LF-404



rouge
LF-401




jaune
LF-460

LACQUER




matt
aube
LM-045



matt
café
LM-029




matt
coal
LM-079




matt
iris
LM-056




matt
gris foncé
LM-007



matt
tourterelle
LM-038



matt
rêve
LM-044



matt
warm
LM-068




matt
nacré
LM-039



matt
nuage
LM-075



matt
blanc
LM-004



matt
deepblue
LM-076




matt
émeraude
LM-078




matt
frost
LM-070



matt
oliva
LM-077



matt
blush
LM-074



matt
noir métal
LM-073



matt
gris métal
LM-054

ANIMOVEL

LACQUER



matt
nacré métalisé
LMM-539



matt
blanc métalisé
LMM-504



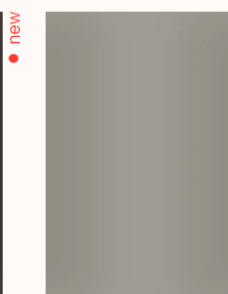
gloss
aube
LB-145



gloss
café
LB-129



gloss
coal
LB-179



gloss
iris
LB-156



gloss
gris foncé
LB-107



gloss
tourterelle
LB-138



gloss
rêve
LB-144



gloss
warm
LB-168



gloss
nacré
LB-139



gloss
nuage
LB-175



gloss
blanc
LB-104



gloss
deepblue
LB-176



gloss
émeraude
LB-178



gloss
frost
LB-170




gloss
oliva
LB-177



gloss
blush
LB-174



gloss
nacré métalisé
LBM-539



gloss
blanc métalisé
LBM-504

ANIMOVEL

CERAMIC



S-01 C508
S-01 C508




S-01 C509
S-01 C509



S-01 C510
S-01 C510



S-01 C511
S-01 C511



S-01 C517
S-01 C517




S-01 C518
S-01 C518




new

S-01 C521
S-01 C521




new

S-01 C522
S-01 C522



S-02 C514
S-02 C514



S-02 C515
S-02 C515



S-02 C516
S-02 C516



S-03 iron frost
S-03 iron frost



S-03 iron grey
S-03 iron grey




S-03 iron copper
S-03 iron copper




S-03 iron moss
S-03 iron moss



S-03 béton
S-03 béton



S-03 C524
S-03 C524



new

S-01 C521
S-01 C521




new

S-01 C521
S-01 C521




new

S-01 C522
S-01 C522



S-02 C514
S-02 C514



S-02 C515
S-02 C515




S-02 C516
S-02 C516



S-03 iron frost
S-03 iron frost



S-03 calacatta
S-03 calacatta



S-03 basalt black
S-03 basalt black




new

S-04 C519
S-04 C519



S-04 C523
S-04 C523



novo

S-05 calacatta luxe

TABLE OF CONTENTS

	PAGE #
SIDEBOARDS	7
DINING TABLES	30
DINING CHAIRS	101
UPHOLSTERY	108
TV UNITS	113
SHOWCASE MODULES	152
COFFEE TABLES	177
HALL CABINET	183
CONSOLES	185
DESKS	189
MIRRORS	191
HIGH MODULES	196
BEDROOMS	205

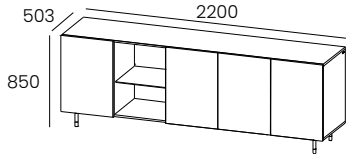
SIDEBOARDS

ESME

Sideboard

981201


Sideboard 4D + 1N



W:86 5/8" H:33 1/2" D:19 7/8"

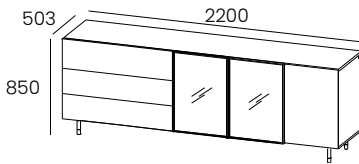
kg m3 vol eco
1

- 4 Doors in MDF with Lacquer Glass Fronts (BX Fronts are not an Option)
- 1 Niche with 1 glass shelf
- Foot in Metal always in LF and Brass or Stainless Finish
- Interior LEDs (optional)

INFO SHEET		
Case	Fronts	
BX/LM	LM	0
	LB	0
BX-280/ BX-292	LM	0
	LB	0
		 Niche 981901 0

981202


Sideboard 3D + 3D



W:86 5/8" H:33 1/2" D:19 7/8"

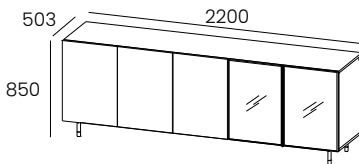
kg m3 vol eco
1

- 3 Drawers, 2 Glass Doors & 1 Wood Door
- 1 Interior Glass Shelf & 1 Interior Wood Shelf
- Foot in Metal always in LF and Brass or Stainless Finish
- Interior LEDs Behind Glass Doors (optional)

INFO SHEET		
Case	Fronts	
BX/LM	BX/LM	0
	LB	0
	BX-280/ BX-292	0
BX-280/ BX-292	BX/LM	0
	LB	0
	BX-280/ BX-292	0
		 Interior 981902 0

981203


Sideboard 5D



W:86 5/8" H:33 1/2" D:19 7/8"

kg m3 vol eco
1

- 3 Doors & 2 Glass Doors with Black Metal Frame
- 1 Interior Glass Shelf & 2 Interior Wood Shelf
- Foot in Metal always in LF and Brass or Stainless Finish
- Interior LEDs Behind Glass Doors (optional)

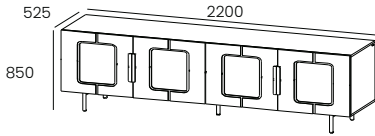
INFO SHEET		
Case	Fronts	
BX/LM	BX/LM	0
	LB	0
	BX-280/ BX-292	0
BX-280/ BX-292	BX/LM	0
	LB	0
	BX-280/ BX-292	0
		 Interior 981902 0

KYOTO

Sideboard

961201

Sideboard KYOTO 4D



- 4 Doors
- 2 Interior Shelves
- Fronts available in Wood Rattan/ Clear Glass, Grey Glass or Bronze Glass (TC-S01)/ Faux Rattan Fabric (TC-S02) / Fabric (TC) Finish
- Fronts Frame are always in BX/LM or BX-280/ BX-292 Finish w/LM Pinstripe Accents
- Feet in Metal always LF
- Without Interior Drawer (available as add-on)
- Interior LEDs (optional)

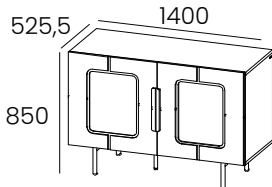
W:86 5/8" H:33 1/2" D:20 5/8"

kg m3 vol eco

INFO SHEET				
Case	Fronts			
BX/LM	BX/LM	RATTAN	0	Interior 961901
		TC-S01/ GLASS	0	
		TC-S02	0	
		TC-S03	0	
	BX-280/ BX-292	TC-S04	0	
		RATTAN	0	
		TC-S01/ GLASS	0	
		TC-S02	0	
BX/LM	LM	TC-S03	0	0
		TC-S04	0	
		RATTAN	0	
		TC-S01/ GLASS	0	
	BX-280/ BX-292	TC-S02	0	
		TC-S03	0	
		TC-S04	0	
		TC-S04	0	

961202

Sideboard KYOTO 2D



- 2 Doors
- 1 Interior Shelf
- Fronts available in Wood Rattan/ Clear Glass, Grey Glass or Bronze Glass (TC-S01)/ Faux Rattan Fabric (TC-S02) / Fabric (TC) Finish
- Fronts Frame are always in BX/LM or BX-280/ BX-292 Finish w/LM Pinstripe Accents
- Feet in Metal always LF
- Without Interior Drawer (available as add-on)
- Interior LEDs (optional)

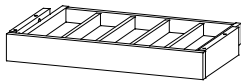
W:55 1/8" H:33 1/2" D:20 5/8"

kg m3 vol eco

INFO SHEET				
Case	Fronts			
BX/LM	BX/LM	RATTAN	0	Interior 961902
		TC-S01/ GLASS	0	
		TC-S02	0	
		TC-S03	0	
	BX-280/ BX-292	TC-S04	0	
		RATTAN	0	
		TC-S01/ GLASS	0	
		TC-S02	0	
BX-280/ BX-292	LM	TC-S03	0	0
		TC-S04	0	
		RATTAN	0	
		TC-S01/ GLASS	0	
	BX-280/ BX-292	TC-S02	0	
		TC-S03	0	
		TC-S04	0	
		TC-S04	0	

961290

Drawer with covered storage



- Drawer Interior with covered storage
- Drawer for Sideboard 86 5/8"W or 55 1/8"
- This Drawer is sold separately from the Sideboard

kg m3 vol eco
6.5 0.04 1 01017010240

INFO SHEET	
Finish	
BX or LM	
0	

961291

Drawer without covered storage



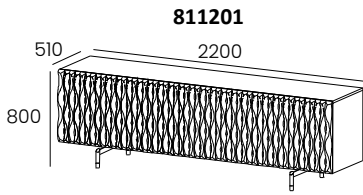
- Drawer Interior with covered storage
- Drawer for Sideboard 86 5/8"W or 55 1/8"
- This Drawer is sold separately from the Sideboard

kg m3 vol eco
5.5 0.04 1 01017010240

INFO SHEET	
Finish	
BX or LM	
0	

NEWPORT/NEWTOWN

Sideboard




811201

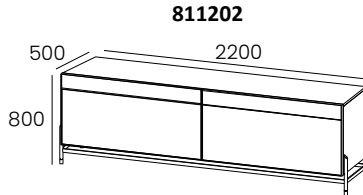
Sideboard NEWTOWN 2CD

- 2 Coplanar Doors
- 2 Removable Glass Shelves
- Foot in Metal always in LF and Brass Finish
- Fronts are always in BX or BX-280/ BX-292 Finish
- without Interior Drawer (available as add-on)
- Interior LEDs (optional)

W:86 5/8" H:31 1/2" D:20"

kg m3 vol eco
213 1,344 1 01017010320

INFO SHEET			
Case	Fronts		 Interior 811901
BX/LM	BX	0	
	BX-280/ BX-292	0	0




811202

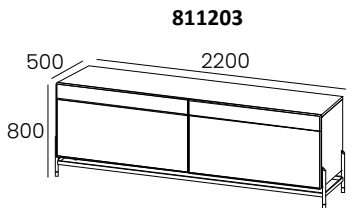
Sideboard NEWPORT 2CD

- 2 Coplanar Doors
- 2 Removable Glass Shelves
- Foot in Metal, always in LF and Brass Finish
- Metal Frame in LF Finish
- Door Fronts are always in LM, BX, BX-280/ BX-292, CM or Wood Rattan
- Upper Door Fronts always in BX or LM
- without Interior Drawer (available as add-on)
- Interior LEDs (optional)

W:86 5/8" H:31 1/2" D:19 5/8"

kg m3 vol eco
211 1,375 1 01017010320

INFO SHEET			
Case	Fronts		 Interior 811901
BX/LM	BX/LM+CM-S01	0	
	BX/LM+CM-S03		
	BX/LM+CM-S04	0	
	BX/LM + RATTAN	0	




811203

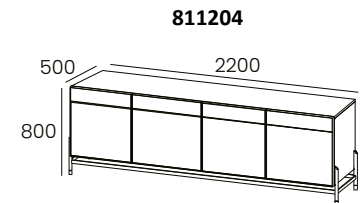
Sideboard NEWPORT 2SD

- 2 Sliding Doors
- 2 Removable Glass Shelves
- Foot in Metal, always in LF and Brass Finish
- Metal Frame in LF Finish
- Bottom Door Fronts are always in LM, BX, BX-280/ BX-292, CM or Wood Rattan
- Upper Door Fronts always in BX or LM
- without Interior Drawer (available as add-on)
- Interior LEDs (optional)

W:86 5/8" H:31 1/2" D:19 5/8"

kg m3 vol eco
211 1,375 1 01017010320

INFO SHEET			
Case	Fronts		 Interior 811901
BX/LM	BX/LM+CM-S01	0	
	BX/LM+CM-S03		
	BX/LM+CM-S04	0	
	BX/LM + RATTAN	0	




811204

Sideboard NEWPORT 4P

- 4 Doors
- 2 Removable Glass Shelves
- Foot in Metal, always in LF and Brass Finish
- Metal Frame in LF Finish
- Bottom Door Fronts are always in LM, BX, BX-280/ BX-292, CM or Wood Rattan
- Upper Door Fronts always in BX or LM
- without Interior Drawer (available as add-on)
- Interior LEDs (optional)

W:86 5/8" H:31 1/2" D:19 5/8"

kg m3 vol eco
211 1,375 1 01017010320

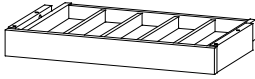
INFO SHEET			
Case	Fronts		 Interior 811901
BX/LM	BX/LM+CM-S01	0	
	BX/LM+CM-S03		
	BX/LM+CM-S04	0	
	BX/LM + RATTAN	0	

NEWPORT/NEWTOWN

Sideboard

811990

Drawer with covered storage



- Drawer Interior with covered storage
- Drawer for Sideboard 86 5/8"W
- this Drawer is sold separately from the Sideboard

kg	m3	vol	eco
8	0,064	1	01017010240

INFO SHEET
Finish
BX or LM
0

811991

Drawer without covered storage



- Drawer Interior without covered storage
- Drawer for Sideboard 86 5/8"W
- this Drawer is sold separately from the Sideboard

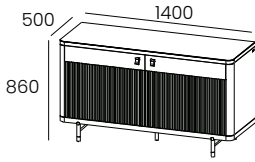
kg	m3	vol	eco
7	0,064	1	01017010240

INFO SHEET
Finish
BX or LM
0

Sideboard

881201

Sideboard 2D



- 2 Doors
- 2 Removable Glass Shelves
- Foot in Metal always in LF and Brass Finish
- Handles Noir PX-001 or Brown PX-002
- Top in Ceramic (optional)
- Without Inner Drawer (optional).

W:55 1/8" H:33 7/8" D:19 5/8"

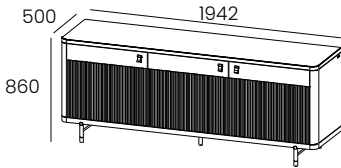
kg	m3	vol	eco
98	0,642	2	01017010290

INFO SHEET		
Case & Fronts	Slatted	
BX/LM	BX/LM	0
	BX-280/ BX-292	0
BX-280/ BX-292	LM	0
	BX-280/ BX-292	0

Top - 881801	
CM - S01	0
CM - S03	
CM - S05	0

881203

Sideboard 3D



- 3 Doors
- 3 Removable Glass Shelves
- Foot in Metal always in LF and Brass Finish
- Handles Noir PX-001 or Brown PX-002.
- Top in Ceramic (optional)
- Without Inner Drawer (optional).

W:76 1/2" H:33 7/8" D:19 5/8"

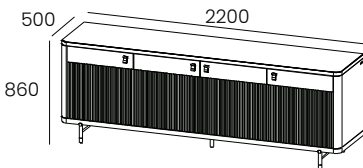
kg	m3	vol	eco
130	0,866	2	01017010300

INFO SHEET		
Case & Fronts	Slatted	
BX/LM	BX/LM	0
	BX-280/ BX-292	0
BX-280/ BX-292	LM	0
	BX-280/ BX-292	0

Top - 881802	
CM - S01	0
CM - S03	
CM - S05	0

881204

Sideboard 4D



- 4 Doors
- 3 Removable Glass Shelves
- Foot in Metal always in LF and Brass Finish
- Handles Noir PX-001 or Brown PX-002.
- Top in Ceramic (optional)
- Without Inner Drawer (optional).

W:86 5/8" H:33 7/8" D:19 5/8"

kg	m3	vol	eco
139	0,972	2	01017010300

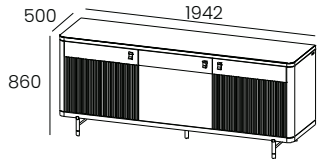
INFO SHEET		
Case & Fronts	Slatted	
BX/LM	BX/LM	0
	BX-280/ BX-292	0
BX-280/ BX-292	LM	0
	BX-280/ BX-292	0

Top - 881803	
CM - S01	0
CM - S03	
CM - S05	0

Sideboard

881205

Sideboard 3D



- 3 Doors
- 3 Removable Glass Shelves
- Foot in Metal always in LF and Brass Finish
- Handles Noir PX-001 or Brown PX-002.
- Top in Ceramic (optional)
- Without Inner Drawer (optional).

W:76 1/2" H:33 7/8" D:19 5/8"

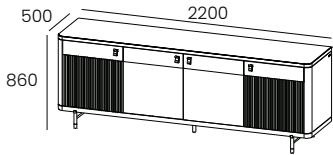
kg	m3	vol	eco
130	0,866	2	01017010300

INFO SHEET		
Case & Fronts	Slatted	
BX/LM	BX/LM	0
	BX-280/ BX-292	0
BX-280/ BX-292	LM	0
	BX-280/ BX-292	0

Top - 881802		
CM - S01	0	
CM - S03		
CM - S05	0	

881206

Sideboard 4D



- 4 Doors
- 3 Removable Glass Shelves
- Foot in Metal always in LF and Brass Finish
- Handles Noir PX-001 or Brown PX-002
- Top in Ceramic (optional)
- Without Inner Drawer (optional).

W:86 5/8" H:33 7/8" D:19 5/8"

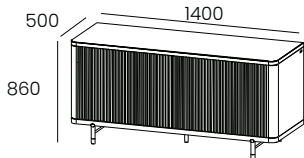
kg	m3	vol	eco
150	0,972	2	01017010310

INFO SHEET		
Case & Fronts	Slatted	
BX/LM	BX	0
	BX-280/ BX-292	0
BX-280/ BX-292	LM	0
	BX-280/ BX-292	0

Top - 881803		
CM - S01	0	
CM - S03		
CM - S05	0	

881208

Sideboard 2D



- 2 Doors
- 2 Removable Glass Shelves
- Foot in Metal always in LF and Brass Finish
- Top in Ceramic (optional)
- Without Inner Drawer (optional).

W:55 1/8" H:33 7/8" D:19 5/8"

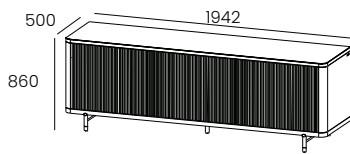
kg	m3	vol	eco
98	0,642	2	01017010290

INFO SHEET		
Case & Fronts	Slatted	
BX/LM	BX/LM	0
	BX-280/ BX-292	0
BX-280/ BX-292	LM	0
	BX-280/ BX-292	0

Top - 881801		
CM - S01	0	
CM - S03		

881209

Sideboard 3D



- 3 Doors
- 3 Removable Glass Shelves
- Foot in Metal always in LF and Brass Finish
- Handles Noir PX-001 or Brown PX-002.
- Top in Ceramic (optional)
- Without Inner Drawer (optional).

W:76 1/2" H:33 7/8" D:19 5/8"

kg	m3	vol	eco
130	0,866	2	01017010300

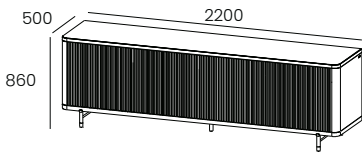
INFO SHEET		
Case & Fronts	Slatted	
BX/LM	BX/LM	0
	BX-280/ BX-292	0
BX-280/ BX-292	LM	0
	BX-280/ BX-292	0

Top - 881802		
CM - S01	0	
CM - S03		

Sideboard

881207

Sideboard 4D



W:86 5/8" H:33 7/8" D:19 5/8"

- 4 Doors
- 3 Removable Glass Shelves
- Foot in Metal always in LF and Brass Finish
- Handles Noir PX-001 or Brown PX-002.
- Top in Ceramic (optional)
- Without Inner Drawer (optional).

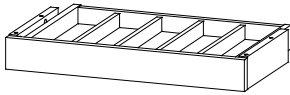
kg	m3	vol	eco
139	0,972	2	01017010300

INFO SHEET		
Case & Fronts	Slatted	
BX/LM	BX/LM	0
	BX-280/ BX-292	0
BX-280/ BX-292	LM	0
	BX-280/ BX-292	0

Top - 881803		
CM - S01		0
CM - S03		

881290

Drawer with covered storage



kg	m3	vol	eco
6,5	0,082	1	01017010240

- Inner Drawer with Covered Storage
- Drawer for Sideboard 86 5/8"W
- This Drawer is only sold with a Sideboard.

INFO SHEET		
Finish		
BX/LM		0
BX-280/ BX-292		0

881291

Drawer without covered storage



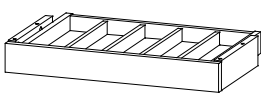
kg	m3	vol	eco
5,5	0,082	1	01017010240

- Inner Drawer with Covered Storage
- Drawer for Sideboard 86 5/8"W
- This Drawer is only sold with a Sideboard.

INFO SHEET		
Finish		
BX/LM		0
BX-280/ BX-292		0

881292

Drawer with covered storage



kg	m3	vol	eco
4	0,040	1	01017010240

- Inner Drawer with covered storage
- Drawer for Sideboard 55 1/8"W and 76 1/2"W
- This Drawer is only sold with a Sideboard.

INFO SHEET		
Finish		
BX/LM		0
BX-280/ BX-292		0

881293

Drawer without covered storage



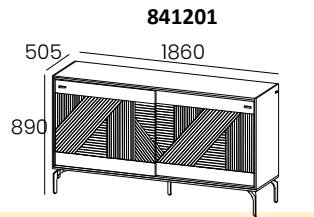
kg	m3	vol	eco
4	0,040	1	01017010240

- Inner Drawer with covered storage
- Drawer for Sideboard 55 1/8"W and 76 1/2"W
- This Drawer is only sold with a Sideboard.

INFO SHEET		
Finish		
BX/LM		0
BX-280/ BX-292		0

SANTANA

Sideboard



841201

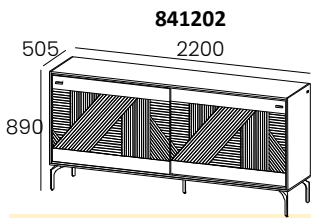
Sideboard 2SD

- 2 sliding Doors
- 2 Removable Glass Shelves
- Metal Foot and Handle always in LF Finish
- Without Inner Drawer (optional)
- Interior LEDs (optional)

W:73 1/4" H:35" D:19 7/8"

kg	m3	vol	eco
98	0,903	3	01017010290

INFO SHEET		
Case + Fronts		Interior 841902
BX /LM + BX/LM	0	



841202

Sideboard 2SD

- 2 sliding Doors
- 2 Removable Glass Shelves
- Metal Foot and Handle always in LF Finish
- Without Inner Drawer (optional)
- Interior LEDs (optional)

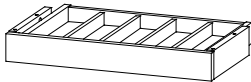
W:86 5/8" H:35" D:19 7/8"

kg	m3	vol	eco
112	1,058	3	01017010300

INFO SHEET		
Case + Fronts		Interior 841901
BX /LM + BX/LM	0	

841290

Drawer with covered storage



- Inner Drawer with covered storage
- Drawer for Sideboard 86 5/8"W
- this Drawer is sold only with a Sideboard

kg	m3	vol	eco
7	0,060	1	01017010240

INFO SHEET	
Finish	
BX or LM	
0	

841291

Drawer without covered storage



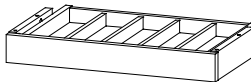
- Inner Drawer without covered storage
- Drawer for Sideboard 86 5/8"W
- this Drawer is sold only with a Sideboard

kg	m3	vol	eco
7	0,060	1	01017010240

INFO SHEET	
Finish	
BX or LM	
0	

841292

Drawer with covered storage



- Inner Drawer with covered storage
- Drawer for Sideboard 73 1/4"W
- this Drawer is sold only with a Sideboard

kg	m3	vol	eco
7	0,050	1	01017010240

INFO SHEET	
Finish	
BX or LM	
0	

841293

Drawer without covered storage



- Inner Drawer without covered storage
- Drawer for Sideboard 73 1/4"W
- this Drawer is sold only with a Sideboard

kg	m3	vol	eco
6	0,050	1	01017010240

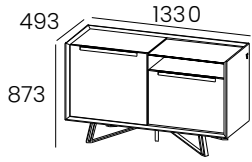
INFO SHEET	
Finish	
BX or LM	
0	

TAIGA

Sideboard

831201


Sideboard 2D + 1N



W:52 3/8" H:34 3/8" D:19 1/2"

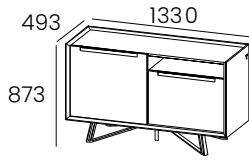
kg	m3	vol	eco
101	0,7	2	01017010300

- Top in LM or BX Finish and Glass Niche Top
- 2 Doors and 1 Niche
- 2 Removable Glass Shelves
- Metal Foot and Handle always in LF Finish
- Without Inner Drawer (optional)
- Niche LEDs (optional)

INFO SHEET			
Case	Fronts		 Niche 831902
LM	BX/LM	0	
	LB	0	

831203


Sideboard 2D + 1N



W:52 3/8" H:34 3/8" D:19 1/2"

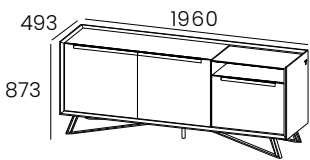
kg	m3	vol	eco
99	0,7	2	01017010290

- Top in LM or BX Finish
- 2 Doors and 1 Niche
- 2 Removable Glass Shelves
- Metal Foot and Handle always in LF Finish
- Without Inner Drawer (optional)
- Niche LEDs (optional)

INFO SHEET			
Case	Fronts		 Niche 831902
LM	BX/LM	0	
	LB	0	

831202


Sideboard 3D + 1N



W:77 1/8" H:34 3/8" D:19 1/2"

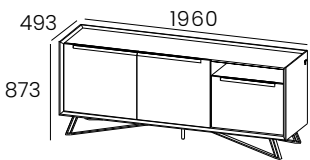
kg	m3	vol	eco
132	1,068	2	01017010300

- Top in LM or BX Finish and Glass Niche Top
- 3 Doors and 1 Niche
- 2 Removable Glass Shelves
- Metal Foot and Handle always in LF Finish
- Without Inner Drawer (optional)
- Niche LEDs (optional)

INFO SHEET			
Case	Fronts		 Niche 831903
LM	BX/LM	0	
	LB	0	

831206


Sideboard 3D + 1N



W:77 1/8" H:34 3/8" D:19 1/2"

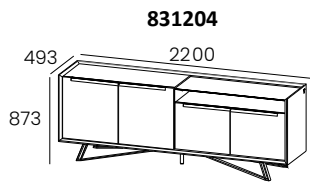
kg	m3	vol	eco
131	1,068	2	01017010300

- Top in LM or BX Finish
- 3 Doors and 1 Niche
- 2 Removable Glass Shelves
- Metal Foot and Handle always in LF Finish
- Without Inner Drawer (optional)
- Niche LEDs (optional)

INFO SHEET			
Case	Fronts		 Niche 831903
LM	BX/LM	0	
	LB	0	

TAIGA

Sideboard




831204

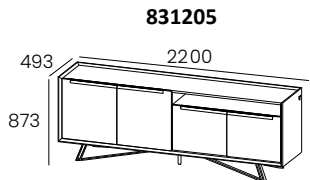
Sideboard 4D + 1N

- Top in LM or BX Finish and Glass Niche Top
- 4 Doors and 1 Niche
- 2 Removable Glass Shelves
- Metal Foot and Handle always in LF Finish
- Without Inner Drawer (optional)
- Niche LEDs (optional)

W:86 5/8" H:34 3/8" D:19 1/2"

kg	m3	vol	eco
143	1,167	2	01017010300

INFO SHEET				
Case	Fronts		 Niche 831901	
LM	BX/LM	0		0
	LB	0		




831205

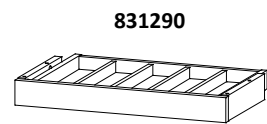
Sideboard 4D + 1N

- Top in LM or BX Finish
- 4 Doors and 1 Niche
- 2 Removable Glass Shelves
- Metal Foot and Handle always in LF Finish
- Without Inner Drawer (optional)
- Niche LEDs (optional)

W:86 5/8" H:34 3/8" D:19 1/2"

kg	m3	vol	eco
141	1,167	2	01017010300

INFO SHEET				
Case	Fronts		 Niche 831901	
LM	BX/LM	0		0
	LB	0		



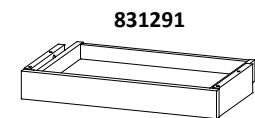
831290

Drawer with covered storage

- Inner Drawer with covered storage
- Drawer for Sideboard 86 5/8"W
- This Drawer is sold only with a Sideboard

kg	m3	vol	eco
7	0,063	1	01017010240

INFO SHEET	
Finish	
BX or LM	
0	



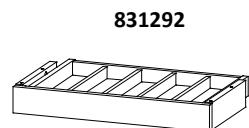
831291

Drawer without covered storage

- Inner Drawer without covered storage
- Drawer for Sideboard 86 5/8"W
- this Drawer is sold only with a Sideboard

kg	m3	vol	eco
7	0,063	1	01017010240

INFO SHEET	
Finish	
BX or LM	
0	



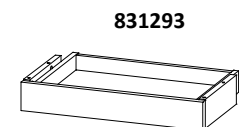
831292

Drawer with covered storage

- Inner Drawer with covered storage
- Drawer for Sideboard 77 1/8"W and 52 3/8"W
- this Drawer is sold only with a Sideboard

kg	m3	vol	eco
5	0,038	1	01017010240

INFO SHEET	
Finish	
BX or LM	
0	



831293

Drawer without covered storage

- Inner Drawer without covered storage
- Drawer for Sideboard 77 1/8"W and 52 3/8"W
- this Drawer is sold only with a Sideboard

kg	m3	vol	eco
5	0,038	1	01017010240

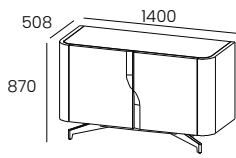
INFO SHEET	
Front	
BX or LM	
0	

WIND

Sideboard

711203

Sideboard 2D



- 2 Doors
- 1 Removable Glass Shelf
- Foot and Handles always in LF Finish, except LF-018
- without Interior Drawer (available as add-on)
- you must Choose the Cabinet Top Finish, BX, LM, LF or CM

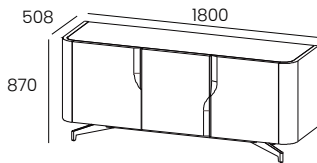
W:55 1/8" H:34 1/4" D:20"

kg	m3	vol	eco
81	0,654	3	01017010290

INFO SHEET	
Case + Fronts	
BX + BX	0
LM + LM	0
LB + LB	0
LBM + LBM	0
Cabinet Top - 711803	
BX	0
LM	0
LF	0
CM - S01	0
CM - S03	

711202

Sideboard 3D



- 3 Doors
- 2 Removable Glass Shelves
- Foot and Handles always in LF Finish, except LF-018
- without Interior Drawer (available as add-on)
- you must Choose the Finish of the Cabinet Top, BX, LM, LF or CM

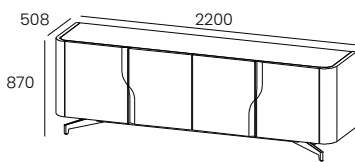
W:70 7/8" H:34 1/4" D:20"

kg	m3	vol	eco
101	0,839	3	01017010300

INFO SHEET	
Case + Fronts	
BX + BX	0
LM + LM	0
LB + LB	0
LBM + LBM	0
Cabinet Top - 711802	
BX	0
LM	0
LF	0
CM - S01	0
CM - S03	

711201

Sideboard 4D



- 4 Doors
- 2 Removable Glass Shelves
- Foot and Handles always in LF Finish, except LF-018
- without Interior Drawer (available as add-on)
- you must Choose the Finish of the Cabinet Top, BX, LM, LF or CM

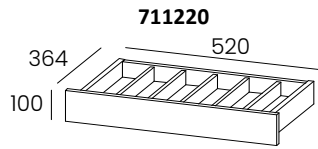
W:86 5/8" H:34 1/4" D:20"

kg	m3	vol	eco
119	1,024	3	01017010300

INFO SHEET	
Case + Fronts	
BX + BX	0
LM + LM	0
LB + LB	0
LBM + LBM	0
Cabinet Top - 711801	
BX	0
LM	0
LF	0
CM - S01	0
CM - S03	

WIND

Drawer



711220

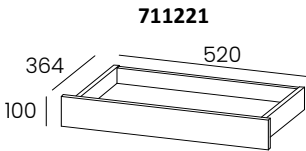
Drawer with covered storage

W:20 1/2" H:4" D:14 3/8"

kg	m3	vol	eco
5	0,035	1	01017010230

- Interior Drawer with covered storage
- Sideboard Drawer 55 1/8"W
- the Drawer is always placed in the center
- this Drawer is only sold with a Sideboard

INFO SHEET
Finish
Melamine
0



711221

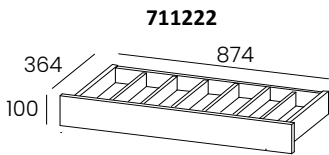
Drawer without covered storage

W:20 1/2" H:4" D:14 3/8"

kg	m3	vol	eco
5	0,035	1	01017010230

- Interior Drawer without covered storage
- Sideboard Drawer 55 1/8"W
- the Drawer is always placed in the center
- this Drawer is only sold with a Sideboard

INFO SHEET
Finish
Melamine
0



711222

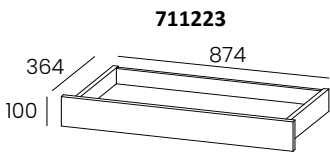
Drawer with covered storage

W:34 1/2" H:4" D:14 3/8"

kg	m3	vol	eco
6	0,057	1	01017010240

- Interior Drawer with covered storage
- Drawer for Sideboard 70 7/8"W and 86 5/8"W
- the Drawer is always placed in the center
- this Drawer is only sold with a Sideboard

INFO SHEET
Finish
Melamine
0



711223

Drawer without covered storage

W:34 1/2" H:4" D:14 3/8"

kg	m3	vol	eco
6	0,057	1	01017010240

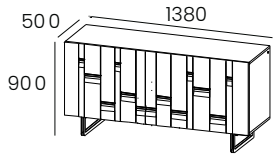
- Interior Drawer without covered storage
- Drawer for Sideboard 70 7/8"W and 86 5/8"W
- the Drawer is always placed in the center
- this Drawer is only sold with a Sideboard

INFO SHEET
Finish
Melamine
0

CARAT

Sideboard

771203




W:54 3/8" H:35 1/2" D:19 5/8"

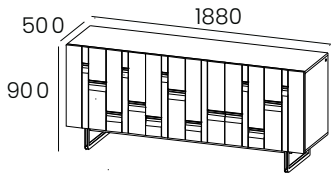
kg	m3	vol	eco
73	0,69	3	01017010290

Sideboard 2D

- 2 Doors
- 1 Removable Glass Shelf
- Handles always in LF Finish, except LF-018
- Feet always in LF Finish
- Front always in Lacquered Finish, LM or LB
- Front LEDs (optional)
- Choose between Foot P1 or P2

INFO SHEET		
Case + Fronts		 Front 771903 0
BX + LM	0	
BX + LB	0	
LM + LM	0	
LM + LB	0	

771202




W:74" H:35 1/2" D:19 5/8"

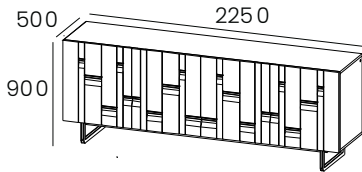
kg	m3	vol	eco
101	0,95	3	01017010300

Sideboard 3D

- 3 Doors
- 2 Removable Glass Shelves
- Handles always in LF Finish, except LF-018
- Feet always in LF Finish
- Front always in Lacquered Finish, LM or LB
- Front LEDs (optional)
- Choose between Foot P1 or P2

INFO SHEET		
Case + Fronts		 Front 771902 0
BX + LM	0	
BX + LB	0	
LM + LM	0	
LM + LB	0	

771201




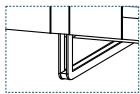
W:88 5/8" H:35 1/2" D:19 5/8"

kg	m3	vol	eco
114	1,21	3	01017010300

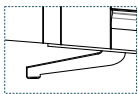
Sideboard 4D

- 4 Doors
- 2 Removable Glass Shelves
- Handles always in LF Finish, except LF-018
- Feet always in LF Finish
- Front always in Lacquered Finish, LM or LB
- Front LEDs (optional)
- Choose between Foot P1 or P2

INFO SHEET		
Case + Fronts		 Front 771901 0
BX + LM	0	
BX + LB	0	
LM + LM	0	
LM + LB	0	



P1

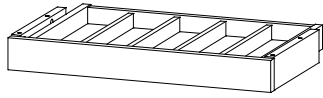


P2

CARAT

Drawer

771212



kg	m3	vol	eco
6	0,042	1	01017010240

Drawer with covered storage

- Interior Drawer with covered storage
- Drawer for Sideboards 74"W and 54 3/8"W
- this Drawer is sold only with a Sideboard

INFO SHEET
Finish
Melamine
0

771213



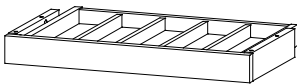
kg	m3	vol	eco
6	0,042	1	01017010240

Drawer without covered storage

- Interior Drawer without covered storage
- Drawer for Sideboards 74"W and 54 3/8"W
- this Drawer is sold only with a Sideboard

INFO SHEET
Finish
Melamine
0

771210



kg	m3	vol	eco
6	0,042	1	01017010240

Drawer with covered storage

- Interior Drawer with covered storage
- Drawer for Sideboard 88 5/8"W
- this Drawer is sold only with a Sideboard

INFO SHEET
Finish
Melamine
0

771211



kg	m3	vol	eco
6	0,042	1	01017010240

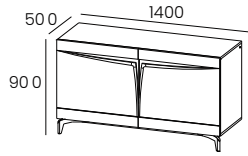
Drawer without covered storage

- Interior Drawer without covered storage
- Drawer for Sideboard 88 5/8"W
- this Drawer is sold only with a Sideboard

INFO SHEET
Front
Melamine
0

Sideboard

621201




W:55 1/8" H:35 1/2" D:19 5/8"

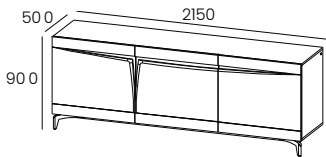
kg	m3	vol	eco
82	0,916	3	01017010290

Sideboard 2D

- 2 Doors
- 1 Removable Glass Shelf
- Foot and Motif in Metal always in LF Finish
- without Interior Drawer (available as add-on)
- Back LEDs (optional)

INFO SHEET			
Case	Fronts		 Back 621903
BX/LM	LM	0	
	LB	0	

621202




W:84 5/8" H:35 1/2" D:19 5/8"

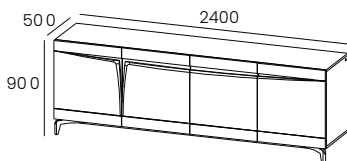
kg	m3	vol	eco
121	1,294	3	01017010300

Sideboard 3D

- 3 Doors
- 2 Removable Glass Shelves
- Foot and Motif in Metal always in LF Finish
- without Interior Drawer (available as add-on)
- Back LEDs (optional)

INFO SHEET			
Case	Fronts		 Back 621901
BX/LM	LM	0	
	LB	0	

621203




W:94 1/2" H:35 1/2" D:19 5/8"

kg	m3	vol	eco
130	1,381	3	01017010300

Sideboard 4D

- 4 Doors
- 2 Removable Glass Shelves
- Foot and Motif in Metal always in LF Finish
- without Interior Drawer (available as add-on)
- Back LEDs (optional)

INFO SHEET			
Case	Fronts		 Back 621902
BX/LM	LM	0	
	LB	0	

Drawer

621290

Drawer without covered storage



- Interior Drawer without covered storage
- Drawer for Sideboard 55 1/8"W and 84 5/8"W
- this Drawer is only sold with a Sideboard

kg	m3	vol	eco
5	0,017	1	01017010240

INFO SHEET

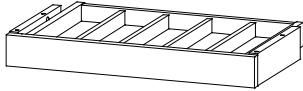
Finish

Melamine

0

621291

Drawer with covered storage



- Interior Drawer with covered storage
- Drawer for Sideboard 55 1/8"W and 84 5/8"W
- this Drawer is only sold with a Sideboard

kg	m3	vol	eco
5	0,017	1	01017010240

INFO SHEET

Finish

Melamine

0

621293

Drawer without covered storage



- Interior Drawer without covered storage
- Drawer for Sideboard 94 1/2"W
- this Drawer is only sold with a Sideboard

kg	m3	vol	eco
6	0,024	1	01017010240

INFO SHEET

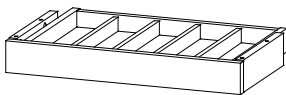
Finish

Melamine

0

621294

Drawer with covered storage



- Interior Drawer with covered storage
- Drawer for Sideboard 94 1/2"W
- this Drawer is only sold with a Sideboard

kg	m3	vol	eco
6	0,024	1	01017010240

INFO SHEET

Finish

Melamine

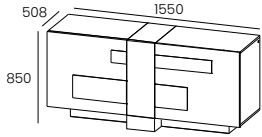
0

BRISTOL

Sideboard

801205


Sideboard 2D+1D



W:61" H:33 1/2" D:20"

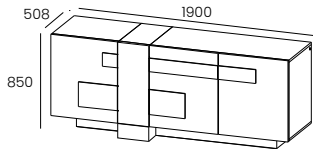
kg	m3	vol	eco
90	0,803	1	01017010290

- 2 Doors and 1 Door
- 3 Removable Glass Shelves
- TA Finish only available on front Door Front and base vertical
- lighting base and Interior Small Door (optional)
- without Interior Drawer (available as add-on)
- Plinth in LF Finish

INFO SHEET				
Case	Fronts	Front Horizontal Accents & Top Accent		 Baseboard 801903 0
BX/LM	BX/LM	BX/LM	0	
		LB	0	
LB	LB	BX/LM	0	Interior Small Door 0
		LB	0	

801202


Sideboard 3D+1D



W:74 7/8" H:33 1/2" D:20"

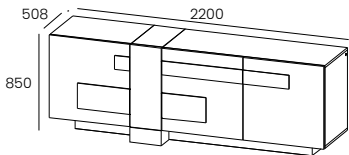
kg	m3	vol	eco
118	1,013	1	01017010300

- 3 Doors and 1 Door
- 3 Removable Glass Shelves
- TA Finish only available on front Door Front and base vertical
- lighting base and Interior Small Door (optional)
- Plinth in LF Finish
- without Interior Drawer (available as add-on)

INFO SHEET				
Case	Fronts	Front Horizontal Accents & Top Accent		 Baseboard 801902 0
BX/LM	BX/LM	BX/LM	0	
		LB	0	
LB	LB	BX/LM	0	Interior Small Door 0
		LB	0	

801201


Sideboard 3D+1D



W:86 5/8" H:33 1/2" D:20"

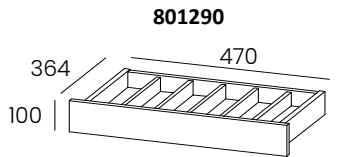
kg	m3	vol	eco
133	1,168	1	01017010300

- 3 Doors or 1 Door
- 3 Removable Glass Shelves
- TA Finish only available on front Door Front and base vertical
- lighting base and Interior Small Door (optional)
- Plinth in LF Finish
- without Interior Drawer (available as add-on)

INFO SHEET				
Case	Fronts	Front Horizontal Accents & Top Accent		 Baseboard 801901 0
BX/LM	BX/LM	BX/LM	0	
		LB	0	
LB	LB	BX/LM	0	Interior Small Door 0
		LB	0	

BRISTOL

Drawer



801290

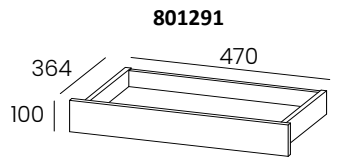
Interior Drawer with covered storage

- Interior Drawer with covered storage
- Drawer of Sideboard 74 7/8"W
- this Drawer is sold only with the Sideboard

W:18 1/2" H:4" D:14 3/8"

kg	m3	vol	eco
5	0,036	1	01017010240

INFO SHEET
Finish
Melamine
0



801291

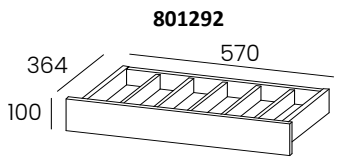
Interior Drawer without covered storage

- Interior Drawer without covered storage
- Drawer of Sideboard 74 7/8"W
- this Drawer is sold only with the Sideboard

W:18 1/2" H:4" D:14 3/8"

kg	m3	vol	eco
5	0,036	1	01017010240

INFO SHEET
Finish
Melamine
0



801292

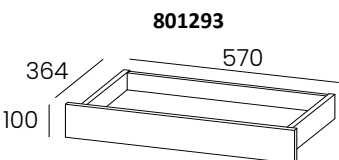
Interior Drawer with covered storage

- Interior Drawer with covered storage
- Drawer of Sideboard 61"W or 86 5/8"W
- this Drawer is sold only with the Sideboard

W:22 1/2" H:4" D:14 3/8"

kg	m3	vol	eco
6	0,042	1	01017010240

INFO SHEET
Finish
Melamine
0



801293

Interior Drawer without covered storage

- Interior Drawer without covered storage
- Drawer of Sideboard 61"W or 86 5/8"W
- this Drawer is sold only with the Sideboard

W:22 1/2" H:4" D:14 3/8"

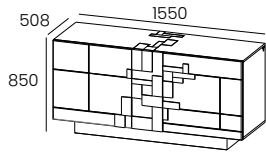
kg	m3	vol	eco
6	0,042	1	01017010240

INFO SHEET
Finish
Melamine
0

WEMBLEY

Sideboard

851205




Sideboard 2D+1D

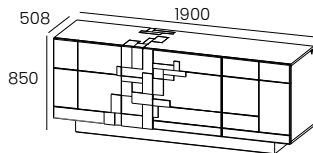
- 2 Doors and 1 Door
- 3 Removable Glass Shelves
- Front Accents always in BX or TA-278 Finish
- LEDs in Baseboard and Interior Small Door (optional)
- without inner Drawer(optional)

W:61" H:33 1/2" D:20"

kg	m3	vol	eco
87	0,792	1	01017010290

INFO SHEET		
Case + Fronts		 Baseboard 851903 0
BX/LM + LM	0	
BX/LM + LB	0	Small Door 851904 0

851202




Sideboard 3D+1D

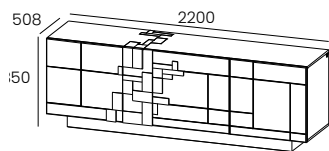
- 3 Doors and 1 Door
- 3 Removable Glass Shelves
- Front Accents always in BX or TA-278 Finish
- LEDs in Baseboard and Interior Small Door (optional)
- Without Inner Drawer(optional)

W:74 7/8" H:33 1/2" D:20"

kg	m3	vol	eco
114	0,965	1	01017010300

INFO SHEET		
Case + Fronts		 Baseboard 851902 0
BX/LM + LM	0	
BX/LM + LB	0	Small Door 851904 0

851201




Sideboard 3D+1D

- 3 Doors and 1 Door
- 3 Removable Glass Shelves
- Front Accents always in BX or TA-278 Finish
- LEDs in Baseboard and Interior Small Door (optional)
- without inner Drawer(optional)

W:86 5/8" H:33 1/2" D:20"

kg	m3	vol	eco
129	0,965	1	01017010300

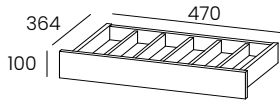
INFO SHEET		
Case + Fronts		 Baseboard 851901 0
BX/LM + LM	0	
BX/LM + LB	0	Small Door 851904 0

WEMBLEY

Drawer

851290

Drawer with covered storage



- inner Drawer with covered storage
- for Sideboard 74 7/8"W
- this Drawer is sold only with a Sideboard

W:18 1/2" H:4" D:14 3/8"

kg	m3	vol	eco
5	0,043	1	01017010300

INFO SHEET

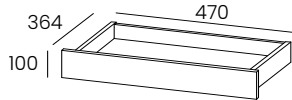
Finish

Melamine

0

851291

Drawer without covered storage



- inner Drawer without covered storage
- for Sideboard 74 7/8"W
- this Drawer is sold only with a Sideboard

W:18 1/2" H:4" D:14 3/8"

kg	m3	vol	eco
5	0,043	1	01017010300

INFO SHEET

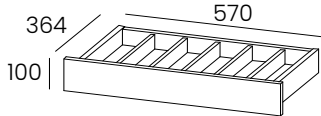
Finish

Melamine

0

851292

Drawer with covered storage



- inner Drawer with covered storage
- for Sideboard 61"W and 86 5/8"W
- this Drawer is sold only with a Sideboard

W:22 1/2" H:4" D:14 3/8"

kg	m3	vol	eco
6	0,051	1	01017010300

INFO SHEET

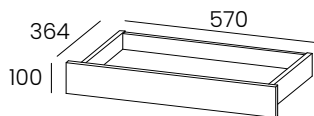
Finish

Melamine

0

851293

Drawer without covered storage



- inner Drawer without covered storage
- for Sideboard 61"W and 86 5/8"W
- this Drawer is sold only with a Sideboard

W:22 1/2" H:4" D:14 3/8"

kg	m3	vol	eco
6	0,051	1	01017010300

INFO SHEET

Finish

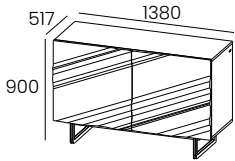
Melamine

0

MIRAGE

Sideboard

861203



W:54 3/8" H:35 1/2" D:20 3/8"

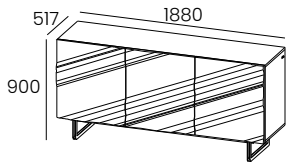
kg	m3	vol	eco
85	0,76	2	01017010290

Sideboard 2D

- 2 Doors
- 1 Removable Glass Shelf
- Feet always in LF Finish
- Fronts always in Lacquer Finish, LM or LB

INFO SHEET	
Case + Fronts	
BX + LM	0
BX + LB	0
LM + LM	0
LM + LB	0

861202



W:74" H:35 1/2" D:20 3/8"

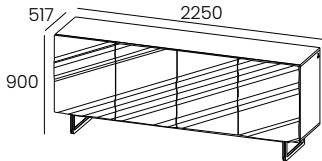
kg	m3	vol	eco
105	1,038	2	01017010300

Sideboard 3D

- 3 Doors
- 2 Removable Glass Shelves
- Feet always in LF Finish
- Fronts always in Lacquer Finish, LM or LB

INFO SHEET	
Case + Fronts	
BX + LM	0
BX + LB	0
LM + LM	0
LM + LB	0

861201



W:88 5/8" H:35 1/2" D:20 3/8"

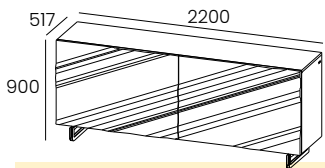
kg	m3	vol	eco
118	1,244	2	01017010300

Sideboard 4D

- 4 Doors
- 2 Removable Glass Shelves
- Feet always in LF Finish
- Fronts always in Lacquer Finish, LM or LB

INFO SHEET	
Case + Fronts	
BX + LM	0
BX + LB	0
LM + LM	0
LM + LB	0

861204




W:86 5/8" H:35 1/2" D:20 3/8"

kg	m3	vol	eco
132	1,223	2	01017010300

Sideboard 2CD

- 2 Coplanar Doors
- 2 Removable Glass Shelves
- Feet always in LF Finish
- Fronts always in Lacquer Finish, LM or LB
- Interior LEDs (optional)

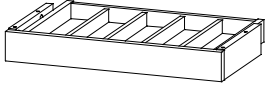
INFO SHEET		
Case + Fronts		 Interior LEDs 861901 0
BX + LM	0	
BX + LB	0	
LM + LM	0	
LM + LB	0	

MIRAGE

Drawer

861212

Drawer with covered storage



- Interior Drawer with covered storage
- Drawer for Sideboard 74"W and 54 3/8"W
- this Drawer is only sold with a Sideboard

kg m3 vol eco
5 0,041 1 01017010240

INFO SHEET

Finish

Melamine

0

861213

Drawer without covered storage



- Interior Drawer without covered storage
- Drawer for Sideboard 74"W and 54 3/8"W
- this Drawer is only sold with a Sideboard

kg m3 vol eco
5 0,041 1 01017010240

INFO SHEET

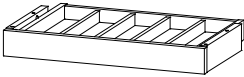
Finish

Melamine

0

861210

Drawer with covered storage



- Interior Drawer with covered storage
- Drawer for Sideboard 88 5/8"W
- this Drawer is only sold with a Sideboard

kg m3 vol eco
8 0,066 1 01017010240

INFO SHEET

Finish

Melamine

0

861211

Drawer without covered storage



- Interior Drawer without covered storage
- Drawer for Sideboard 88 5/8"W
- this Drawer is only sold with a Sideboard

kg m3 vol eco
7 0,066 1 01017010240

INFO SHEET

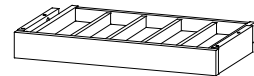
Finish

Melamine

0

861214

Drawer with covered storage



- Interior Drawer with covered storage
- Drawer for Sideboard 86 5/8"W
- this Drawer is only sold with a Sideboard

kg m3 vol eco
8 0,066 1 01017010240

INFO SHEET

Finish

Melamine

0

861215

Drawer without covered storage



- Interior Drawer without covered storage
- Drawer for Sideboard 86 5/8"W
- this Drawer is only sold with a Sideboard

kg m3 vol eco
7 0,066 1 01017010240

INFO SHEET

Finish

Melamine

0

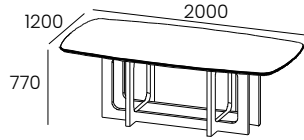
DINING TABLES

KYOTO

Fixed Dining Table

961230

Fixed Top Dining Table x01



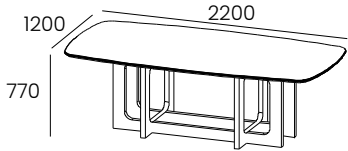
- Top in Wood or Ceramic
- Foot always in BX or BX-280/292

W:78 3/4" H:30 3/8" D:47 1/4"

INFO SHEET			
Foot	Table Top		
	BX	CM-S03	CM-S05
BX/LF	0	0	0
BX-280/ BX-292	0	0	0

961231

Fixed Top Dining Table



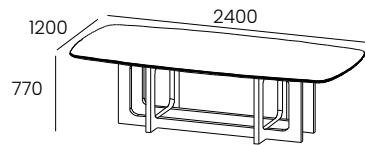
- Top in Wood or Ceramic
- Foot always in BX or BX-280/292

W:86 5/8" H:30 3/8" D:47 1/4"

INFO SHEET			
Foot	Table Top		
	BX	CM-S03	CM-S05
BX/LF	0	0	0
BX-280/ BX-292	0	0	0

961232

Fixed Top Dining Table



- Top in Wood or Ceramic
- Foot always in BX, with the exception of BX-280/292 which is ASH veneer stained in Walnut Color

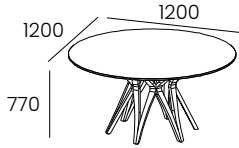
W:94 1/2" H:30 3/8" D:47 1/4"

INFO SHEET			
Foot	Table Top		
	BX	CM-S03	CM-S05
BX/LF	0	0	0
BX-280/ BX-292	0	0	0

NEWTOWN

Fixed Dining Table

811228



DIA:47 1/4" H:30 3/8"

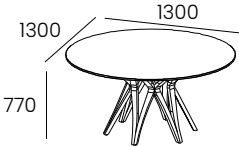
kg	m3	vol	eco
BX 104	1.090	2	BX 01019010300
VR 127			VR 01019070300

Fixed Glass Top Dining Table

- Top in Wood or Glass of 5/8"
- Foot always in BX or BX-280/ BX-292 Finishes

INFO SHEET		
Table Top	Foot	
	BX	BX-280/ BX-292
BX	0	0
VR TRANSP	0	0
VR GRIS/Bronze	0	0

811229



DIA:51 1/4" H:30 3/8"

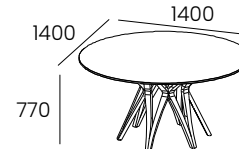
kg	m3	vol	eco
BX 113	1.151	2	BX 01019010300
VR 139			VR 01019070300

Fixed Glass Top Dining Table

- Top in Wood or Glass of 5/8"
- Foot always in BX or BX-280/ BX-292 Finishes

INFO SHEET		
Table Top	Foot	
	BX	BX-280/ BX-292
BX	0	0
VR TRANSP	0	0
VR GRIS/Bronze	0	0

811230



DIA:55 1/8" H:30 3/8"

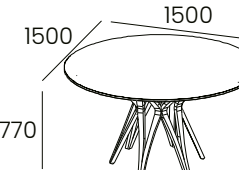
kg	m3	vol	eco
BX 122	1.217	2	BX 01019010300
VR 152			VR 01019070310

Fixed Glass Top Dining Table

- Top in Glass of 5/8"
- Foot always in BX or BX-280/ BX-292 Finishes

INFO SHEET		
Table Top	Foot	
	BX	BX-280/ BX-292
BX	-	-
VR TRANSP	0	0
VR GRIS/Bronze	0	0

811244



DIA:59" H:30 3/8"

kg	m3	vol	eco
BX 122	1.217	2	BX 01019010300
VR 152			VR 01019070310

Fixed Glass Top Dining Table

- Top in Glass of 5/8"
- Foot always in BX or BX-280/ BX-292 Finishes

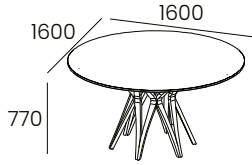
INFO SHEET		
Table Top	Foot	
	BX	BX-280/ BX-292
BX	-	-
VR TRANSP	0	0
VR GRIS/Bronze	0	0

NEWTOWN

Fixed Dining Table

881245

Fixed Glass Top Dining Table



DIA:63" H:30 3/8"

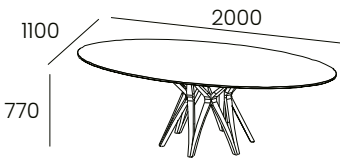
kg	m3	vol	eco
BX 122			BX 01019010300
VR 152	1.217	2	VR 01019070310

- Top in Glass of 5/8"
- Foot always in BX or BX-280/ BX-292 Finishes

INFO SHEET		
Table Top	Foot	
	BX	BX-280/ BX-292
BX	–	–
VR TRANSP	0	0
VR GRIS/Bronze	0	0

811231

Fixed Glass Top Dining Table



W:78 3/4" H:30 3/8" D:43 3/8"

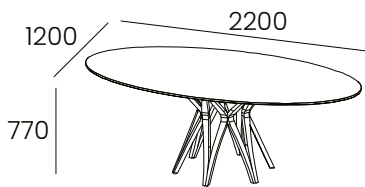
kg	m3	vol	eco
166	1,277	2	01019070310

- Top in Glass of 5/8"
- Foot always in BX or BX-280/ BX-292 Finishes

INFO SHEET		
Table Top	Foot	
	BX	BX-280/ BX-292
BX	–	–
VR TRANSP	0	0
VR GRIS/Bronze	0	0

811246

Fixed Glass Top Dining Table



W:86 5/8" H:30 3/8" D:47 1/4"

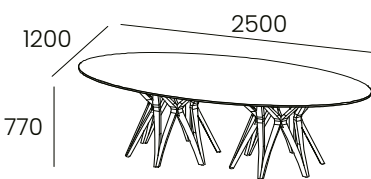
kg	m3	vol	eco
166	1,277	2	01019070310

- Top in Glass of 5/8"
- Foot always in BX or BX-280/ BX-292 Finishes

INFO SHEET		
Table Top	Foot	
	BX	BX-280/ BX-292
BX	–	–
VR TRANSP	0	0
VR GRIS/Bronze	0	0

811247

Fixed Glass Top Dining Table



W:98 1/2" H:30 3/8" D:47 1/4"

kg	m3	vol	eco
166	1,277	2	01019070310

- Top in Glass of 5/8"
- Foot always in BX or BX-280/ BX-292 Finishes

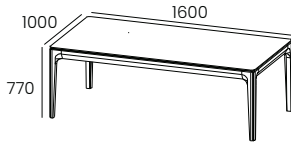
INFO SHEET		
Table Top	Foot	
	BX	BX-280/ BX-292
BX	–	–
VR TRANSP	0	0
VR GRIS/Bronze	0	0

NEWPORT

Fixed Dining Table

811232

Fixed Top Dining Table



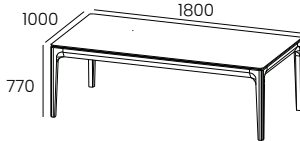
- Top in Wood or Ceramic
- Foot always in BX and/or LF Finish, with the exception of LF-018 Finish

W:63" H:30 3/8" D:39 3/8"

INFO SHEET				
Foot	Table Top			
	BX	CM-S01	CM-S03	CM-S05
BX/LF	0	0	0	0
BX-280/ BX-292	0	0	0	0

811233

Fixed Top Dining Table



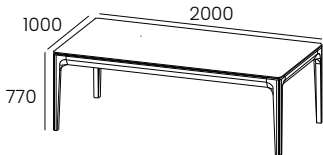
- Top in Wood or Ceramic
- Foot always in BX and/or LF Finish, with the exception of LF-018 Finish

W:70 7/8" H:30 3/8" D:39 3/8"

INFO SHEET				
Foot	Table Top			
	BX	CM-S01	CM-S03	CM-S05
BX/LF	0	0	0	0
BX-280/ BX-292	0	0	0	0

811234

Fixed Top Dining Table



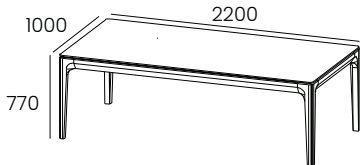
- Top in Wood or Ceramic
- Foot always in BX and/or LF Finish, with the exception of LF-018 Finish

W:78 3/4" H:30 3/8" D:39 3/8"

INFO SHEET				
Foot	Table Top			
	BX	CM-S01	CM-S03	CM-S05
BX/LF	0	0	0	0
BX-280/ BX-292	0	0	0	0

811235

Fixed Top Dining Table



- Top in Wood or Ceramic
- Foot always in BX and/or LF Finish, with the exception of LF-018 Finish

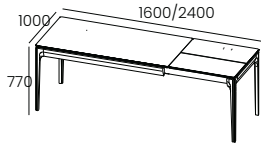
W:86 5/8" H:30 3/8" D:39 3/8"

INFO SHEET				
Foot	Table Top			
	BX	CM-S01	CM-S03	CM-S05
BX/LF	0	0	0	0
BX-280/ BX-292	0	0	0	0

NEWPORT

Extension Dining Table

811236



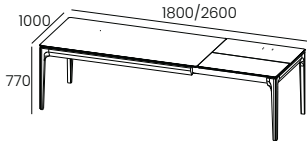
W:63" H:30 3/8" D:39 3/8"

Extension Top Dining Table

- Top in Wood or Ceramic
- 1 End Extension 31 1/2"W
- When the Table Top is made of Ceramic, the extension is always made of Ceramic
- Foot always in BX and/or LF Finish, with the exception of LF-018 Finish

INFO SHEET				
Foot	Table Top			
	BX	CM-S01	CM-S03	CM-S05
BX/LF	0	0	0	0
BX-280/ BX-292	0	0	0	0

811237



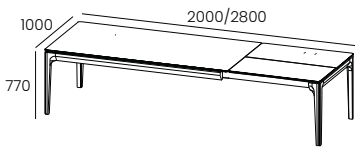
W:70 7/8" H:30 3/8" D:39 3/8"

Extension Top Dining Table

- Top in Wood or Ceramic
- 1 End Extension 31 1/2"W
- When the Table Top is made of Ceramic, the extension is always made of Ceramic
- Foot always in BX and/or LF Finish, with the exception of LF-018 Finish

INFO SHEET				
Foot	Table Top			
	BX	CM-S01	CM-S03	CM-S05
BX/LF	0	0	0	0
BX-280/ BX-292	0	0	0	0

811238



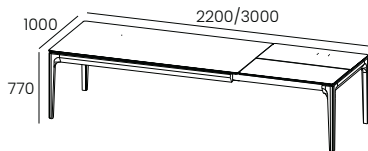
W:78 3/4" H:30 3/8" D:39 3/8"

Extension Top Dining Table

- Top in Wood or Ceramic
- 1 End Extension 31 1/2"W
- When the Table Top is made of Ceramic, the extension is always made of Ceramic
- Foot always in BX and/or LF Finish, with the exception of LF-018 Finish

INFO SHEET				
Foot	Table Top			
	BX	CM-S01	CM-S03	CM-S05
BX/LF	0	0	0	0
BX-280/ BX-292	0	0	0	0

811239



W:86 5/8" H:30 3/8" D:39 3/8"

Extension Top Dining Table

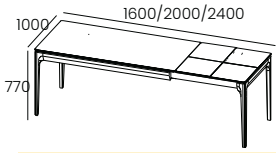
- Top in Wood or Ceramic
- 1 End Extension 31 1/2"W
- When the Table Top is made of Ceramic, the extension is always made of Ceramic
- Foot always in BX and/or LF Finish, with the exception of LF-018 Finish

INFO SHEET				
Foot	Table Top			
	BX	CM-S01	CM-S03	CM-S05
BX/LF	0	0	0	0
BX-280/ BX-292	0	0	0	0

NEWPORT

Extension Dining Table

811240



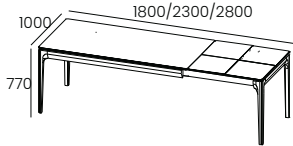
W:63" H:30 3/8" D:39 3/8"

Extension Top Dining Table

- Top in Wood or Ceramic
- 2 End Extensions 15 3/4"W
- When the Table Top is made of Ceramic, the extension is always made of Ceramic
- Foot always in BX and/or LF Finish, with the exception of LF-018 Finish

INFO SHEET				
Foot	Table Top			
	BX	CM-S01	CM-S03	CM-S05
BX/LF	0	0	0	0
BX-280/ BX-292	0	0	0	0

811241



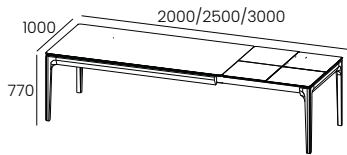
W:70 7/8" H:30 3/8" D:39 3/8"

Extension Top Dining Table

- Top in Wood or Ceramic
- 2 End Extensions 19 5/8"W
- When the Table Top is made of Ceramic, the extension is always made of Ceramic
- Foot always in BX and/or LF Finish, with the exception of LF-018 Finish

INFO SHEET				
Foot	Table Top			
	BX	CM-S01	CM-S03	CM-S05
BX/LF	0	0	0	0
BX-280/ BX-292	0	0	0	0

811242



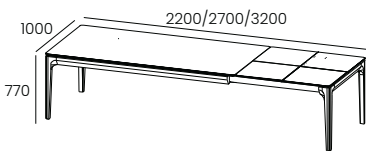
W:78 3/4" H:30 3/8" D:39 3/8"

Extension Top Dining Table

- Top in Wood or Ceramic
- 2 End Extensions 19 5/8"W
- When the Table Top is made of Ceramic, the extension is always made of Ceramic
- Foot always in BX and/or LF Finish, with the exception of LF-018 Finish

INFO SHEET				
Foot	Table Top			
	BX	CM-S01	CM-S03	CM-S05
BX/LF	0	0	0	0
BX-280/ BX-292	0	0	0	0

811243



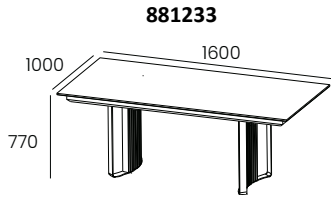
W:86 5/8" H:30 3/8" D:39 3/8"

Extension Top Dining Table

- Top in Wood or Ceramic
- 2 End Extensions 19 5/8"W
- When the Table Top is made of Ceramic, the extension is always made of Ceramic
- Foot always in BX and/or LF Finish, with the exception of LF-018 Finish

INFO SHEET				
Foot	Table Top			
	BX	CM-S01	CM-S03	CM-S05
BX/LF	0	0	0	0
BX-280/ BX-292	0	0	0	0

Fixed Dining Table w/ Slatted Accent (39 3/8" D)



881233

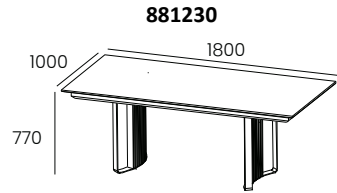
Fixed Top Dining Table

- Table Top in Wood or Ceramic
- Metal Foot in LF and Slatted in BX, BX-280/ BX-292 or LM
- Wooden Table Structure in LF, except in LF-018.

W:63" H:30 3/8" D:39 3/8"

kg	m3	vol	eco
BX 82	1,057	3	BX 01019010290
CM 99			CM 01019080290

INFO SHEET			
Foot	Top		
LF	BX/BX-280/ BX-292	CM-S01	CM-S03
Slatted			
BX	0	0	
LM	0	0	
BX-280/ BX-292	0	0	



881230

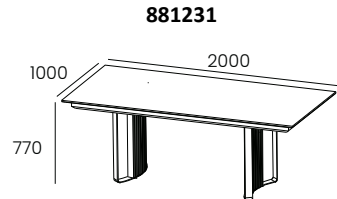
Fixed Top Dining Table

- Table Top in Wood or Ceramic
- Metal Foot in LF and Slatted in BX, BX-280/ BX-292 or LM
- Wooden Table Structure in LF, except in LF-018.

W:70 7/8" H:30 3/8" D:39 3/8"

kg	m3	vol	eco	BX
BX 86	1,087	3	01019010290	
CM 105			CM 01019080300	

INFO SHEET			
Foot	Top		
LF	BX/BX-280/ BX-292	CM-S01	CM-S03
Slatted			
BX	0	0	
LM	0	0	
BX-280/ BX-292	0	0	



881231

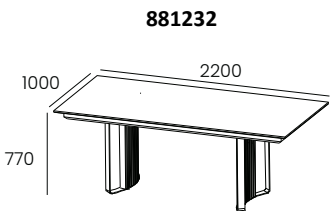
Fixed Top Dining Table

- Table Top in Wood or Ceramic
- Metal Foot in LF and Slatted in BX, BX-280/ BX-292 or LM
- Wooden Table Structure in LF, except in LF-018.

W:78 3/4" H:30 3/8" D:39 3/8"

kg	m3	vol	eco	BX
BX 90	1,120	3	01019010290	
CM 111			CM 01019080300	

INFO SHEET			
Foot	Top		
LF	BX/BX-280/ BX-292	CM-S01	CM-S03
Slatted			
BX	0	0	
LM	0	0	
BX-280/ BX-292	0	0	



881232

Fixed Top Dining Table

- Table Top in Wood or Ceramic
- Metal Foot in LF and Slatted in BX, BX-280/ BX-292 or LM
- Wooden Table Structure in LF, except in LF-018.

W:86 5/8" H:30 3/8" D:39 3/8"

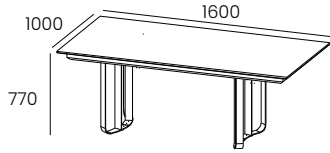
kg	m3	vol	eco	BX
BX 96	1,151	3	01019010290	
CM 117			CM 01019080300	

INFO SHEET			
Foot	Top		
LF	BX/BX-280/ BX-292	CM-S01	CM-S03
Slatted			
BX	0	0	
LM	0	0	
BX-280/ BX-292	0	0	

Fixed Dining Table w/out Slatted Accent (39 3/8" D)

881262

Fixed Top Dining Table



- Table Top in Wood or Ceramic
- Metal Foot in LF
- Wooden Table Structure in LF, except in LF-018.

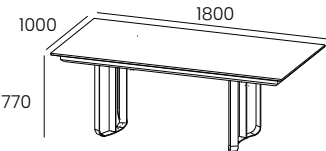
W:63" H:30 3/8" D:39 3/8"

kg	m3	vol	eco
BX 82			BX 01019010290
CM 99	1.057	3	CM 01019080290

INFO SHEET			
Foot	Top		
LF	BX/BX-280/ BX-292	CM-S01	CM-S03
	0	0	

881263

Fixed Top Dining Table



- Table Top in Wood or Ceramic
- Metal Foot in LF
- Wooden Table Structure in LF, except in LF-018.

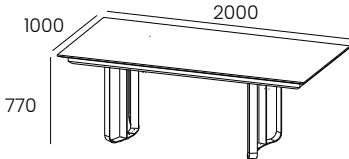
W:70 7/8" H:30 3/8" D:39 3/8"

kg	m3	vol	eco
BX 86			BX 01019010290
CM 105	1.088	3	CM 01019080300

INFO SHEET			
Foot	Top		
LF	BX/BX-280/ BX-292	CM-S01	CM-S03
	0	0	

881264

Fixed Top Dining Table



- Table Top in Wood or Ceramic
- Metal Foot in LF
- Wooden Table Structure in LF, except in LF-018.

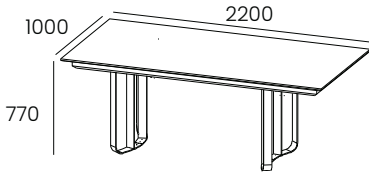
W:78 3/4" H:30 3/8" D:39 3/8"

kg	m3	vol	eco
BX 90			BX 01019010290
CM 111	1.120	3	CM 01019080300

INFO SHEET			
Foot	Top		
LF	BX/BX-280/ BX-292	CM-S01	CM-S03
	0	0	

881265

Fixed Top Dining Table



- Table Top in Wood or Ceramic
- Metal Foot in LF
- Wooden Table Structure in LF, except in LF-018.

W:86 5/8" H:30 3/8" D:39 3/8"

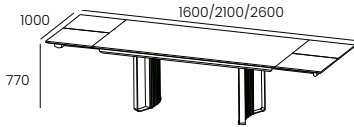
kg	m3	vol	eco
BX 96			BX 01019010290
CM 117	1.151	3	CM 01019080300

INFO SHEET			
Foot	Top		
LF	BX/BX-280/ BX-292	CM-S01	CM-S03
	0	0	

Extension Dining Table w/ Slatted Accent (39 3/8" D)

881237

Extension Top Dining Table



- Table Top in Wood or Ceramic
- 2 Extension of 19 5/8"
- Metal Foot in LF and Slatted in BX, BX-280/ BX-292 or LM
- Wooden Table Structure in LF, except in LF-018
- When the Table Top is Ceramic the Extension is always Ceramic.

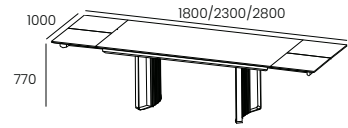
W:63" H:30 3/8" D:39 3/8"

kg	m3	vol	eco
BX 110			BX 01019010300
CM 124	1.074	3	CM 01019080300

INFO SHEET			
Foot	Top		
LF	BX/BX-280/ BX-292	CM-S01	CM-S03
Slatted			
BX	0	0	
LM	0	0	
BX-280/ BX-292	0	0	

881234

Extension Top Dining Table



- Table Top in Wood or Ceramic
- 2 Extension of 19 5/8"
- Metal Foot in LF and Slatted in BX, BX-280/ BX-292 or LM
- Wooden Table Structure in LF, except in LF-018
- When the Table Top is Ceramic the Extension is always Ceramic.

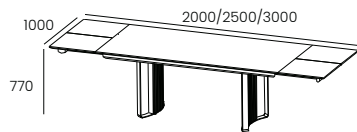
W:70 7/8" H:30 3/8" D:39 3/8"

kg	m3	vol	eco
BX 114			BX 01019010300
CM 132	1.107	3	CM 01019080300

INFO SHEET			
Foot	Top		
LF	BX/BX-280/ BX-292	CM-S01	CM-S03
Slatted			
BX	0	0	
LM	0	0	
BX-280/ BX-292	0	0	

881235

Extension Top Dining Table



- Table Top in Wood or Ceramic
- 2 Extension of 19 5/8"
- Metal Foot in LF and Slatted in BX, BX-280/ BX-292 or LM
- Wooden Table Structure in LF, except in LF-018
- When the Table Top is Ceramic the Extension is always Ceramic.

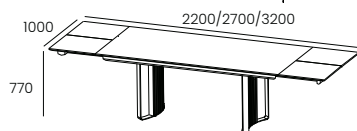
W:78 3/4" H:30 3/8" D:39 3/8"

kg	m3	vol	eco
BX 118			BX 01019010300
CM 140	1.141	3	CM 01019080300

INFO SHEET			
Foot	Top		
LF	BX/BX-280/ BX-292	CM-S01	CM-S03
Slatted			
BX	0	0	
LM	0	0	
BX-280/ BX-292	0	0	

881236

Extension Top Dining Table



- Table Top in Wood or Ceramic
- 2 Extension of 19 5/8"
- Metal Foot in LF and Slatted in BX, BX-280/ BX-292 or LM
- Wooden Table Structure in LF, except in LF-018
- When the Table Top is Ceramic the Extension is always Ceramic.

W:86 5/8" H:30 3/8" D:39 3/8"

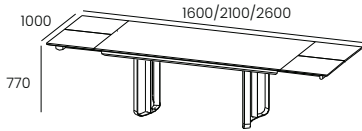
kg	m3	vol	eco
BX 123			BX 01019010300
CM 148	1.175	3	CM 01019080300

INFO SHEET			
Foot	Top		
LF	BX/BX-280/ BX-292	CM-S01	CM-S03
Slatted			
BX	0	0	
LM	0	0	
BX-280/ BX-292	0	0	

Extension Dining Table w/out Slatted Accent (39 3/8" D)

881266

Extension Top Dining Table



- Table Top in Wood or Ceramic
- 2 Extension of 19 5/8"
- Metal Foot in LF
- Wooden Table Structure in LF, except in LF-018
- When the Table Top is Ceramic the Extension is always Ceramic.

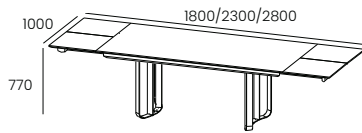
W:63" H:30 3/8" D:39 3/8"

kg	m3	vol	eco
BX 101			BX 01019010300
CM 115	1.074	3	CM 01019080300

INFO SHEET			
Foot	Top		
LF	BX/BX-280/BX-292	CM-S01	CM-S03
	0	0	

881267

Extension Top Dining Table



- Table Top in Wood or Ceramic
- 2 Extension of 19 5/8"
- Metal Foot in LF
- Wooden Table Structure in LF, except in LF-018
- When the Table Top is Ceramic the Extension is always Ceramic.

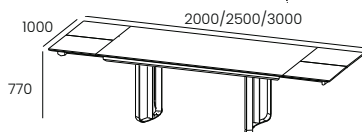
W:70 7/8" H:30 3/8" D:39 3/8"

kg	m3	vol	eco
BX 105			BX 01019010300
CM 123	1.107	3	CM 01019080300

INFO SHEET			
Foot	Top		
LF	BX/BX-280/BX-292	CM-S01	CM-S03
	0	0	

881268

Extension Top Dining Table



- Table Top in Wood or Ceramic
- 2 Extension of 19 5/8"
- Metal Foot in LF
- Wooden Table Structure in LF, except in LF-018
- When the Table Top is Ceramic the Extension is always Ceramic.

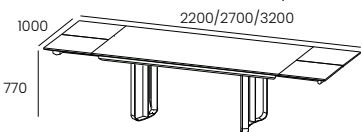
W:78 3/4" H:30 3/8" D:39 3/8"

kg	m3	vol	eco
BX 109			BX 01019010300
CM 131	1.141	3	CM 01019080300

INFO SHEET			
Foot	Top		
LF	BX/BX-280/BX-292	CM-S01	CM-S03
	0	0	

881269

Extension Top Dining Table



- Table Top in Wood or Ceramic
- 2 Extension of 19 5/8"
- Metal Foot in LF
- Wooden Table Structure in LF, except in LF-018
- When the Table Top is Ceramic the Extension is always Ceramic.

W:86 5/8" H:30 3/8" D:39 3/8"

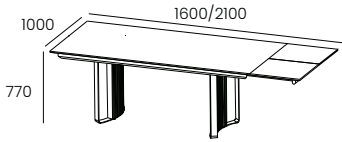
kg	m3	vol	eco
BX 114			BX 01019010300
CM 139	1.175	3	CM 01019080300

INFO SHEET			
Foot	Top		
LF	BX/BX-280/BX-292	CM-S01	CM-S03
	0	0	

Extension Dining Table w/ Slatted Accent (39 3/8" D)

881241

Extension Top Dining Table



- Table Top in Wood or Ceramic
- 1 Extension of 19 5/8"
- Metal Foot in LF and Slatted in BX, BX-280/ BX-292 or LM
- Wooden Table Structure in LF, except in LF-018
- When the Table Top is Ceramic the Extension is always Ceramic.

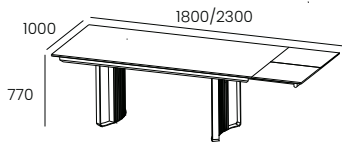
W:63" H:30 3/8" D:39 3/8"

kg	m3	vol	eco
BX 96			BX 01019010290
CM 111	1.074	3	CM 01019080300

INFO SHEET			
Foot	Top		
LF	BX/BX-280/ BX-292	CM-S01	CM-S03
Slatted			
BX	0	0	
LM	0	0	
BX-280/ BX-292	0	0	

881238

Extension Top Dining Table



- Table Top in Wood or Ceramic
- 1 Extension of 19 5/8"
- Metal Foot in LF and Slatted in BX, BX-280/ BX-292 or LM
- Wooden Table Structure in LF, except in LF-018
- When the Table Top is Ceramic the Extension is always Ceramic.

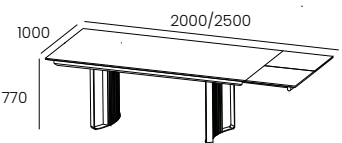
W:70 7/8" H:30 3/8" D:39 3/8"

kg	m3	vol	eco
BX 104			BX 01019010300
CM 118	1.107	3	CM 01019080300

INFO SHEET			
Foot	Top		
LF	BX/BX-280/ BX-292	CM-S01	CM-S03
Slatted			
BX	0	0	
LM	0	0	
BX-280/ BX-292	0	0	

881239

Extension Top Dining Table



- Table Top in Wood or Ceramic
- 1 Extension of 19 5/8"
- Metal Foot in LF and Slatted in BX, BX-280/ BX-292 or LM
- Wooden Table Structure in LF, except in LF-018
- When the Table Top is Ceramic the Extension is always Ceramic.

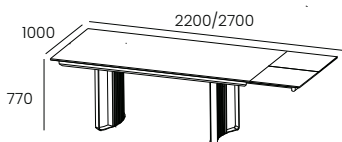
W:78 3/4" H:30 3/8" D:39 3/8"

kg	m3	vol	eco
BX 112			BX 01019010300
CM 125	1.141	3	CM 01019080300

INFO SHEET			
Foot	Top		
LF	BX/BX-280/ BX-292	CM-S01	CM-S03
Slatted			
BX	0	0	
LM	0	0	
BX-280/ BX-292	0	0	

881240

Extension Top Dining Table



- Table Top in Wood or Ceramic
- 1 Extension of 19 5/8"
- Metal Foot in LF and Slatted in BX, BX-280/ BX-292 or LM
- Wooden Table Structure in LF, except in LF-018
- When the Table Top is Ceramic the Extension is always Ceramic.

W:86 5/8" H:30 3/8" D:39 3/8"

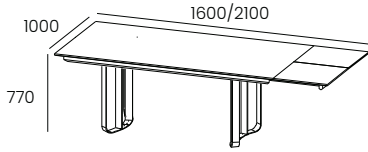
kg	m3	vol	eco
BX 118			BX 01019010300
CM 132	1.175	3	CM 01019080300

INFO SHEET			
Foot	Top		
LF	BX/BX-280/ BX-292	CM-S01	CM-S03
Slatted			
BX	0	0	
LM	0	0	
BX-280/ BX-292	0	0	

Extension Dining Table w/out Slatted Accent (39 3/8" D)

881270

Extension Top Dining Table



- Table Top in Wood or Ceramic
- 1 Extension of 19 5/8"
- Metal Foot in LF
- Wooden Table Structure in LF, except in LF-018
- When the Table Top is Ceramic the Extension is always Ceramic.

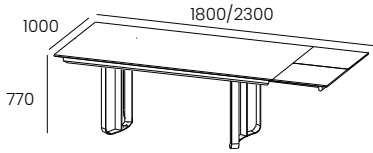
W:63" H:30 3/8" D:39 3/8"

kg	m3	vol	eco
BX 101			BX 01019010300
CM 115	1.074	3	CM 01019080300

INFO SHEET			
Foot	Top		
LF	BX/BX-280/ BX-292	CM-S01	CM-S03
	0	0	

881271

Extension Top Dining Table



- Table Top in Wood or Ceramic
- 1 Extension of 19 5/8"
- Metal Foot in LF
- Wooden Table Structure in LF, except in LF-018
- When the Table Top is Ceramic the Extension is always Ceramic.

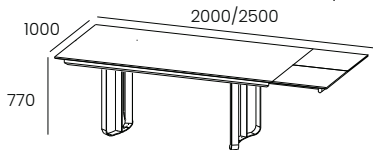
W:70 7/8" H:30 3/8" D:39 3/8"

kg	m3	vol	eco
BX 105			BX 01019010300
CM 123	1.107	3	CM 01019080300

INFO SHEET			
Foot	Top		
LF	BX/BX-280/BX-292	CM-S01	CM-S03
	0	0	

881272

Extension Top Dining Table



- Table Top in Wood or Ceramic
- 1 Extension of 19 5/8"
- Metal Foot in LF
- Wooden Table Structure in LF, except in LF-018
- When the Table Top is Ceramic the Extension is always Ceramic.

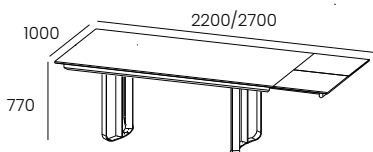
W:78 3/4" H:30 3/8" D:39 3/8"

kg	m3	vol	eco
BX 109			BX 01019010300
CM 131	1.141	3	CM 01019080300

INFO SHEET			
Foot	Top		
LF	BX/BX-280/BX-292	CM-S01	CM-S03
	0	0	

881273

Extension Top Dining Table



- Table Top in Wood or Ceramic
- 1 Extension of 19 5/8"
- Metal Foot in LF
- Wooden Table Structure in LF, except in LF-018
- When the Table Top is Ceramic the Extension is always Ceramic.

W:86 5/8" H:30 3/8" D:39 3/8"

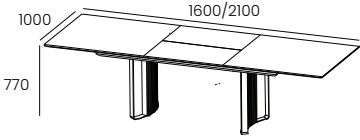
kg	m3	vol	eco
BX 114			BX 01019010300
CM 139	1.175	3	CM 01019080300

INFO SHEET			
Foot	Top		
LF	BX/BX-280/BX-292	CM-S01	CM-S03
	0	0	

Extension Dining Table w/ Slatted Accent (39 3/8" D)

881245

Extension Top Dining Table



W:63" H:30 3/8" D:39 3/8"

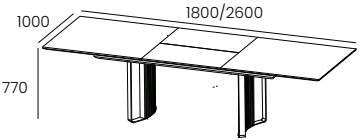
kg	m3	vol	eco
BX 105			BX 01019010300
CM 127	1.074	3	CM 01019080300

- Table Top in Wood or Ceramic
- 1 Extension of 19 5/8"
- Metal Foot in LF and Slatted in BX, BX-280/ BX-292 or LM
- Wooden Table Structure in LF, except in LF-018
- When the Table Top is Ceramic the Extension is always Ceramic.

INFO SHEET			
Foot	Top		
LF	BX/BX-280/ BX-292	CM-S01	CM-S03
Slatted			
BX	0	0	
LM	0	0	
BX-280/ BX-292	0	0	

881242

Extension Top Dining Table



W:70 7/8" H:30 3/8" D:39 3/8"

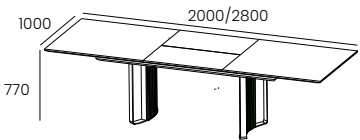
kg	m3	vol	eco
BX 116			BX 01019010300
CM 138	1.107	3	CM 01019080300

- Table Top in Wood or Ceramic
- 1 Extension of 31 1/2"
- Metal Foot in LF and Slatted in BX, BX-280/ BX-292 or LM
- Wooden Table Structure in LF, except in LF-018
- When the Table Top is Ceramic the Extension is always Ceramic.

INFO SHEET			
Foot	Top		
LF	BX/BX-280/ BX-292	CM-S01	CM-S03
Slatted			
BX	0	0	
LM	0	0	
BX-280/ BX-292	0	0	

881243

Extension Top Dining Table



W:78 3/4" H:30 3/8" D:39 3/8"

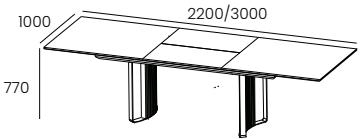
kg	m3	vol	eco
BX 127			BX 01019010300
CM 150	1.141	3	CM 01019080310

- Table Top in Wood or Ceramic
- 1 Extension of 31 1/2"
- Metal Foot in LF and Slatted in BX, BX-280/ BX-292 or LM
- Wooden Table Structure in LF, except in LF-018
- When the Table Top is Ceramic the Extension is always Ceramic.

INFO SHEET			
Foot	Top		
LF	BX/BX-280/ BX-292	CM-S01	CM-S03
Slatted			
BX	0	0	
LM	0	0	
BX-280/ BX-292	0	0	

881244

Extension Top Dining Table



W:86 5/8" H:30 3/8" D:39 3/8"

kg	m3	vol	eco
BX 138			BX 01019010300
CM 161	1.175	3	CM 01019080310

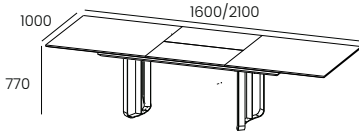
- Table Top in Wood or Ceramic
- 1 Extension of 31 1/2"
- Metal Foot in LF and Slatted in BX, BX-280/ BX-292 or LM
- Wooden Table Structure in LF, except in LF-018
- When the Table Top is Ceramic the Extension is always Ceramic.

INFO SHEET			
Foot	Top		
LF	BX/BX-280/ BX-292	CM-S01	CM-S03
Slatted			
BX	0	0	
LM	0	0	
BX-280/ BX-292	0	0	

Extension Dining Table w/out Slatted Accent (39 3/8" D)

881274

Extension Top Dining Table



- Table Top in Wood or Ceramic
- 1 Extension of 31 1/2"
- Metal Foot in LF
- Wooden Table Structure in LF, except in LF-018
- When the Table Top is Ceramic the Extension is always Ceramic.

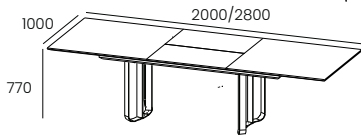
W:63" H:30 3/8" D:39 3/8"

kg	m3	vol	eco
BX 96			BX 01019010300
CM 118	1.074	3	CM 01019080300

INFO SHEET			
Foot	Top		
LF	BX/BX-280/BX-292	CM-S01	CM-S03
	0	0	

881275

Extension Top Dining Table



- Table Top in Wood or Ceramic
- 1 Extension of 31 1/2"
- Metal Foot in LF
- Wooden Table Structure in LF, except in LF-018
- When the Table Top is Ceramic the Extension is always Ceramic.

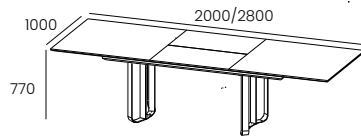
W:70 7/8" H:30 3/8" D:39 3/8"

kg	m3	vol	eco
BX 107			BX 01019010300
CM 129	1.107	3	CM 01019080300

INFO SHEET			
Foot	Top		
LF	BX/BX-280/BX-292	CM-S01	CM-S03
	0	0	

881276

Extension Top Dining Table



- Table Top in Wood or Ceramic
- 1 Extension of 31 1/2"
- Metal Foot in LF
- Wooden Table Structure in LF, except in LF-018
- When the Table Top is Ceramic the Extension is always Ceramic.

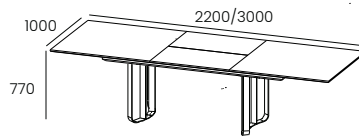
W:78 3/4" H:30 3/8" D:39 3/8"

kg	m3	vol	eco
BX 118			BX 01019010300
CM 141	1.141	3	CM 01019080310

INFO SHEET			
Foot	Top		
LF	BX/BX-280/BX-292	CM-S01	CM-S03
	0	0	

881277

Extension Top Dining Table



- Table Top in Wood or Ceramic
- 1 Extension of 31 1/2"
- Metal Foot in LF
- Wooden Table Structure in LF, except in LF-018
- When the Table Top is Ceramic the Extension is always Ceramic.

W:86 5/8" H:30 3/8" D:39 3/8"

kg	m3	vol	eco
BX 129			BX 01019010300
CM 152	1.175	3	CM 01019080310

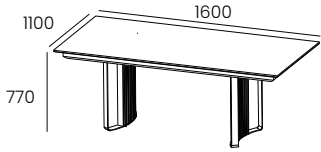
INFO SHEET			
Foot	Top		
LF	BX/BX-280/BX-292	CM-S01	CM-S03
	0	0	

FIDJI

Fixed Dining Table w/ Slatted Accent (43 3/8" D)

881246

Fixed Top Dining Table



- Table Top in Wood or Ceramic
- Metal Foot in LF and Slatted in BX, BX-280/ BX-292 or LM
- Wooden Table Structure in LF, except in LF-018.

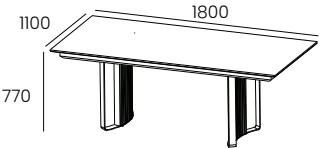
W:63" H:30 3/8" D:43 3/8"

BX 86 1.081 3 BX 01019010290
CM 105 CM 01019080300

INFO SHEET		
Foot	Top	
LF	BX/BX-280/ BX-292	CM-S03
Slatted		
BX	0	0
LM	0	0
BX-280/ BX-292	0	0

881247

Fixed Top Dining Table



- Table Top in Wood or Ceramic
- Metal Foot in LF and Slatted in BX, BX-280/ BX-292 or LM
- Wooden Table Structure in LF, except in LF-018.

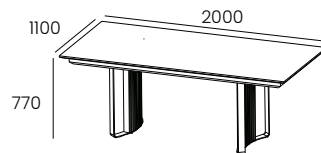
W:70 7/8" H:30 3/8" D:43 3/8"

BX 92 1.116 3 BX 01019010290
CM 113 CM 01019080300

INFO SHEET		
Foot	Top	
LF	BX/BX-280/ BX-292	CM-S03
Slatted		
BX	0	0
LM	0	0
BX-280/ BX-292	0	0

881248

Fixed Top Dining Table



- Table Top in Wood or Ceramic
- Metal Foot in LF and Slatted in BX, BX-280/ BX-292 or LM
- Wooden Table Structure in LF, except in LF-018.

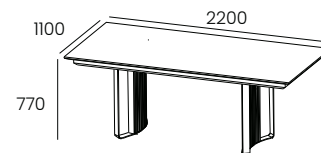
W:78 3/4" H:30 3/8" D:43 3/8"

BX 98 1.150 3 BX 01019010290
CM 121 CM 01019080300

INFO SHEET		
Foot	Top	
LF	BX/BX-280/ BX-292	CM-S03
Slatted		
BX	0	0
LM	0	0
BX-280/ BX-292	0	0

881249

Fixed Top Dining Table



- Table Top in Wood or Ceramic
- Metal Foot in LF and Slatted in BX, BX-280/ BX-292 or LM
- Wooden Table Structure in LF, except in LF-018.

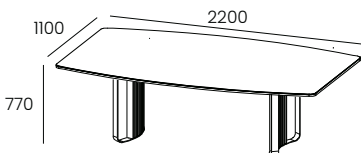
W:86 5/8" H:30 3/8" D:43 3/8"

BX 105 1.185 3 BX 01019010300
CM 129 CM 01019080300

INFO SHEET		
Foot	Top	
LF	BX/BX-280/ BX-292	CM-S03
Slatted		
BX	0	0
LM	0	0
BX-280/ BX-292	0	0

881220

Fixed Top Dining Table



- Table Top in Wood or Ceramic
- Metal Foot in LF and Slatted in BX, BX-280/ BX-292 or LM
- Wooden Table Structure in LF, except in LF-018.
- CM-S05 is calacatta luxe with soft Finish with 6mm thickness

W:86 5/8" H:30 3/8" D:43 3/8"

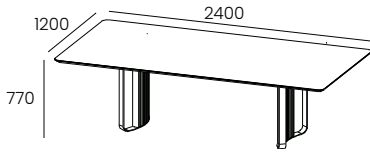
kg m3 vol eco
BX 98 1.210 3 BX 01019010290
CM 121 CM 01019080300

INFO SHEET			
Foot	Top		
LF	BX/BX-280/ BX-292	CM-S03	CM-S05
Slatted			
BX	0	0	0
LM	0	0	0
BX-280/ BX-292	0	0	0

Fixed Dining Table w/ Slatted Accent

881221

Fixed Top Dining Table



- Table Top in Wood or Ceramic
- Metal Foot in LF and Slatted in BX, BX-280/ BX-292 or LM
- Wooden Table Structure in LF, except in LF-018.
- CM-S05 is calacatta luxe with soft Finish with 6mm thickness

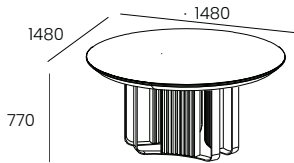
W:94 1/2" H:30 3/8" D:47 1/4"

BX 105 1.185 3 BX 01019010300
 CM 129 CM 01019080300

INFO SHEET			
Foot	Top		
LF	BX/BX-280/ BX-292	CM-S03	CM-S05
Slatted			
BX	0	0	0
LM	0	0	0
BX-280/ BX-292	0	0	0

881219

Fixed Top Dining Table



- Table Top in Wood or Ceramic
- Metal Foot in LF and Slatted in BX, BX-280/ BX-292 or LM
- Wooden Table Structure in LF, except in LF-018.
- CM-S05 is calacatta luxe with soft Finish with 6mm thickness

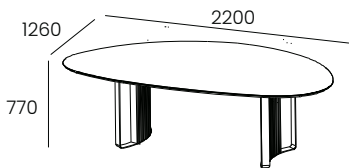
DIA: 58 1/4" H:30 3/8"

kg m3 vol eco
 BX 81 1.210 3 BX 01019010290
 CM 90 CM 01019080300

INFO SHEET		
Foot	Top	
LF	BX/BX-280/ BX-292	CM-S05
Slatted		
BX	0	0
LM	0	0
BX-280/ BX-292	0	0

881224

Fixed Top Dining Table



- Table Top in Wood or Ceramic
- Metal Foot in LF and Slatted in BX, BX-280/ BX-292 or LM
- Wooden Table Structure in LF, except in LF-018.
- CM-S05 is calacatta luxe with soft Finish with 6mm thickness

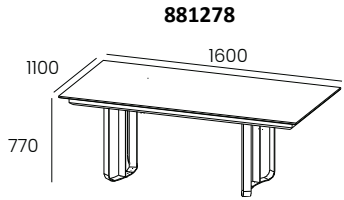
W:86 5/8" H:30 3/8" D:49 5/8"

BX 105 1.185 3 BX 01019010300
 CM 129 CM 01019080300

INFO SHEET			
Foot	Top		
LF	BX/BX-280/ BX-292	CM-S03	CM-S05
Slatted			
BX	0	0	0
LM	0	0	0
BX-280/ BX-292	0	0	0

FIDJI

Fixed Dining Table w/out Slatted Accent (43 3/8" D)



881278

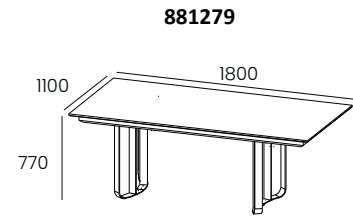
Fixed Top Dining Table

- Table Top in Wood or Ceramic
- Metal Foot in LF
- Wooden Table Structure in LF, except in LF-018.

W:8663" H:30 3/8" D:43 3/8"

BX 77 1.081 3 BX 01019010290
CM 96 CM 01019080300

INFO SHEET		
Foot	Top	
LF	BX/BX-280/BX-292	CM-S03
	0	0



881279

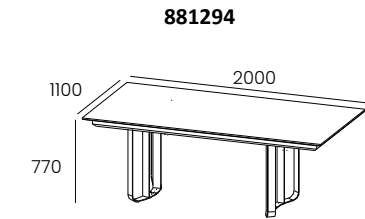
Fixed Top Dining Table

- Table Top in Wood or Ceramic
- Metal Foot in LF
- Wooden Table Structure in LF, except in LF-018.

W:70 7/8" H:30 3/8" D:43 3/8"

BX 83 1.116 3 BX 01019010290
CM 104 CM 01019080300

INFO SHEET		
Foot	Top	
LF	BX/BX-280/BX-292	CM-S03
	0	0



881294

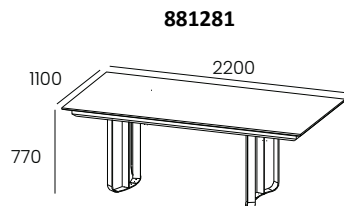
Fixed Top Dining Table

- Table Top in Wood or Ceramic
- Metal Foot in LF
- Wooden Table Structure in LF, except in LF-018.

W:78 3/4" H:30 3/8" D:43 3/8"

BX 89 1.150 3 BX 01019010290
CM 112 CM 01019080300

INFO SHEET		
Foot	Top	
LF	BX/BX-280/BX-292	CM-S03
	0	0



881281

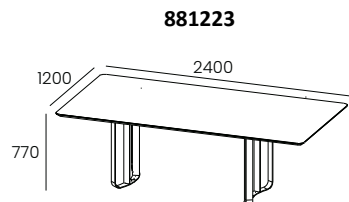
Fixed Top Dining Table

- Table Top in Wood or Ceramic
- Metal Foot in LF
- Wooden Table Structure in LF, except in LF-018.

W:86 5/8" H:30 3/8" D:43 3/8"

BX 96 1.185 3 BX 01019010300
CM 120 CM 01019080300

INFO SHEET		
Foot	Top	
LF	BX/BX-280/BX-292	CM-S03
	0	0



881223

Fixed Top Dining Table

- Table Top in Wood or Ceramic
- Metal Foot in LF
- Wooden Table Structure in LF, except in LF-018.

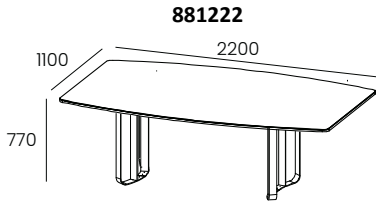
W:94 1/2" H:30 3/8" D:47 1/4"

BX 105 1.185 3 BX 01019010300
CM 129 CM 01019080300

INFO SHEET			
Foot	Top		
LF	BX/BX-280/BX-292	CM-S03	CM-S05
	0	0	0

FIDJI

Fixed Dining Table w/out Slatted Accent (43 3/8" D)



881222

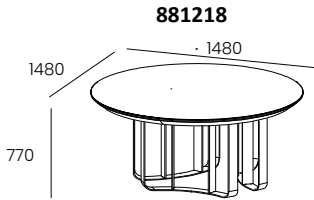
Fixed Top Dining Table

- Table Top in Wood or Ceramic
- Metal Foot in LF
- Wooden Table Structure in LF, except in LF-018.

W:86 5/8" H:30 3/8" D:43 3/8"

BX 98 1,150 3 BX 01019010290
CM 121 CM 01019080300

INFO SHEET			
Foot	Top		
LF	BX/BX-280/BX-292	CM-S03	CM-S05
	0	0	0



881218

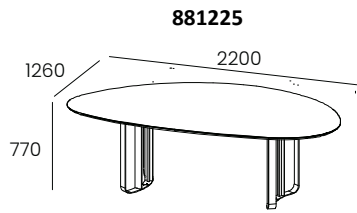
Fixed Top Dining Table

- Table Top in Wood or Ceramic
- Metal Foot in LF
- Wooden Table Structure in LF, except in LF-018.

DIA: 58 1/4" H:30 3/8"

BX 81 1,150 3 BX 01019010290
CM 90 CM 01019080300

INFO SHEET		
Foot	Top	
LF	BX/BX-280/BX-292	CM-S05
	0	0



881225

Fixed Top Dining Table

- Table Top in Wood or Ceramic
- Metal Foot in LF
- Wooden Table Structure in LF, except in LF-018.

W:86 5/8" H:30 3/8" D:49 1/2"

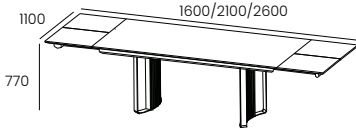
BX 98 1,150 3 BX 01019010290
CM 121 CM 01019080300

INFO SHEET			
Foot	Top		
LF	BX/BX-280/BX-292	CM-S03	CM-S05
	0	0	0

Extension Dining Table w/ Slatted Accent (43 3/8" D)

881250

Extension Top Dining Table



- Table Top in Wood or Ceramic
- 2 Extension of 19 5/8"
- Metal Foot in LF and Slatted in BX, BX-280/ BX-292 or LM
- Wooden Table Structure in LF, except in LF-018
- When the Table Top is Ceramic the Extension is always Ceramic.

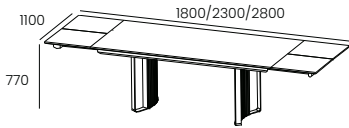
W:63" H:30 3/8" D:43 3/8"

kg	m3	vol	eco
BX 117	1.100	3	BX 01019010300
CM 129			CM 01019080300

INFO SHEET		
Foot	Top	
LF	BX/BX-280/ BX-292	CM-S03
Slatted		
BX	0	0
LM	0	0
BX-280/ BX-292	0	0

881251

Extension Top Dining Table



- Table Top in Wood or Ceramic
- 2 Extension of 19 5/8"
- Metal Foot in LF and Slatted in BX, BX-280/ BX-292 or LM
- Wooden Table Structure in LF, except in LF-018
- When the Table Top is Ceramic the Extension is always Ceramic.

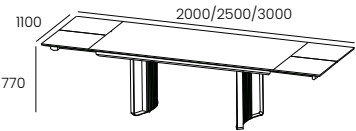
W:70 7/8" H:30 3/8" D:43 3/8"

kg	m3	vol	eco
BX 123	1.137	3	BX 01019010300
CM 137			CM 01019080300

INFO SHEET		
Foot	Top	
LF	BX/BX-280/ BX-292	CM-S03
Slatted		
BX	0	0
LM	0	0
BX-280/ BX-292	0	0

881252

Extension Top Dining Table



- Table Top in Wood or Ceramic
- 2 Extension of 19 5/8"
- Metal Foot in LF and Slatted in BX, BX-280/ BX-292 or LM
- Wooden Table Structure in LF, except in LF-018
- When the Table Top is Ceramic the Extension is always Ceramic.

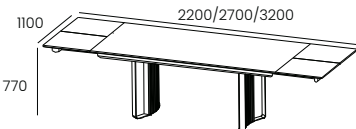
W:78 3/4" H:30 3/8" D:43 3/8"

kg	m3	vol	eco
BX 129	1.174	3	BX 01019010300
CM 151			CM 01019080310

INFO SHEET		
Foot	Top	
LF	BX/BX-280/ BX-292	CM-S03
Slatted		
BX	0	0
LM	0	0
BX-280/ BX-292	0	0

881253

Extension Top Dining Table



- Table Top in Wood or Ceramic
- 2 Extension of 19 5/8"
- Metal Foot in LF and Slatted in BX, BX-280/ BX-292 or LM
- Wooden Table Structure in LF, except in LF-018
- When the Table Top is Ceramic the Extension is always Ceramic.

W:86 5/8" H:30 3/8" D:43 3/8"

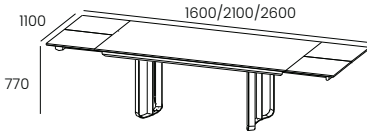
kg	m3	vol	eco
BX 135	1.211	3	BX 01019010300
CM 157			CM 01019080310

INFO SHEET		
Foot	Top	
LF	BX/BX-280/ BX-292	CM-S03
Slatted		
BX	0	0
LM	0	0
BX-280/ BX-292	0	0

Extension Dining Table w/out Slatted Accent (43 3/8" D)

881282

Extension Top Dining Table



- Table Top in Wood or Ceramic
- 2 Extension of 19 5/8"
- Metal Foot in LF
- Wooden Table Structure in LF, except in LF-018
- When the Table Top is Ceramic the Extension is always Ceramic.

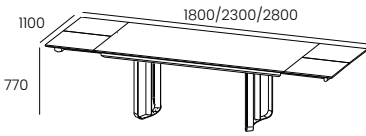
W:63" H:30 3/8" D:43 3/8"

kg	m3	vol	eco
BX 108			BX 01019010300
CM 120	1.1	3	CM 01019080300

INFO SHEET		
Foot	Top	
LF	BX/BX-280/BX-292	CM-S03
	0	0

881283

Extension Top Dining Table



- Table Top in Wood or Ceramic
- 2 Extension of 19 5/8"
- Metal Foot in LF
- Wooden Table Structure in LF, except in LF-018
- When the Table Top is Ceramic the Extension is always Ceramic.

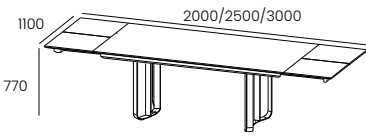
W:70 7/8" H:30 3/8" D:43 3/8"

kg	m3	vol	eco
BX 114			BX 01019010300
CM 128	1.137	3	CM 01019080300

INFO SHEET		
Foot	Top	
LF	BX/BX-280/BX-292	CM-S03
	0	0

881284

Extension Top Dining Table



- Table Top in Wood or Ceramic
- 2 Extension of 19 5/8"
- Metal Foot in LF
- Wooden Table Structure in LF, except in LF-018
- When the Table Top is Ceramic the Extension is always Ceramic.

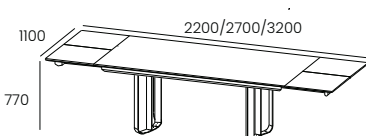
W:78 3/4" H:30 3/8" D:43 3/8"

kg	m3	vol	eco
BX 120			BX 01019010300
CM 142	1.174	3	CM 01019080310

INFO SHEET		
Foot	Top	
LF	BX/BX-280/BX-292	CM-S03
	0	0

881285

Extension Top Dining Table



- Table Top in Wood or Ceramic
- 2 Extension of 19 5/8"
- Metal Foot in LF
- Wooden Table Structure in LF, except in LF-018
- When the Table Top is Ceramic the Extension is always Ceramic.

W:86 5/8" H:30 3/8" D:43 3/8"

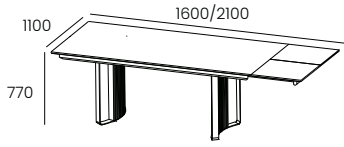
kg	m3	vol	eco
BX 114			BX 01019010300
CM 139	1.175	3	CM 01019080300

INFO SHEET		
Foot	Top	
LF	BX/BX-280/BX-292	CM-S03
	0	0

Extension Dining Table w/ Slatted Accent (43 3/8" D)

881254

Extension Top Dining Table



- Table Top in Wood or Ceramic
- 1 Extension of 19 5/8"
- Metal Foot in LF and Slatted in BX, BX-280/ BX-292 or LM
- Wooden Table Structure in LF, except in LF-018
- When the Table Top is Ceramic the Extension is always Ceramic.

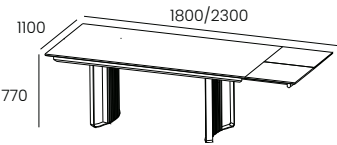
W:63" H:30 3/8" D:43 3/8"

kg	m3	vol	eco
BX 103			BX 01019010300
CM 122	1.100	3	CM 01019080300

INFO SHEET		
Foot	Top	
LF	BX/BX-280/ BX-292	CM-S03
Slatted		
BX	0	0
LM	0	0
BX-280/ BX-292	0	0

881255

Extension Top Dining Table



- Table Top in Wood or Ceramic
- 1 Extension of 19 5/8"
- Metal Foot in LF and Slatted in BX, BX-280/ BX-292 or LM
- Wooden Table Structure in LF, except in LF-018
- When the Table Top is Ceramic the Extension is always Ceramic.

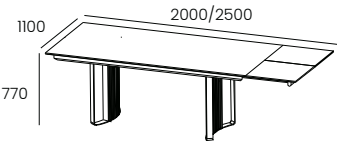
W:70 7/8" H:30 3/8" D:43 3/8"

kg	m3	vol	eco
BX 109			BX 01019010300
CM 130	1.137	3	CM 01019080300

INFO SHEET		
Foot	Top	
LF	BX/BX-280/ BX-292	CM-S03
Slatted		
BX	0	0
LM	0	0
BX-280/ BX-292	0	0

881256

Extension Top Dining Table



- Table Top in Wood or Ceramic
- 1 Extension of 19 5/8"
- Metal Foot in LF and Slatted in BX, BX-280/ BX-292 or LM
- Wooden Table Structure in LF, except in LF-018
- When the Table Top is Ceramic the Extension is always Ceramic.

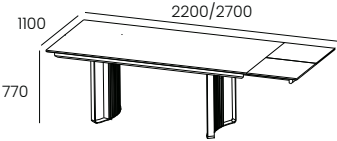
W:78 3/4" H:30 3/8" D:43 3/8"

kg	m3	vol	eco
BX 114			BX 01019010300
CM 137	1.174	3	CM 01019080300

INFO SHEET		
Foot	Top	
LF	BX/BX-280/ BX-292	CM-S03
Slatted		
BX	0	0
LM	0	0
BX-280/ BX-292	0	0

881257

Extension Top Dining Table



- Table Top in Wood or Ceramic
- 1 Extension of 19 5/8"
- Metal Foot in LF and Slatted in BX, BX-280/ BX-292 or LM
- Wooden Table Structure in LF, except in LF-018
- When the Table Top is Ceramic the Extension is always Ceramic.

W:86 5/8" H:30 3/8" D:43 3/8"

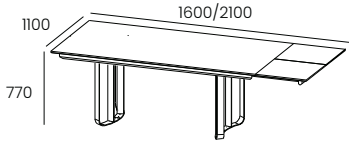
kg	m3	vol	eco
BX 120			BX 01019010300
CM 145	1.211	3	CM 01019080300

INFO SHEET		
Foot	Top	
LF	BX/BX-280/ BX-292	CM-S03
Slatted		
BX	0	0
LM	0	0
BX-280/ BX-292	0	0

Extension Dining Table w/out Slatted Accent (43 3/8" D)

881286

Extension Top Dining Table



- Table Top in Wood or Ceramic
- 1 Extension of 19 5/8"
- Metal Foot in LF
- Wooden Table Structure in LF, except in LF-018
- When the Table Top is Ceramic the Extension is always Ceramic.

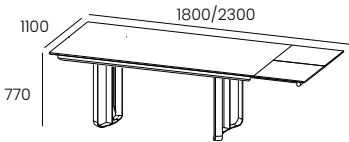
W:63" H:30 3/8" D:43 3/8"

kg	m3	vol	eco
BX 92			BX 01019010300
CM 113	1.100	3	CM 01019080300

INFO SHEET		
Foot	Top	
LF	BX/BX-280/BX-292	CM-S03
	0	0

881287

Extension Top Dining Table



- Table Top in Wood or Ceramic
- 1 Extension of 19 5/8"
- Metal Foot in LF
- Wooden Table Structure in LF, except in LF-018
- When the Table Top is Ceramic the Extension is always Ceramic.

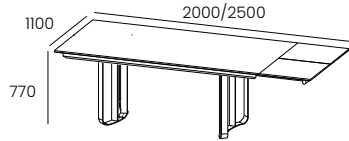
W:70 7/8" H:30 3/8" D:43 3/8"

kg	m3	vol	eco
BX 100			BX 01019010300
CM 121	1.137	3	CM 01019080300

INFO SHEET		
Foot	Top	
LF	BX/BX-280/BX-292	CM-S03
	0	0

881288

Extension Top Dining Table



- Table Top in Wood or Ceramic
- 1 Extension of 19 5/8"
- Metal Foot in LF
- Wooden Table Structure in LF, except in LF-018
- When the Table Top is Ceramic the Extension is always Ceramic.

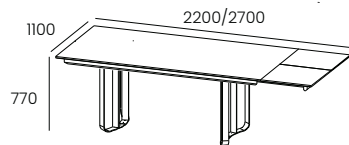
W:78 3/4" H:30 3/8" D:43 3/8"

kg	m3	vol	eco
BX 105			BX 01019010300
CM 128	1.174	3	CM 01019080300

INFO SHEET		
Foot	Top	
LF	BX/BX-280/BX-292	CM-S03
	0	0

881289

Extension Top Dining Table



- Table Top in Wood or Ceramic
- 1 Extension of 19 5/8"
- Metal Foot in LF
- Wooden Table Structure in LF, except in LF-018
- When the Table Top is Ceramic the Extension is always Ceramic.

W:86 5/8" H:30 3/8" D:43 3/8"

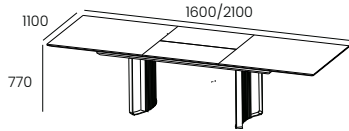
kg	m3	vol	eco
BX 119			BX 01019010300
CM 136	1.211	3	CM 01019080300

INFO SHEET		
Foot	Top	
LF	BX/BX-280/BX-292	CM-S03
	0	0

Extension Dining Table w/ Slatted Accent (43 3/8" D)

881258

Extension Top Dining Table



- Table Top in Wood or Ceramic
- 1 Extension of 19 5/8"
- Metal Foot in LF and Slatted in BX or LM
- Wooden Table Structure in LF, except in LF-018
- When the Table Top is Ceramic the Extension is always Ceramic.

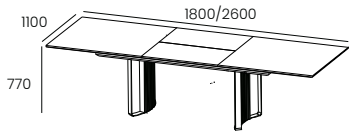
W:63" H:30 3/8" D:43 3/8"

kg	m3	vol	eco
BX 116			BX 01019010300
CM 134	1.100	3	CM 01019080300

INFO SHEET		
Foot	Top	
LF	BX/BX-280/ BX-292	CM-S03
Slatted		
BX	0	0
LM	0	0
BX-280/ BX-292	0	0

881259

Extension Top Dining Table



- Table Top in Wood or Ceramic
- 1 Extension of 31 1/2"
- Metal Foot in LF and Slatted in BX or LM
- Wooden Table Structure in LF, except in LF-018
- When the Table Top is Ceramic the Extension is always Ceramic.

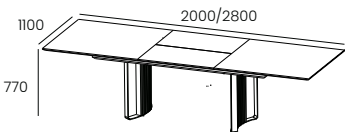
W:70 7/8" H:30 3/8" D:43 3/8"

kg	m3	vol	eco
BX 126			BX 01019010300
CM 150	1.137	3	CM 01019080310

INFO SHEET		
Foot	Top	
LF	BX/BX-280/ BX-292	CM-S03
Slatted		
BX	0	0
LM	0	0
BX-280/ BX-292	0	0

881260

Extension Top Dining Table



- Table Top in Wood or Ceramic
- 1 Extension of 31 1/2"
- Metal Foot in LF and Slatted in BX or LM
- Wooden Table Structure in LF, except in LF-018
- When the Table Top is Ceramic the Extension is always Ceramic.

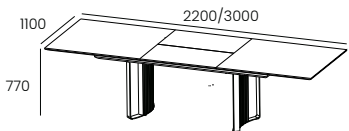
W:78 3/4" H:30 3/8" D:43 3/8"

kg	m3	vol	eco
BX 132			BX 01019010300
CM 157	1.174	3	CM 01019080310

INFO SHEET		
Foot	Top	
LF	BX/BX-280/ BX-292	CM-S03
Slatted		
BX	0	0
LM	0	0
BX-280/ BX-292	0	0

881261

Extension Top Dining Table



- Table Top in Wood or Ceramic
- 1 Extension of 31 1/2"
- Metal Foot in LF and Slatted in BX or LM
- Wooden Table Structure in LF, except in LF-018
- When the Table Top is Ceramic the Extension is always Ceramic.

W:86 5/8" H:30 3/8" D:43 3/8"

kg	m3	vol	eco
BX 138			BX 01019010300
CM 164	1.211	3	CM 01019080310

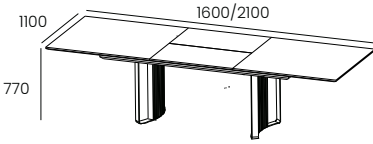
INFO SHEET		
Foot	Top	
LF	BX/BX-280/ BX-292	CM-S03
Slatted		
BX	0	0
LM	0	0
BX-280/ BX-292	0	0

FIDJI

Extension Dining Table w/out Slatted Accent (43 3/8" D)

881290

Extension Top Dining Table



- Table Top in Wood or Ceramic
- 1 Extension of 31 1/2"
- Metal Foot in LF
- Wooden Table Structure in LF, except in LF-018
- When the Table Top is Ceramic the Extension is always Ceramic.

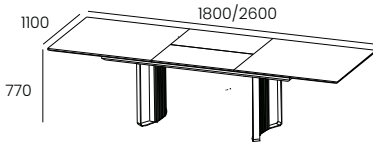
W:63" H:30 3/8" D:43 3/8"

kg	m3	vol	eco
BX 107			BX 01019010300
CM 125	1.100	3	CM 01019080300

INFO SHEET		
Foot	Top	
LF	BX/BX-280/BX-292	CM-S03
	0	0

881291

Extension Top Dining Table



- Table Top in Wood or Ceramic
- 1 Extension of 31 1/2"
- Metal Foot in LF
- Wooden Table Structure in LF, except in LF-018
- When the Table Top is Ceramic the Extension is always Ceramic.

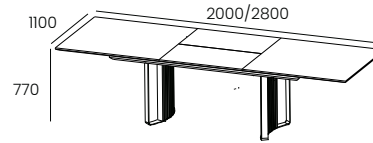
W:70 7/8" H:30 3/8" D:43 3/8"

kg	m3	vol	eco
BX 117			BX 01019010300
CM 141	1.137	3	CM 01019080310

INFO SHEET		
Foot	Top	
LF	BX/BX-280/BX-292	CM-S03
	0	0

881292

Extension Top Dining Table



- Table Top in Wood or Ceramic
- 1 Extension of 31 1/2"
- Metal Foot in LF
- Wooden Table Structure in LF, except in LF-018
- When the Table Top is Ceramic the Extension is always Ceramic.

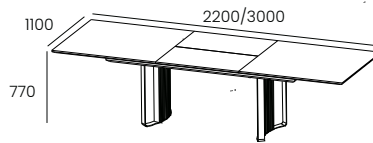
W:78 3/4" H:30 3/8" D:43 3/8"

kg	m3	vol	eco
BX 123			BX 01019010300
CM 148	1.174	3	CM 01019080310

INFO SHEET		
Foot	Top	
LF	BX/BX-280/BX-292	CM-S03
	0	0

881293

Extension Top Dining Table



- Table Top in Wood or Ceramic
- 1 Extension of 31 1/2"
- Metal Foot in LF
- Wooden Table Structure in LF, except in LF-018
- When the Table Top is Ceramic the Extension is always Ceramic.

W:86 5/8" H:30 3/8" D:43 3/8"

kg	m3	vol	eco
BX 129			BX 01019010300
CM 155	1.211	3	CM 01019080310

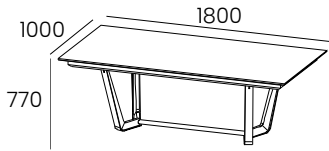
INFO SHEET		
Foot	Top	
LF	BX/BX-280/BX-292	CM-S03
	0	0

SANTANA

Fixed Dining Table

841230

Fixed Top Dining Table



- Wood or Ceramic Top
- Metal Foot in LF Finish with LM or BX Application
- Table Top Frame in LF Finish, except LF-018

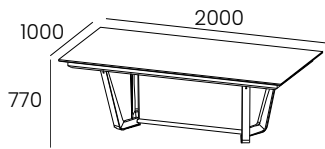
W:70 7/8" H:30 3/8" D:39 3/8"

kg	m3	vol	eco
BX 81	0.650	4	BX 01019010290
CM 90			CM 01019080290

INFO SHEET			
Foot	Table Top		
	BX	CM-S01	CM-S03
LF / BX	0	0	
LF / LM			

841231

Fixed Top Dining Table



- Wood or Ceramic Top
- Metal Foot in LF Finish with LM or BX Application
- Table Top Frame in LF Finish, except LF-018

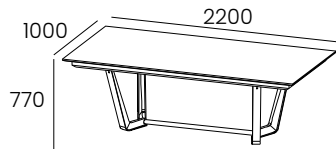
W:78 3/4" H:30 3/8" D:39 3/8"

kg	m3	vol	eco
BX 86	0.684	4	BX 01019010290
CM 96			CM 01019080290

INFO SHEET			
Foot	Table Top		
	BX	CM-S01	CM-S03
LF / BX	0	0	
LF / LM			

841232

Fixed Top Dining Table



- Wood or Ceramic Top
- Metal Foot in LF Finish with LM or BX Application
- Table Top Frame in LF Finish, except LF-018

W:86 5/8" H:30 3/8" D:39 3/8"

kg	m3	vol	eco
BX 91	0.719	4	BX 01019010290
CM 102			CM 01019080300

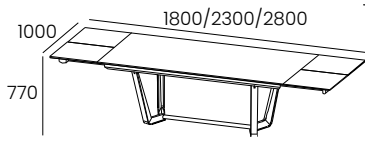
INFO SHEET			
Foot	Table Top		
	BX	CM-S01	CM-S03
LF / BX	0	0	
LF / LM			

SANTANA

Extension Dining Table

841238

Extension Top Dining Table



W:70 7/8" H:30 3/8" D:39 3/8"

kg m3 vol eco

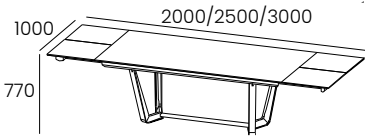
BX 121 0.718 4 BX 01019010300
CM 135 CM 01019080300

- Wood or Ceramic Top
- 2 Extension of 19 5/8" at each end of the Table
- Metal Foot in LF Finish with LM or BX Application
- Table Top Frame in LF Finish, except LF-018
- When the Table Top is Ceramic the Extension is always Ceramic

INFO SHEET			
Foot	Table Top		
	BX	CM-S01	CM-S03
LF / BX	0	0	
LF / LM			

841235

Extension Top Dining Table



W:78 3/4" H:30 3/8" D:39 3/8"

kg m3 vol eco

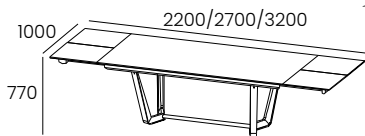
BX 126 0.760 4 BX 01019010300
CM 141 CM 01019080300

- Wood or Ceramic Top
- 2 Extension of 19 5/8" at each end of the Table
- Metal Foot in LF Finish with LM or BX Application
- Table Top Frame in LF Finish, except LF-018
- When the Table Top is Ceramic the Extension is always Ceramic

INFO SHEET			
Foot	Table Top		
	BX	CM-S01	CM-S03
LF / BX	0	0	
LF / LM			

841240

Extension Top Dining Table



W:86 5/8" H:30 3/8" D:39 3/8"

kg m3 vol eco

BX 131 0.802 4 BX 01019010300
CM 147 CM 01019080300

- Wood or Ceramic Top
- 2 Extension of 19 5/8" at each end of the Table
- Metal Foot in LF Finish with LM or BX Application
- Table Top Frame in LF Finish, except LF-018
- When the Table Top is Ceramic the Extension is always Ceramic

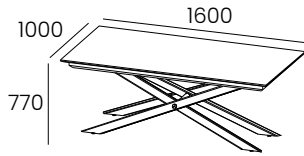
INFO SHEET			
Foot	Table Top		
	BX	CM-S01	CM-S03
LF / BX	0	-	0
LF / LM			

TAIGA

Fixed Dining Table

831233

Fixed Top Dining Table



- Wooden or Ceramic Top
- Metal Foot Finish BX and LF or LF
- Table Top Frame in LF Finish

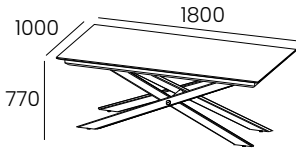
W:63" H:30 3/8" D:39 3/8"

kg	m3	vol	eco
BX 72			BX 01019010290
CM 82	1.189	3	CM 01019080290

INFO SHEET			
Foot	Table Top		
	BX	CM-S01	CM-S03
LF			
BX and LF	0	0	

831230

Fixed Top Dining Table



- Wooden or Ceramic Top
- Metal Foot Finish BX and LF or LF
- Table Top Frame in LF Finish

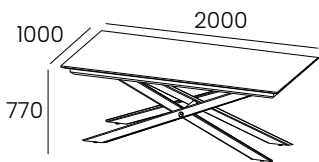
W:70 7/8" H:30 3/8" D:39 3/8"

kg	m3	vol	eco
BX 77			BX 01019010290
CM 88	1.224	3	CM 01019080290

INFO SHEET			
Foot	Table Top		
	BX	CM-S01	CM-S03
LF			
BX and LF	0	0	

831231

Fixed Top Dining Table



- Wooden or Ceramic Top
- Metal Foot Finish BX and LF or LF
- Table Top Frame in LF Finish

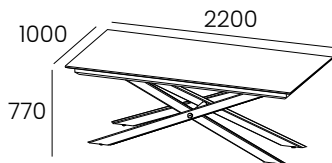
W:78 3/4" H:30 3/8" D:39 3/8"

kg	m3	vol	eco
BX 82			BX 01019010290
CM 95	1.544	3	CM 01019080290

INFO SHEET			
Foot	Table Top		
	BX	CM-S01	CM-S03
LF			
BX and LF	0	0	

831232

Fixed Top Dining Table



- Wooden or Ceramic Top
- Metal Foot Finish BX and LF or LF
- Table Top Frame in LF Finish

W:86 5/8" H:30 3/8" D:39 3/8"

kg	m3	vol	eco
BX 87			BX 01019010290
CM 101	1.579	3	CM 01019080300

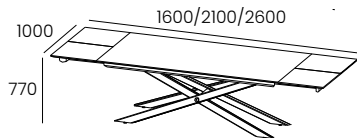
INFO SHEET			
Foot	Table Top		
	BX	CM-S01	CM-S03
LF			
BX and LF	0	0	

TAIGA

Extension Dining Table

831237

Extension Top Dining Table



W:63" H:30 3/8" D:39 3/8"

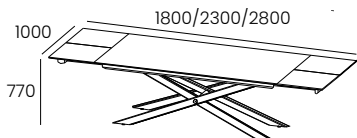
kg	m3	vol	eco
BX 113			BX 01019010300
CM 129	1.251	3	CM 01019080300

- Wooden or Ceramic Top
- 2 Extension of 19 5/8"
- Metal Foot Finish BX and LF or LF
- Table Top Frame in LF Finish
- When the Table Top is Ceramic the Extension is always Ceramic

INFO SHEET			
Foot	Table Top		
	BX	CM-S01	CM-S03
LF			
BX or LF	0		0

831234

Extension Top Dining Table



W:70 7/8" H:30 3/8" D:39 3/8"

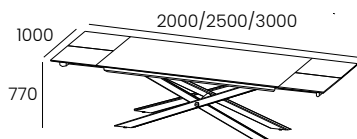
kg	m3	vol	eco
BX 118			BX 01019010300
CM 135	1.292	3	CM 01019080300

- Wooden or Ceramic Top
- 2 Extension of 19 5/8"
- Metal Foot Finish BX and LF or LF
- Table Top Frame in LF Finish
- When the Table Top is Ceramic the Extension is always Ceramic

INFO SHEET			
Foot	Table Top		
	BX	CM-S01	CM-S03
LF			
BX or LF	0		0

831235

Extension Top Dining Table



W:78 3/4" H:30 3/8" D:39 3/8"

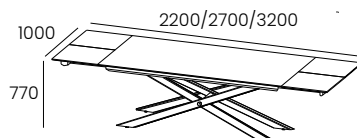
kg	m3	vol	eco
BX 123			BX 01019010300
CM 141	1.620	3	CM 01019080300

- Wooden or Ceramic Top
- 2 Extension of 19 5/8"
- Metal Foot Finish BX and LF or LF
- Table Top Frame in LF Finish
- When the Table Top is Ceramic the Extension is always Ceramic

INFO SHEET			
Foot	Table Top		
	BX	CM-S01	CM-S03
LF			
BX or LF	0		0

831236

Extension Top Dining Table



W:86 5/8" H:30 3/8" D:39 3/8"

kg	m3	vol	eco
BX 128			BX 01019010300
CM 147	1.661	3	CM 01019080300

- Wooden or Ceramic Top
- 2 Extension of 19 5/8"
- Metal Foot Finish BX and LF or LF
- Table Top Frame in LF Finish
- When the Table Top is Ceramic the Extension is always Ceramic

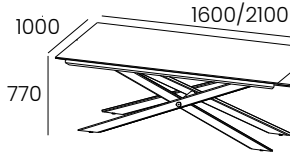
INFO SHEET			
Foot	Table Top		
	BX	CM-S01	CM-S03
LF			
BX or LF	0	-	0

TAIGA

Extension Dining Table

831241

Extension Top Dining Table



- Wooden or Ceramic Top
- 1 Extension of 19 5/8"
- Metal Foot Finish BX and LF or LF
- Table Top Frame in LF Finish
- When the Table Top is Ceramic the Extension is always Ceramic

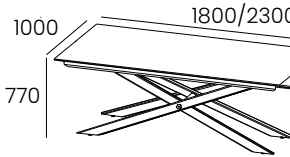
W:63" H:30 3/8" D:39 3/8"

kg	m3	vol	eco
BX 93			BX 01019010290
CM 106	1.251	3	CM 01019080300

INFO SHEET			
Foot	Table Top		
	BX	CM-S01	CM-S03
LF	0	0	
BX or LF			

831238

Extension Top Dining Table



- Wooden or Ceramic Top
- 1 Extension of 19 5/8"
- Metal Foot Finish BX and LF or LF
- Table Top Frame in LF Finish
- When the Table Top is Ceramic the Extension is always Ceramic

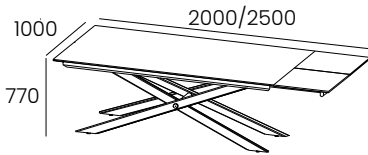
W:70 7/8" H:30 3/8" D:39 3/8"

kg	m3	vol	eco
BX 98			BX 01019010290
CM 112	1.292	3	CM 01019080300

INFO SHEET			
Foot	Table Top		
	BX	CM-S01	CM-S03
LF	0	0	
BX or LF			

831239

Extension Top Dining Table



- Wooden or Ceramic Top
- 1 Extension of 19 5/8"
- Metal Foot Finish BX and LF or LF
- Table Top Frame in LF Finish
- When the Table Top is Ceramic the Extension is always Ceramic

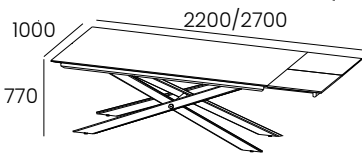
W:78 3/4" H:30 3/8" D:39 3/8"

kg	m3	vol	eco
BX 103			BX 01019010300
CM 118	1.620	3	CM 01019080300

INFO SHEET			
Foot	Table Top		
	BX	CM-S01	CM-S03
LF	0	0	
BX or LF			

831240

Extension Top Dining Table



- Wooden or Ceramic Top
- 1 Extension of 19 5/8"
- Metal Foot Finish BX and LF or LF
- Table Top Frame in LF Finish
- When the Table Top is Ceramic the Extension is always Ceramic

W:86 5/8" H:30 3/8" D:39 3/8"

kg	m3	vol	eco
BX 108			BX 01019010300
CM 124	1.661	3	CM 01019080300

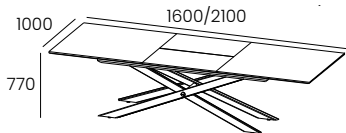
INFO SHEET			
Foot	Table Top		
	BX	CM-S01	CM-S03
LF	0	0	
BX or LF			

TAIGA

Extension Dining Table

831245

Extension Top Dining Table



- Wooden or Ceramic Top
- 1 Extension of 19 5/8"
- Metal Foot Finish BX and LF or LF
- Table Top Frame in LF Finish
- When the Table Top is Ceramic the Extension is always Ceramic

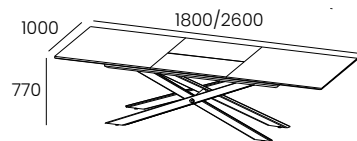
W:63" H:30 3/8" D:39 3/8"

kg	m3	vol	eco
BX 99			BX 01019010290
CM 112	1.251	3	CM 01019080300

INFO SHEET			
Foot	Table Top		
	BX	CM-S01	CM-S03
LF	0	0	
BX or LF			

831242

Extension Top Dining Table



- Wooden or Ceramic Top
- 1 Extension of 31 1/2"
- Metal Foot Finish BX and LF or LF
- Table Top Frame in LF Finish
- When the Table Top is Ceramic the Extension is always Ceramic

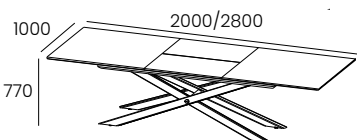
W:70 7/8" H:30 3/8" D:39 3/8"

kg	m3	vol	eco
BX 111			BX 01019010300
CM 127	1.292	3	CM 01019080300

INFO SHEET			
Foot	Table Top		
	BX	CM-S01	CM-S03
LF	0	0	
BX or LF			

831243

Extension Top Dining Table



- Wooden or Ceramic Top
- 1 Extension of 31 1/2"
- Metal Foot Finish BX and LF or LF
- Table Top Frame in LF Finish
- When the Table Top is Ceramic the Extension is always Ceramic

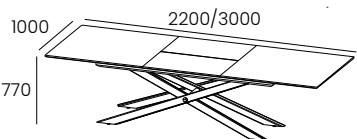
W:78 3/4" H:30 3/8" D:39 3/8"

kg	m3	vol	eco
BX 115			BX 01019010300
CM 133	1.620	3	CM 01019080300

INFO SHEET			
Foot	Table Top		
	BX	CM-S01	CM-S03
LF	0	0	
BX or LF			

831244

Extension Top Dining Table



- Wooden or Ceramic Top
- 1 Extension of 31 1/2"
- Metal Foot Finish BX and LF or LF
- Table Top Frame in LF Finish
- When the Table Top is Ceramic the Extension is always Ceramic

W:86 5/8" H:30 3/8" D:39 3/8"

kg	m3	vol	eco
BX 120			BX 01019010300
CM 139	1.661	3	CM 01019080300

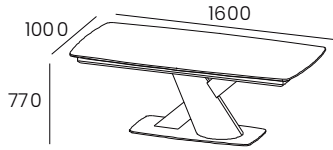
INFO SHEET			
Foot	Table Top		
	BX	CM-S01	CM-S03
LF	0	0	
BX or LF			

WIND

Fixed Dining Table

711241

Fixed Top Dining Table



- Table Top in Wood or Ceramic
- Table surround in BX or LF Finish depending on the Ceramic Finish
- Foot and base in LF Finish, except LF-018 and BX, LM, LB or LBM.

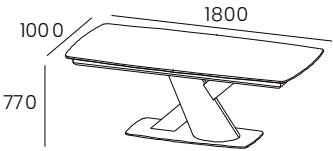
W:63" H:30 3/8" D:39 3/8"

kg	m3	vol	eco
BX 132			BX 01019010300
CM 142	0.710	3	CM 01019080300

INFO SHEET			
Foot	Table Top		
	BX	CM-S01	CM-S03
BX/LM	0	0	
LB	0	0	
LBM	0	0	

711242

Fixed Top Dining Table



- Table Top in Wood or Ceramic
- Table surround in BX or LF Finish depending on the Ceramic Finish
- Foot and base in LF Finish, except LF-018 and BX, LM, LB or LBM.

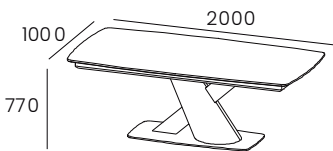
W:70 7/8" H:30 3/8" D:39 3/8"

kg	m3	vol	eco
BX 137			BX 01019010300
CM 148	0.710	3	CM 01019080300

INFO SHEET			
Foot	Table Top		
	BX	CM-S01	CM-S03
BX/LM	0	0	
LB	0	0	
LBM	0	0	

711243

Fixed Top Dining Table



- Table Top in Wood or Ceramic
- Table surround in BX or LF Finish depending on the Ceramic Finish
- Foot and base in LF Finish, except LF-018 and BX, LM, LB or LBM.

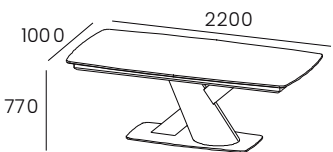
W:78 3/4" H:30 3/8" D:39 3/8"

kg	m3	vol	eco
BX 141			BX 01019010300
CM 153	0.774	3	CM 01019080310

INFO SHEET			
Foot	Table Top		
	BX	CM-S01	CM-S03
BX/LM	0	0	
LB	0	0	
LBM	0	0	

711244

Fixed Top Dining Table



- Table Top in Wood or Ceramic
- Table surround in BX or LF Finish depending on the Ceramic Finish
- Foot and base in LF Finish, except LF-018 and BX, LM, LB or LBM.

W:86 5/8" H:30 3/8" D:39 3/8"

kg	m3	vol	eco
BX 145			BX 01019010300
CM 160	0.805	3	CM 01019080310

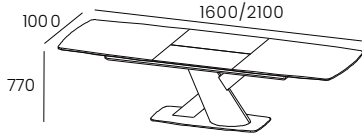
INFO SHEET			
Foot	Table Top		
	BX	CM-S01	CM-S03
BX/LM	0	0	
LB	0	0	
LBM	0	0	

WIND

Extension Dining Table

711231

Extension Top Dining Table



W:63" H:30 3/8" D:39 3/8"

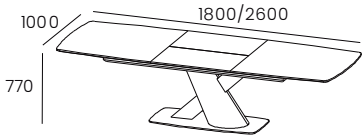
kg	m3	vol	eco
BX 159			BX 01019010310
CM 174	0.710	3	CM 01019080310

- Table Top in Wood or Ceramic
- 1 Extension of 19 5/8"
- Table surround in BX or LF Finish depending on the Ceramic Finish
- Foot and base in LF Finish, except LF-018 and BX, LM, LB or LBM.
- When the Table Top is in Ceramic, the Extension is always in Ceramic

INFO SHEET			
Foot	Table Top		
	BX	CM-S01	CM-S03
BX/LM	0	0	
LB	0	0	
LBM	0	0	

711232

Extension Top Dining Table



W:70 7/8" H:30 3/8" D:39 3/8"

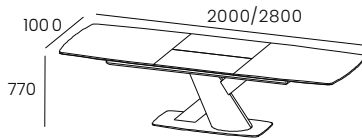
kg	m3	vol	eco
BX 164			BX 01019010310
CM 180	0.742	3	CM 01019080310

- Table Top in Wood or Ceramic
- 1 Extension of 31 1/2"
- Table surround in BX or LF Finish depending on the Ceramic Finish
- Foot and base in LF Finish, except LF-018 and BX, LM, LB or LBM.
- When the Table Top is in Ceramic, the Extension is always in Ceramic

INFO SHEET			
Foot	Table Top		
	BX	CM-S01	CM-S03
BX/LM	0	0	
LB	0	0	
LBM	0	0	

711233

Extension Top Dining Table



W:78 3/4" H:30 3/8" D:39 3/8"

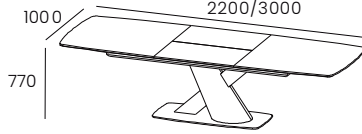
kg	m3	vol	eco
BX 168			BX 01019010310
CM 186	0.774	3	CM 01019080310

- Table Top in Wood or Ceramic
- 1 Extension of 31 1/2"
- Table surround in BX or LF Finish depending on the Ceramic Finish
- Foot and base in LF Finish, except LF-018 and BX, LM, LB or LBM.
- When the Table Top is in Ceramic, the Extension is always in Ceramic

INFO SHEET			
Foot	Table Top		
	BX	CM-S01	CM-S03
BX/LM	0	0	
LB	0	0	
LBM	0	0	

711234

Extension Top Dining Table



W:86 5/8" H:30 3/8" D:39 3/8"

kg	m3	vol	eco
BX 173			BX 01019010310
CM 191	0.805	3	CM 01019080310

- Table Top in Wood or Ceramic
- 1 Extension of 31 1/2"
- Table surround in BX or LF Finish depending on the Ceramic Finish
- Foot and base in LF Finish, except LF-018 and BX, LM, LB or LBM.
- When the Table Top is in Ceramic, the Extension is always in Ceramic

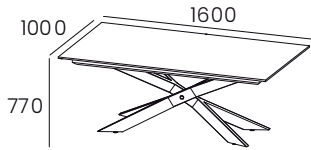
INFO SHEET			
Foot	Table Top		
	BX	CM-S01	CM-S03
BX/LM	0	0	
LB	0	0	
LBM	0	0	

CARAT

Fixed Dining Table

771233

Fixed Top Dining Table



- Wood or Ceramic Top
- Foot in Metal always in LF Finish
- Table Top Frame in LF Finish, except LF-018

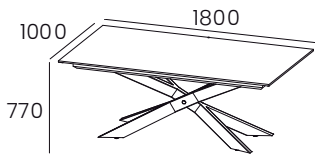
W:63" H:30 3/8" D:39 3/8"

kg	m3	vol	eco
BX 97	0.80	3	BX 01019010290
CM 111			CM 01019080300

INFO SHEET			
Foot	Top		
	BX	CM-S01	CM-S03
LF	0	0	

771230

Fixed Top Dining Table



- Wood or Ceramic Top
- Foot in Metal always in LF Finish
- Table Top Frame in LF Finish, except LF-018

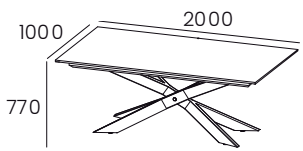
W:70 7/8" H:30 3/8" D:39 3/8"

kg	m3	vol	eco
BX 101	0.83	3	BX 01019010300
CM 113			CM 01019080300

INFO SHEET			
Foot	Top		
	BX	CM-S01	CM-S03
LF	0	0	

771231

Fixed Top Dining Table



- Wood or Ceramic Top
- Foot in Metal always in LF Finish
- Table Top Frame in LF Finish, except LF-018

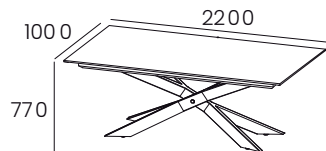
W:78 3/4" H:30 3/8" D:39 3/8"

kg	m3	vol	eco
BX 107	0.86	3	BX 01019010300
CM 120			CM 01019080300

INFO SHEET			
Foot	Top		
	BX	CM-S01	CM-S03
LF	0	0	

771232

Fixed Top Dining Table



- Wood or Ceramic Top
- Foot in Metal always in LF Finish
- Table Top Frame in LF Finish, except LF-018

W:86 5/8" H:30 3/8" D:39 3/8"

kg	m3	vol	eco
BX 113	0.89	3	BX 01019010300
CM 127			CM 01019080300

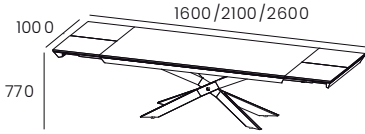
INFO SHEET			
Foot	Top		
	BX	CM-S01	CM-S03
LF	0	0	

CARAT

Extension Dining Table

771237

Extension Top Dining Table



- Wood or Ceramic Top
- 2 Extension of 19 5/8"
- Foot in Metal always in LF Finish
- Table Top Frame in LF Finish, except LF-018
- When the Table Top is in Ceramic, the Extension are always in Ceramic

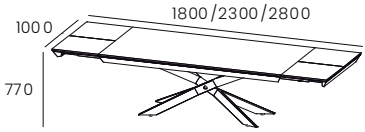
W:63" H:30 3/8" D:39 3/8"

kg	m3	vol	eco
BX 127			BX 01019010300
CM 145	0.80	3	CM 01019080300

INFO SHEET			
Foot	Top		
	BX	CM-S01	CM-S03
LF	0	0	

771234

Extension Top Dining Table



- Wood or Ceramic Top
- 2 Extension of 19 5/8"
- Foot in Metal always in LF Finish
- Table Top Frame in LF Finish, except LF-018
- When the Table Top is in Ceramic, the Extension are always in Ceramic

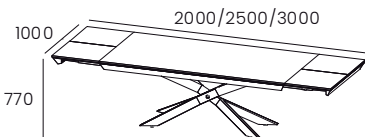
W:70 7/8" H:30 3/8" D:39 3/8"

kg	m3	vol	eco
BX 132			BX 01019010300
CM 156	0.83	3	CM 01019080310

INFO SHEET			
Foot	Top		
	BX	CM-S01	CM-S03
LF	0	0	

771235

Extension Top Dining Table



- Wood or Ceramic Top
- 2 Extension of 19 5/8"
- Foot in Metal always in LF Finish
- Table Top Frame in LF Finish, except LF-018
- When the Table Top is in Ceramic, the Extension are always in Ceramic

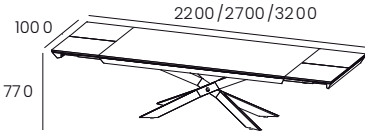
W:78 3/4" H:30 3/8" D:39 3/8"

kg	m3	vol	eco
BX 137			BX 01019010300
CM 158	0.86	3	CM 01019080310

INFO SHEET			
Foot	Top		
	BX	CM-S01	CM-S03
LF	0	0	

771236

Extension Top Dining Table



- Wood or Ceramic Top
- 2 Extension of 19 5/8"
- Foot in Metal always in LF Finish
- Table Top Frame in LF Finish, except LF-018
- When the Table Top is in Ceramic, the Extension are always in Ceramic

W:86 5/8" H:30 3/8" D:39 3/8"

kg	m3	vol	eco
BX 142			BX 01019010300
CM 165	0.89	3	CM 01019080310

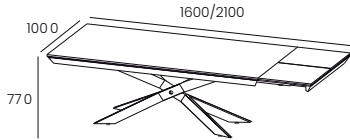
INFO SHEET			
Foot	Top		
	BX	CM-S01	CM-S03
LF	0	-	0

CARAT

Extension Dining Table

771241

Extension Top Dining Table



- Wood or Ceramic Top
- 19 5/8"mm Extension
- Foot in Metal always in LF Finish
- Table Top Frame in LF Finish, except LF-018
- When the Table Top is in Ceramic, the Extension is always in Ceramic

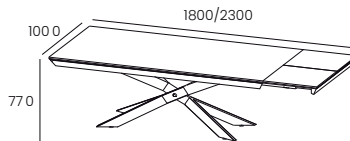
W:63" H:30 3/8" D:39 3/8"

kg	m3	vol	eco
BX 111			BX 01019010300
CM 126	0.80	3	CM 01019080300

INFO SHEET			
Foot	Top		
	BX	CM-S01	CM-S03
LF	0	0	

771238

Extension Top Dining Table



- Wood or Ceramic Top
- 19 5/8"mm Extension
- Foot in Metal always in LF Finish
- Table Top Frame in LF Finish, except LF-018
- When the Table Top is in Ceramic, the Extension is always in Ceramic

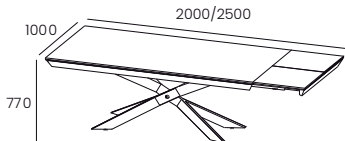
W:70 7/8" H:30 3/8" D:39 3/8"

kg	m3	vol	eco
BX 117			BX 01019010300
CM 133	0.83	3	CM 01019080300

INFO SHEET			
Foot	Top		
	BX	CM-S01	CM-S03
LF	0	0	

771239

Extension Top Dining Table



- Wood or Ceramic Top
- 19 5/8"mm Extension
- Foot in Metal always in LF Finish
- Table Top Frame in LF Finish, except LF-018
- When the Table Top is in Ceramic, the Extension is always in Ceramic

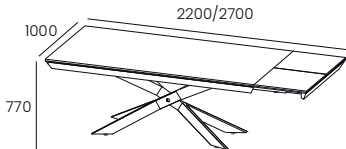
W:78 3/4" H:30 3/8" D:39 3/8"

kg	m3	vol	eco
BX 122			BX 01019010300
CM 139	0.86	3	CM 01019080300

INFO SHEET			
Foot	Top		
	BX	CM-S01	CM-S03
LF	0	0	

771240

Extension Top Dining Table



- Wood or Ceramic Top
- 19 5/8"mm Extension
- Foot in Metal always in LF Finish
- Table Top Frame in LF Finish, except LF-018
- When the Table Top is in Ceramic, the Extension is always in Ceramic

W:86 5/8" H:30 3/8" D:39 3/8"

kg	m3	vol	eco
BX 127			BX 01019010300
CM 146	0.89	3	CM 01019080300

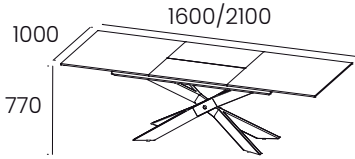
INFO SHEET			
Foot	Top		
	BX	CM-S01	CM-S03
LF	0	0	

CARAT

Extension Dining Table

771245

Extension Top Dining Table



W:63" H:30 3/8" D:39 3/8"

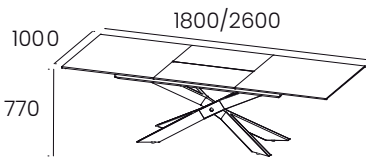
kg	m3	vol	eco
BX 108	0.80	3	BX 01019010300
CM 122			CM 01019080300

- Wood or Ceramic Top
- central 19 5/8" mm Extension
- Foot in Metal always in LF Finish
- Table Top Frame in LF Finish, except LF-018
- When the Table Top is in Ceramic, the Extension is always in Ceramic

INFO SHEET			
Foot	Top		
	BX	CM-S01	CM-S03
LF	0	0	

771242

Extension Top Dining Table



W:70 7/8" H:30 3/8" D:39 3/8"

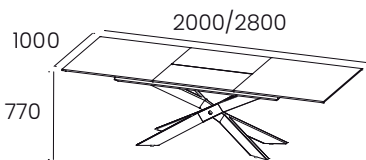
kg	m3	vol	eco
BX 119	0.80	3	BX 01019010300
CM 136			CM 01019080300

- Wood or Ceramic Top
- central 31 1/2" mm Extension
- Foot in Metal always in LF Finish
- Table Top Frame in LF Finish, except LF-018
- When the Table Top is in Ceramic, the Extension is always in Ceramic

INFO SHEET			
Foot	Top		
	BX	CM-S01	CM-S03
LF	0	0	

771243

Extension Top Dining Table



W:78 3/4" H:30 3/8" D:39 3/8"

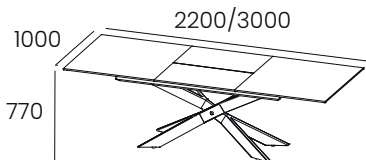
kg	m3	vol	eco
BX 124	0.86	3	BX 01019010300
CM 142			CM 01019080300

- Wood or Ceramic Top
- central 31 1/2" mm Extension
- Foot in Metal always in LF Finish
- Table Top Frame in LF Finish, except LF-018
- When the Table Top is in Ceramic, the Extension is always in Ceramic

INFO SHEET			
Foot	Top		
	BX	CM-S01	CM-S03
LF	0	0	

771244

Extension Top Dining Table



W:86 5/8" H:30 3/8" D:39 3/8"

kg	m3	vol	eco
BX 128	0.89	3	BX 01019010300
CM 147			CM 01019080300

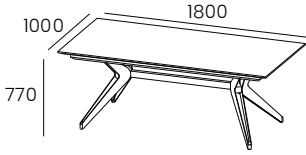
- Wood or Ceramic Top
- central 31 1/2" mm Extension
- Foot in Metal always in LF Finish
- Table Top Frame in LF Finish, except LF-018
- When the Table Top is in Ceramic, the Extension is always in Ceramic

INFO SHEET			
Foot	Top		
	BX	CM-S01	CM-S03
LF	0	0	

Fixed Dining Table

621231

Fixed Top Dining Table



- Wood or Ceramic Top
- Metal Foot in LF Finish
- Table Belt in LF Finish

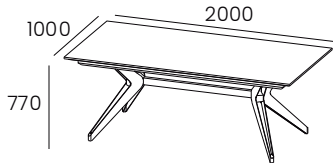
W:70 7/8" H:30 3/8" D:39 3/8"

kg	m3	vol	eco
BX 81			BX 01019010290
CM 92	1.106	5	CM 01019080290

INFO SHEET			
Foot	Table Top		
	BX	CM-S01	CM-S03
LF	0	0	

621232

Fixed Top Dining Table



- Wood or Ceramic Top
- Metal Foot in LF Finish
- Table Belt in LF Finish

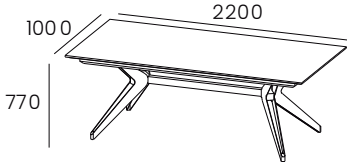
W:78 3/4" H:30 3/8" D:39 3/8"

kg	m3	vol	eco
BX 86			BX 01019010290
CM 98	1.146	5	CM 01019080290

INFO SHEET			
Foot	Table Top		
	BX	CM-S01	CM-S03
LF	0	0	

621233

Fixed Top Dining Table



- Wood or Ceramic Top
- Metal Foot in LF Finish
- Table Belt in LF Finish

W:86 5/8" H:30 3/8" D:39 3/8"

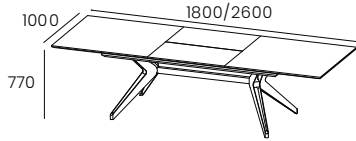
kg	m3	vol	eco
BX 90			BX 01019010290
CM 102	1.544	5	CM 01019080300

INFO SHEET			
Foot	Table Top		
	BX	CM-S01	CM-S03
LF	0	0	

Extension Dining Table

621234

Extension Top Dining Table



- Wood or Ceramic Top
- 1 Extension of 31 1/2"
- Metal Foot in LF Finish
- Table Belt in LF Finish
- When the Table Top is Ceramic, the Extension is always Ceramic

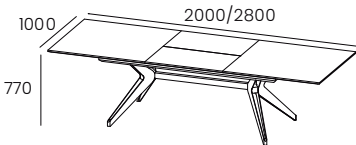
W:70 7/8" H:30 3/8" D:39 3/8"

kg	m3	vol	eco
BX 105			BX 01019010300
CM 118	1.106	5	CM 01019080300

INFO SHEET			
Foot	Table Top		
	BX	CM-S01	CM-S03
LF	0	0	

621235

Extension Top Dining Table



- Wood or Ceramic Top
- 1 Extension of 31 1/2"
- Metal Foot in LF Finish
- Table Belt in LF Finish
- When the Table Top is Ceramic, the Extension is always Ceramic

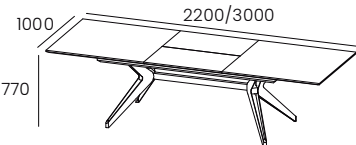
W:78 3/4" H:30 3/8" D:39 3/8"

kg	m3	vol	eco
BX 109			BX 01019010300
CM 123	1.146	5	CM 01019080300

INFO SHEET			
Foot	Table Top		
	BX	CM-S01	CM-S03
LF	0	0	

621236

Extension Top Dining Table



- Wood or Ceramic Top
- 1 Extension of 31 1/2"
- Metal Foot in LF Finish
- Table Belt in LF Finish
- When the Table Top is Ceramic, the Extension is always Ceramic

W:86 5/8" H:30 3/8" D:39 3/8"

kg	m3	vol	eco
BX 113			BX 01019010300
CM 128	1.187	5	CM 01019080300

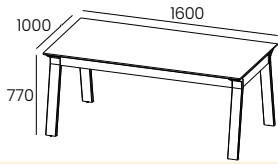
INFO SHEET			
Foot	Table Top		
	BX	CM-S01	CM-S03
LF	0	0	

BRISTOL

Fixed Dining Table

801230

Fixed Top Dining Table



W:63" H:30 3/8" D:39 3/8"

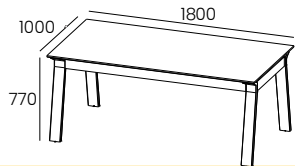
kg	m3	vol	eco
BX 59			BX 01019010280
CM 72	0.486	3	CM 01019080290

- Wood or Ceramic Top
- Metal Foot always in LF Finish
- Table Belt in BX Finish or LF, except LF-018

INFO SHEET			
Foot and Frame	Top		
	BX	CM-S01	CM-S03
LF/BX	0	0	

801231

Fixed Top Dining Table



W:70 7/8" H:30 3/8" D:39 3/8"

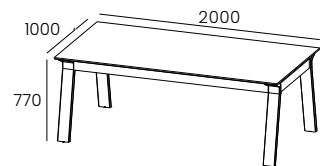
kg	m3	vol	eco
BX 64			BX 01019010290
CM 79	0.526	3	CM 01019080290

- Wood or Ceramic Top
- Metal Foot always in LF Finish
- Table Belt in BX Finish or LF, except LF-018

INFO SHEET			
Foot and Frame	Top		
	BX	CM-S01	CM-S03
LF/BX	0	0	

801232

Fixed Top Dining Table



W:78 3/4" H:30 3/8" D:39 3/8"

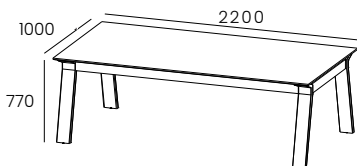
kg	m3	vol	eco
BX 69			BX 01019010290
CM 85	0.566	3	CM 01019080290

- Wood or Ceramic Top
- Metal Foot always in LF Finish
- Table Belt in BX Finish or LF, except LF-018

INFO SHEET			
Foot and Frame	Top		
	BX	CM-S01	CM-S03
LF/BX	0	0	

801233

Fixed Top Dining Table



W:86 5/8" H:30 3/8" D:39 3/8"

kg	m3	vol	eco
BX 73			BX 01019010290
CM 91	0.606	3	CM 01019080290

- Wood or Ceramic Top
- Metal Foot always in LF Finish
- Table Belt in BX Finish or LF, except LF-018

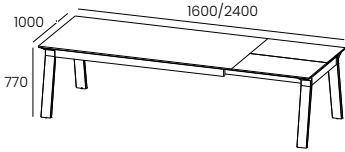
INFO SHEET			
Foot and Frame	Top		
	BX	CM-S01	CM-S03
LF/BX	0	0	

BRISTOL

Extension Dining Table

801234

Extension Top Dining Table



W:63" H:30 3/8" D:39 3/8"

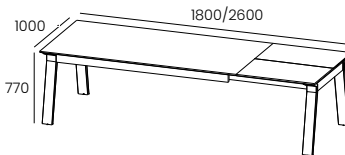
kg	m3	vol	eco
BX 91			BX 01019010290
CM 111	0.486	3	CM 01019080300

- Wood or Ceramic Top
- 1 Extension of 31 1/2"
- Metal Foot always in LF Finish
- Table Belt in BX Finish or LF, except LF-018
- When the Table Top is Ceramic, the Extension is always Ceramic

INFO SHEET			
Foot and Frame	Top		
	BX	CM-S01	CM-S03
LF/BX	0	0	

801235

Extension Top Dining Table



W:70 7/8" H:30 3/8" D:39 3/8"

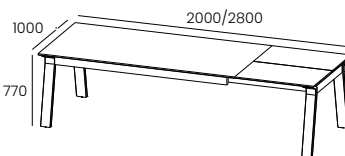
kg	m3	vol	eco
BX 96			BX 01019010290
CM 117	0.526	3	CM 01019080300

- Wood or Ceramic Top
- 1 Extension of 31 1/2"
- Metal Foot always in LF Finish
- Table Belt in BX Finish or LF, except LF-018
- When the Table Top is Ceramic, the Extension is always Ceramic

INFO SHEET			
Foot and Frame	Top		
	BX	CM-S01	CM-S03
LF/BX	0	0	

801236

Extension Top Dining Table



W:78 3/4" H:30 3/8" D:39 3/8"

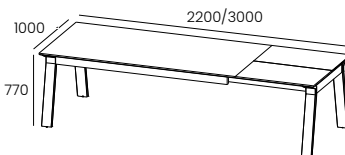
kg	m3	vol	eco
BX 100			BX 01019010290
CM 123	0.566	3	CM 01019080300

- Wood or Ceramic Top
- 1 Extension of 31 1/2"
- Metal Foot always in LF Finish
- Table Belt in BX Finish or LF, except LF-018
- When the Table Top is Ceramic, the Extension is always Ceramic

INFO SHEET			
Foot and Frame	Top		
	BX	CM-S01	CM-S03
LF/BX	0	0	

801237

Extension Top Dining Table



W:86 5/8" H:30 3/8" D:39 3/8"

kg	m3	vol	eco
BX 105			BX 01019010290
CM 129	0.606	3	CM 01019080300

- Wood or Ceramic Top
- 1 Extension of 31 1/2"
- Metal Foot always in LF Finish
- Table Belt in BX Finish or LF, except LF-018
- When the Table Top is Ceramic, the Extension is always Ceramic

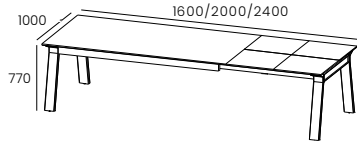
INFO SHEET			
Foot and Frame	Top		
	BX	CM-S01	CM-S03
LF/BX	0	0	

BRISTOL

Extension Dining Table

801238

Extension Top Dining Table



W:63" H:30 3/8" D:39 3/8"

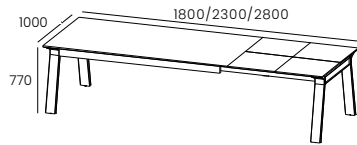
kg	m3	vol	eco
BX 104			BX 01019010300
CM 123	0.486	3	CM 01019080300

- Wood or Ceramic Top
- 2 Extension of 15 3/4"
- Metal Foot always in LF Finish
- Table Belt in BX Finish or LF, except LF-018
- When the Table Top is Ceramic, the Extension is always Ceramic

INFO SHEET			
Foot and Frame	Top		
	BX	CM-S01	CM-S03
LF/BX	0	0	

801239

Extension Top Dining Table



W:70 7/8" H:30 3/8" D:39 3/8"

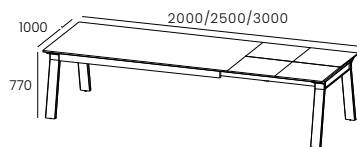
kg	m3	vol	eco
BX 113			BX 01019010300
CM 136	0.526	3	CM 01019080300

- Wood or Ceramic Top
- 2 Extension of 19 5/8"
- Metal Foot always in LF Finish
- Table Belt in BX Finish or LF, except LF-018
- When the Table Top is Ceramic, the Extension is always Ceramic

INFO SHEET			
Foot and Frame	Top		
	BX	CM-S01	CM-S03
LF/BX	0	0	

801240

Extension Top Dining Table



W:78 3/4" H:30 3/8" D:39 3/8"

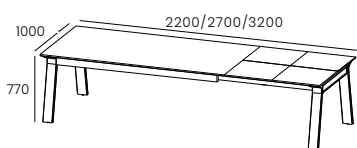
kg	m3	vol	eco
BX 117			BX 01019010300
CM 142	0.566	3	CM 01019080300

- Wood or Ceramic Top
- 2 Extension of 19 5/8"
- Metal Foot always in LF Finish
- Table Belt in BX Finish or LF, except LF-018
- When the Table Top is Ceramic, the Extension is always Ceramic

INFO SHEET			
Foot and Frame	Top		
	BX	CM-S01	CM-S03
LF/BX	0	0	

801241

Extension Top Dining Table



W:86 5/8" H:30 3/8" D:39 3/8"

kg	m3	vol	eco
BX 122			BX 01019010300
CM 148	0.606	3	CM 01019080300

- Wood or Ceramic Top
- 2 Extension of 19 5/8"
- Metal Foot always in LF Finish
- Table Belt in BX Finish or LF, except LF-018
- When the Table Top is Ceramic, the Extension is always Ceramic

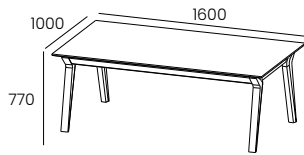
INFO SHEET			
Foot and Frame	Top		
	BX	CM-S01	CM-S03
LF/BX	0	-	0

WEMBLEY

Fixed Dining Table

851230

Fixed Top Dining Table



- Wooden or Ceramic Top
- Feet and Frames of the Wooden Structure in BX Finish or LF, except in LF-018.

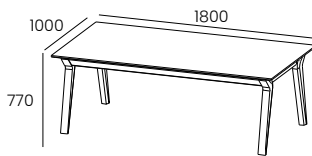
W:63" H:30 3/8" D:39 3/8"

kg	m3	vol	eco
BX 76			BX 01019010290
CM 85	0.451	3	CM 01019080290

INFO SHEET			
Foot	Table Top		
	BX	CM-S01	CM-S03
BX	0	0	
LF	0	0	

851231

Fixed Top Dining Table



- Wooden or Ceramic Top
- Feet and Frames of the Wooden Structure in BX Finish or LF, except in LF-018.

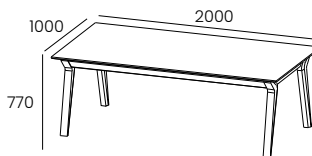
W:70 7/8" H:30 3/8" D:39 3/8"

kg	m3	vol	eco
BX 82			BX 01019010290
CM 93	0.489	3	CM 01019080290

INFO SHEET			
Foot	Table Top		
	BX	CM-S01	CM-S03
BX	0	0	
LF	0	0	

851232

Fixed Top Dining Table



- Wooden or Ceramic Top
- Feet and Frames of the Wooden Structure in BX Finish or LF, except in LF-018.

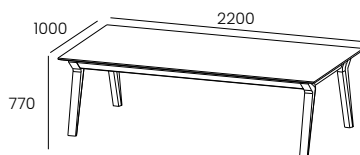
W:78 3/4" H:30 3/8" D:39 3/8"

kg	m3	vol	eco
BX 89			BX 01019010290
CM 101	0.527	3	CM 01019080300

INFO SHEET			
Foot	Table Top		
	BX	CM-S01	CM-S03
BX	0	0	
LF	0	0	

851233

Fixed Top Dining Table



- Wooden or Ceramic Top
- Feet and Frames of the Wooden Structure in BX Finish or LF, except in LF-018.

W:86 5/8" H:30 3/8" D:39 3/8"

kg	m3	vol	eco
BX 96			BX 01019010290
CM 109	0.565	3	CM 01019080300

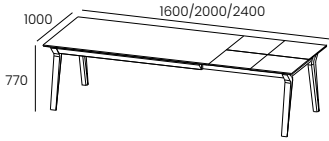
INFO SHEET			
Foot	Table Top		
	BX	CM-S01	CM-S03
BX	0	0	
LF	0	0	

WEMBLEY

Extension Dining Table

851237

Extension Top Dining Table



W:63" H:30 3/8" D:39 3/8"

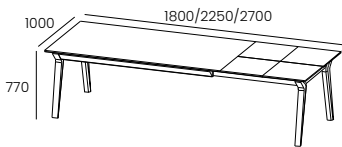
kg	m3	vol	eco
BX 110	0.451	3	BX 01019010300
CM 122			CM 01019080300

- Wooden or Ceramic Top
- 2 Extension of 19 5/8"
- Feet and Frames of the Wooden Structure in BX Finish or LF, except in LF-018.
- When the Table Top is in Ceramic the Extension is always in Ceramic.

INFO SHEET			
Foot	Table Top		
	BX	CM-S01	CM-S03
BX	0	0	
LF	0	0	

851234

Extension Top Dining Table



W:70 7/8" H:30 3/8" D:39 3/8"

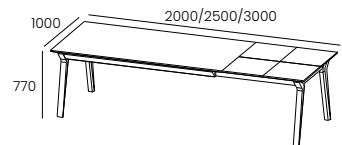
kg	m3	vol	eco
BX 118	0.489	3	BX 01019010300
CM 134			CM 01019080300

- Wooden or Ceramic Top
- 2 Extension of 19 5/8"
- Feet and Frames of the Wooden Structure in BX Finish or LF, except in LF-018.
- When the Table Top is in Ceramic the Extension is always in Ceramic.

INFO SHEET			
Foot	Table Top		
	BX	CM-S01	CM-S03
BX	0	0	
LF	0	0	

851235

Extension Top Dining Table



W:78 3/4" H:30 3/8" D:39 3/8"

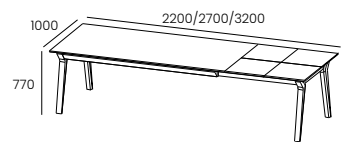
kg	m3	vol	eco
BX 127	0.527	3	BX 01019010300
CM 145			CM 01019080300

- Wooden or Ceramic Top
- 2 Extension of 19 5/8"
- Feet and Frames of the Wooden Structure in BX Finish or LF, except in LF-018.
- When the Table Top is in Ceramic the Extension is always in Ceramic.

INFO SHEET			
Foot	Table Top		
	BX	CM-S01	CM-S03
BX	0	0	
LF	0	0	

851236

Extension Top Dining Table



W:86 5/8" H:30 3/8" D:39 3/8"

kg	m3	vol	eco
BX 133	0.565	3	BX 01019010300
CM 153			CM 01019080310

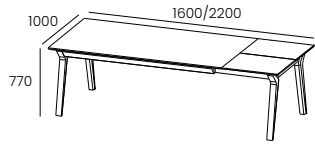
- Wooden or Ceramic Top
- 2 Extension of 19 5/8"
- Feet and Frames of the Wooden Structure in BX Finish or LF, except in LF-018.
- When the Table Top is in Ceramic the Extension is always in Ceramic.

INFO SHEET			
Foot	Table Top		
	BX	CM-S01	CM-S03
BX	0	-	0
LF	0	-	0

WEMBLEY

Extension Dining Table

851241



W:63" H:30 3/8" D:39 3/8"

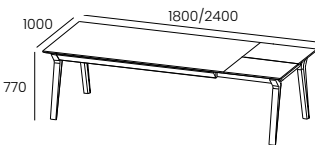
kg	m3	vol	eco
BX 103	0.451	3	BX 01019010300
CM 116			CM 01019080300

Extension Top Dining Table

- Wooden or Ceramic Top
- 1 Extension of 23 5/8"
- Feet and Frames of the Wooden Structure in BX Finish and/or LF, except in LF-018.
- When the Table Top is in Ceramic the Extension is always in Ceramic.

INFO SHEET			
Foot	Table Top		
	BX	CM-S01	CM-S03
BX	0	0	
LF	0	0	

851238



W:70 7/8" H:30 3/8" D:39 3/8"

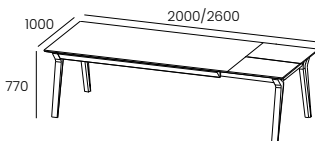
kg	m3	vol	eco
BX 109	0.489	3	BX 01019010300
CM 124			CM 01019080300

Extension Top Dining Table

- Wooden or Ceramic Top
- 1 Extension of 23 5/8"
- Feet and Frames of the Wooden Structure in BX Finish and/or LF, except in LF-018.
- When the Table Top is in Ceramic the Extension is always in Ceramic.

INFO SHEET			
Foot	Table Top		
	BX	CM-S01	CM-S03
BX	0	0	
LF	0	0	

851239



W:78 3/4" H:30 3/8" D:39 3/8"

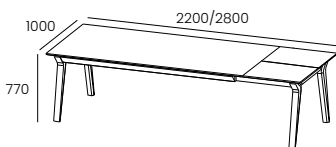
kg	m3	vol	eco
BX 116	0.527	3	BX 01019010300
CM 132			CM 01019080300

Extension Top Dining Table

- Wooden or Ceramic Top
- 1 Extension of 23 5/8"
- Feet and Frames of the Wooden Structure in BX Finish and/or LF, except in LF-018.
- When the Table Top is in Ceramic the Extension is always in Ceramic.

INFO SHEET			
Foot	Table Top		
	BX	CM-S01	CM-S03
BX	0	0	
LF	0	0	

851240



W:86 5/8" H:30 3/8" D:39 3/8"

kg	m3	vol	eco
BX 123	0.565	3	BX 01019010300
CM 140			CM 01019080300

Extension Top Dining Table

- Wooden or Ceramic Top
- 1 Extension of 23 5/8"
- Feet and Frames of the Wooden Structure in BX Finish and/or LF, except in LF-018.
- When the Table Top is in Ceramic the Extension is always in Ceramic.

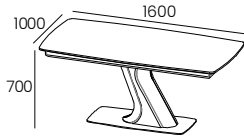
INFO SHEET			
Foot	Table Top		
	BX	CM-S01	CM-S03
BX	0	0	
LF	0	0	

MIRAGE

Fixed Dining Table

861233

Fixed Top Dining Table



- Wood or Ceramic Top
- Table Top Frame in LF Finish, except LF-018
- Foot and base in LF and LM or LB Finish

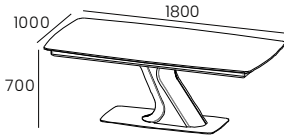
W:63" H:30 3/8" D:39 3/8"

kg	m3	vol	eco
BX 162			BX 01019010310
CM 173	0.845	3	CM 01019080310

INFO SHEET			
Foot	Table Top		
	BX	CM-S01	CM-S03
LM	0	0	
LB	0	0	

861230

Fixed Top Dining Table



- Wood or Ceramic Top
- Table Top Frame in LF Finish, except LF-018
- Foot and base in LF and LM or LB Finish

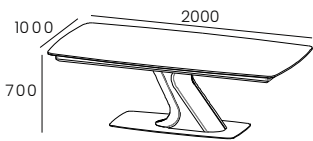
W:70 7/8" H:30 3/8" D:39 3/8"

kg	m3	vol	eco
BX 166			BX 01019010310
CM 177	0.877	3	CM 01019080310

INFO SHEET			
Foot	Table Top		
	BX	CM-S01	CM-S03
LM	0	0	
LB	0	0	

861231

Fixed Top Dining Table



- Wood or Ceramic Top
- Table Top Frame in LF Finish, except LF-018
- Foot and base in LF and LM or LB Finish

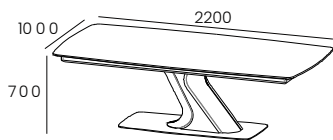
W:78 3/4" H:30 3/8" D:39 3/8"

kg	m3	vol	eco
BX 171			BX 01019010310
CM 181	0.908	3	CM 01019080310

INFO SHEET			
Foot	Table Top		
	BX	CM-S01	CM-S03
LM	0	0	
LB	0	0	

861232

Fixed Top Dining Table



- Wood or Ceramic Top
- Table Top Frame in LF Finish, except LF-018
- Foot and base in LF and LM or LB Finish

W:86 5/8" H:30 3/8" D:39 3/8"

kg	m3	vol	eco
BX 175			BX 01019010310
CM 185	0.94	3	CM 01019080310

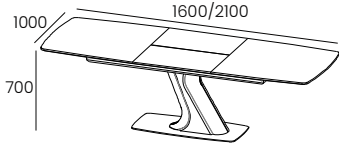
INFO SHEET			
Foot	Table Top		
	BX	CM-S01	CM-S03
LM	0	0	
LB	0	0	

MIRAGE

Extension Dining Table

861245

Extension Top Dining Table



W:63" H:30 3/8" D:39 3/8"

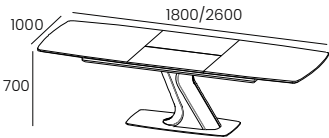
kg	m3	vol	eco
BX 179			BX 01019010310
CM 194	0.845	3	CM 01019080310

- Wood or Ceramic Top
- 1 Extension of 19 5/8"
- Table Top Frame in LF Finish, except LF-018
- leg and base in LF and LM or LB Finish
- When the Table Top is Ceramic, the Extension is always Ceramic

INFO SHEET			
Foot	Table Top		
	BX	CM-S01	CM-S03
LM	0	0	
LB	0	0	

861242

Extension Top Dining Table



W:70 7/8" H:30 3/8" D:39 3/8"

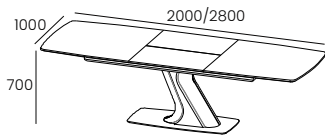
kg	m3	vol	eco
BX 190			BX 01019010310
CM 209	0.877	3	CM 01019080320

- Wood or Ceramic Top
- 1 Extension of 31 1/2"
- Table Top Frame in LF Finish, except LF-018
- Foot and base in LF and LM or LB Finish
- When the Table Top is Ceramic, the Extension is always Ceramic

INFO SHEET			
Foot	Table Top		
	BX	CM-S01	CM-S03
LM	0	0	
LB	0	0	

861243

Extension Top Dining Table



W:78 3/4" H:30 3/8" D:39 3/8"

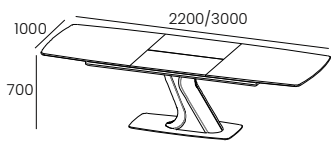
kg	m3	vol	eco
BX 194			BX 01019010310
CM 215	0.908	3	CM 01019010320

- Wood or Ceramic Top
- 1 Extension of 31 1/2"
- Table Top Frame in LF Finish, except LF-018
- Foot and base in LF and LM or LB Finish
- When the Table Top is Ceramic, the Extension is always Ceramic

INFO SHEET			
Foot	Table Top		
	BX	CM-S01	CM-S03
LM	0	0	
LB	0	0	

861244

Extension Top Dining Table



W:86 5/8" H:30 3/8" D:39 3/8"

kg	m3	vol	eco
BX 199			BX 01019010310
CM 221	0.94	3	CM 01019080320

- Wood or Ceramic Top
- 1 Extension of 31 1/2"
- Table Top Frame in LF Finish, except LF-018
- Foot and base in LF and LM or LB Finish
- When the Table Top is Ceramic, the Extension is always Ceramic


INFO SHEET			
Foot	Table Top		
	BX	CM-S01	CM-S03
LM	0	0	
LB	0	0	

PUZZLE

Fixed Dining Table (39 3/8" D)

141304

Fixed Top Dining Table

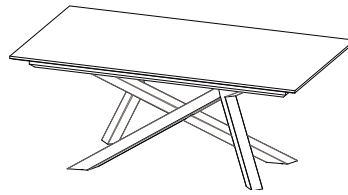
Extension  Format

- 8 v2

W:70 7/8" H:30 3/8" D:39 3/8"

kg m3 vol eco


BX 69 CM 80 0.983 3 BX 01019010290 CM 01019080290



INFO SHEET			
Foot	Table Top		
	BX	CM-S01	CM-S03
LF	0	0	

141305

Fixed Top Dining Table

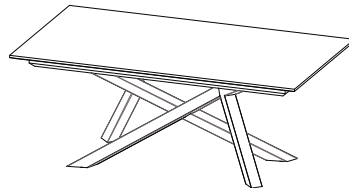
Extension  Format

- 10 v2

W:78 3/4" H:30 3/8" D:39 3/8"

kg m3 vol eco

BX 74 CM 86 1.018 3 BX 01019010290 CM 01019080290



INFO SHEET			
Foot	Table Top		
	BX	CM-S01	CM-S03
LF	0	0	

141306

Fixed Top Dining Table

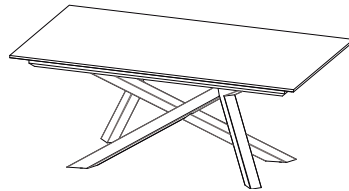
Extension  Format

- 10 v2

W:86 5/8" H:30 3/8" D:39 3/8"

kg m3 vol eco

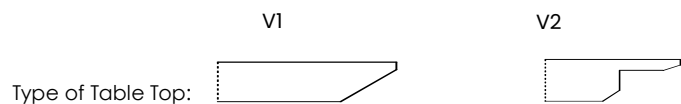
BX 78 CM 91 1.053 3 BX 01019010290 CM 01019080290



INFO SHEET			
Foot	Table Top		
	BX	CM-S01	CM-S03
LF	0	0	

Technical Information

- table top in wood fibreboard with veneered oak or ceramic.
- extensions in wood fibreboard with ceramic or veneered
- structure in wood ash
- metal feet
- central opening with sincronize extensions
- extensions with levers
- opening systems with dampers
- leather pull handle to open extensions
- hinges from Pöttker
- extensions with levers
- opening systems with dampers
- leather pull handle to open extensions
- hinges from Pöttker




PUZZLE

Fixed Dining Table (43 3/8" D)

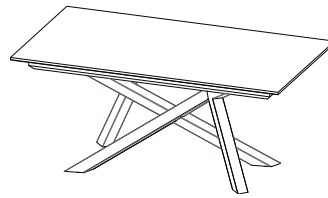
141307

Fixed Top Dining Table

Extension  Format
- 8 v2

W:70 7/8" H:30 3/8" D:43 3/8"

kg m3 vol eco
BX 74 m3 3 BX 01019010290
CM 86 0.983 3 CM 01019080290



INFO SHEET			
Foot	Table Top		
	BX	CM-S01	CM-S03
LF	0	-	0

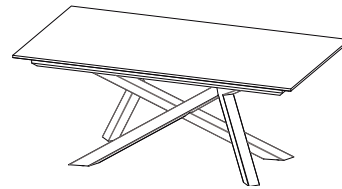
141308

Fixed Top Dining Table

Extension  Format
- 10 v2

W:78 3/4" H:30 3/8" D:43 3/8"


kg m3 vol eco
BX 79 m3 3 BX 01019010290
CM 92 1.018 3 CM 01019080290



INFO SHEET			
Foot	Table Top		
	BX	CM-S01	CM-S03
LF	0	-	0

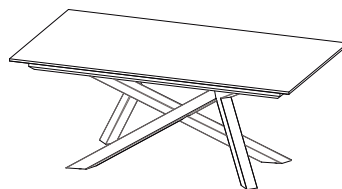
141309

Fixed Top Dining Table

Extension  Format
- 10 v2

W:86 5/8" H:30 3/8" D:43 3/8"

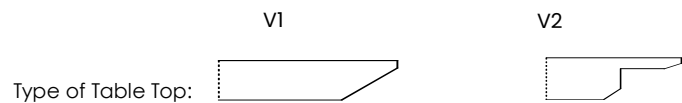
kg m3 vol eco
BX 83 m3 3 BX 01019010290
CM 98 1.053 3 CM 01019080290



INFO SHEET			
Foot	Table Top		
	BX	CM-S01	CM-S03
LF	0	-	0

Technical Information

- table top in wood fibreboard with veneered oak or ceramic.
- extensions in wood fibreboard with ceramic or veneered
- structure in wood ash
- metal feet
- central opening with sincronize extensions
- extensions with levers
- opening systems with dampers
- leather pull handle to open extensions
- hinges from Pöttker
- extensions with levers
- opening systems with dampers
- leather pull handle to open extensions
- hinges from Pöttker




PUZZLE

Fixed Dining Table (39 3/8" D)

141354

Fixed Top Dining Table

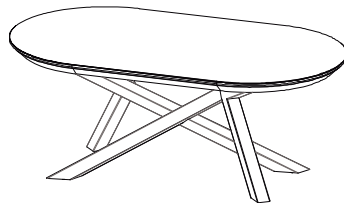
Extension  Format

- 8 VI 

W:70 7/8" H:30 3/8" D:39 3/8"

kg m3 vol eco

CM 109 0.983 3 CM 01019080300




INFO SHEET			
Foot	Table Top		
	BX	CM-S01	CM-S03
LF	-	0	

141355

Fixed Top Dining Table

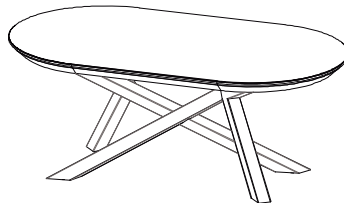
Extension  Format

- 10 VI 

W:78 3/4" H:30 3/8" D:39 3/8"

kg m3 vol eco

CM 118 1.018 3 CM 01019080300




INFO SHEET			
Foot	Table Top		
	BX	CM-S01	CM-S03
LF	-	0	

141356

Fixed Top Dining Table

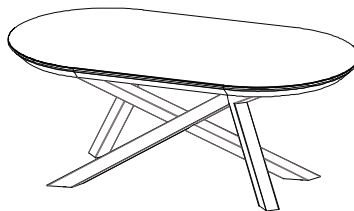
Extension  Format

- 10 VI 

W:86 5/8" H:30 3/8" D:39 3/8"

kg m3 vol eco

CM 127 1.053 3 CM 01019080300



INFO SHEET			
Foot	Table Top		
	BX	CM-S01	CM-S03
LF	-	0	

Technical Information

- table top in wood fibreboard with veneered oak or ceramic.
- extensions in wood fibreboard with ceramic or veneered
- structure in wood ash
- metal feet
- central opening with sincronize extensions
- extensions with levers
- opening systems with dampers
- leather pull handle to open extensions
- hinges from Pöttker
- extensions with levers
- opening systems with dampers
- leather pull handle to open extensions
- hinges from Pöttker




PUZZLE

Fixed Dining Table (43 3/8" D)

141360

Extension  Format

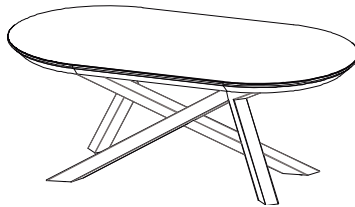
- 8 VI 

W:70 7/8" H:30 3/8" D:43 3/8"

kg m3 vol eco

CM 114 1.014 3 CM 01019080300


Fixed Top Dining Table



INFO SHEET			
Foot	Table Top		
	BX	CM-S01	CM-S03
LF	-	-	0

141361

Extension  Format

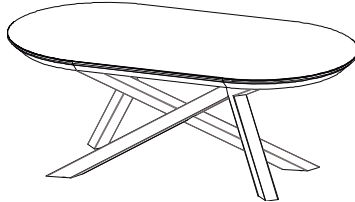
- 10 VI 

W:78 3/4" H:30 3/8" D:43 3/8"

kg m3 vol eco

CM 124 1.052 3 CM 01019080300


Fixed Top Dining Table



INFO SHEET			
Foot	Table Top		
	BX	CM-S01	CM-S03
LF	-	-	0

141362

Extension  Format

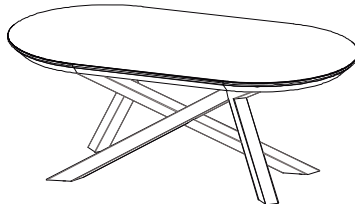
- 10 VI 

W:86 5/8" H:30 3/8" D:43 3/8"

kg m3 vol eco

CM 145 1.014 3 CM 01019080300


Fixed Top Dining Table



INFO SHEET			
Foot	Table Top		
	BX	CM-S01	CM-S03
LF	-	-	0

141313

Extension  Format

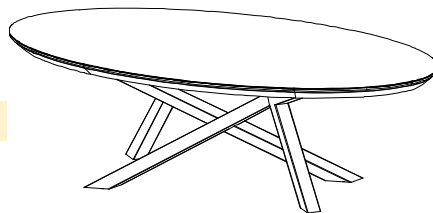
- 12 VI 

W:86 5/8" H:30 3/8" D:43 3/8"

kg m3 vol eco

CM 100 1.091 3 CM 01019080300

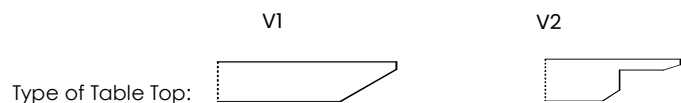
Fixed Top Dining Table



INFO SHEET			
Foot	Table Top		
	BX	CM-S01	CM-S03
LF	-	-	0

Technical Information

- table top in wood fibreboard with veneered oak or ceramic.
- extensions in wood fibreboard with ceramic or veneered
- structure in wood ash
- metal feet
- central opening with sincronize extensions
- extensions with levers
- opening systems with dampers
- leather pull handle to open extensions
- hinges from Pöttker
- extensions with levers
- opening systems with dampers
- leather pull handle to open extensions
- hinges from Pöttker



PUZZLE

Extension Dining Table (39 3/8" D)

141303

Extension Top Dining Table

Extension



Format

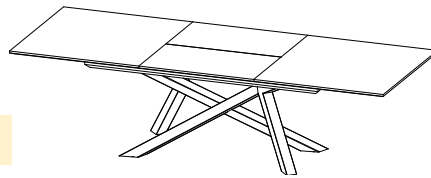
1 x 31 1/2"

10



W:70 7/8" H:30 3/8" D:39 3/8"

kg m3 vol eco
 BX 94 CM 110 0.983 3 BX 01019010290 CM 01019080300



INFO SHEET			
Foot	Table Top		
	BX	CM-S01	CM-S03
LF	0	0	

141302

Extension Top Dining Table

Extension



Format

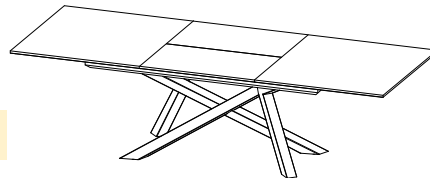
1 x 31 1/2"

12



W:78 3/4" H:30 3/8" D:39 3/8"

kg m3 vol eco
 BX 98 CM 115 1.018 3 BX 01019010290 CM 01019080300



INFO SHEET			
Foot	Table Top		
	BX	CM-S01	CM-S03
LF	0	0	

141301

Extension Top Dining Table

aumento
 allonge
 Extension



Format

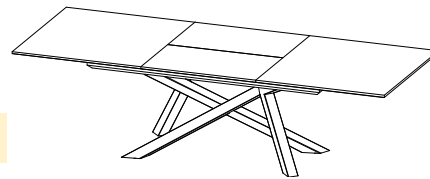
1 x 31 1/2"

12



W:86 5/8" H:30 3/8" D:39 3/8"

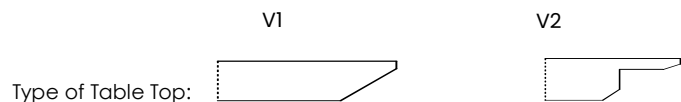
kg m3 vol eco
 BX 103 CM 121 1.053 3 BX 01019010300 CM 01019080300



INFO SHEET			
Foot	Table Top		
	BX	CM-S01	CM-S03
LF	0	0	

Technical Information

- table top in wood fibreboard with veneered oak or ceramic.
- extensions in wood fibreboard with ceramic or veneered
- structure in wood ash
- metal feet
- central opening with sincronize extensions
- extensions with levers
- opening systems with dampers
- leather pull handle to open extensions
- hinges from Pöttker
- extensions with levers
- opening systems with dampers
- leather pull handle to open extensions
- hinges from Pöttker





PUZZLE

Extension Dining Table (43 3/8" D)

141310

Extension Top Dining Table

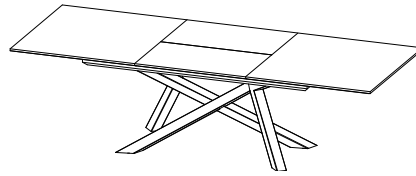
Extension  Format

1 x 31 1/2" 10  

W:70 7/8" H:30 3/8" D:43 3/8"

kg m3 vol eco

BX 100 CM 117 0.983 3 BX 01019010300 CM 01019080300





INFO SHEET			
Foot	Table Top		
	BX	CM-S01	CM-S03
LF	0	-	0

141311

Extension Top Dining Table

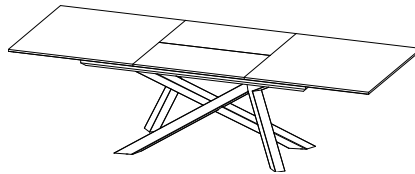
Extension  Format

1 x 31 1/2" 12  

W:78 1/4" H:30 3/8" D:43 3/8"

kg m3 vol eco

BX 105 CM 123 1.018 3 BX 01019010300 CM 01019080300





INFO SHEET			
Foot	Table Top		
	BX	CM-S01	CM-S03
LF	0	-	0

141312

Extension Top Dining Table

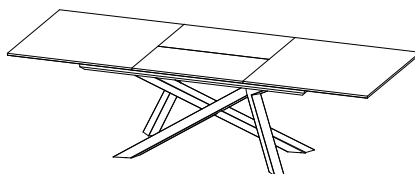
Extension  Format

1 x 31 1/2" 12  

W:86 5/8" H:30 3/8" D:43 3/8"

kg m3 vol eco

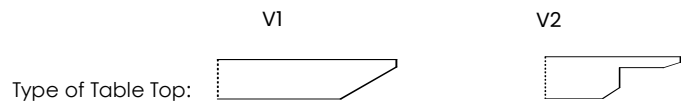
BX 110 CM 130 1.053 3 BX 01019010300 CM 01019080300



INFO SHEET			
Foot	Table Top		
	BX	CM-S01	CM-S03
LF	0	-	0

Technical Information

- table top in wood fibreboard with veneered oak or ceramic.
- extensions in wood fibreboard with ceramic or veneered
- structure in wood ash
- metal feet
- central opening with sincronize extensions
- extensions with levers
- opening systems with dampers
- leather pull handle to open extensions
- hinges from Pöttker
- extensions with levers
- opening systems with dampers
- leather pull handle to open extensions
- hinges from Pöttker




PUZZLE

Extension Dining Table (39 3/8" D)

141357

Extension Top Dining Table

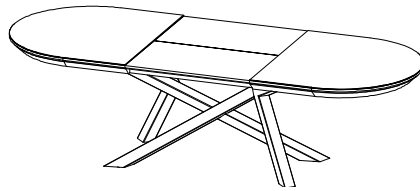
Extension  Format

1 x 31 1/2" 10 

W:70 7/8" H:30 3/8" D:39 3/8"

kg m3 vol eco

CM 139 0.983 3 CM 01019080300




INFO SHEET			
Foot	Table Top		
	BX	CM-S01	CM-S03
LF	-	0	

141358

Extension Top Dining Table

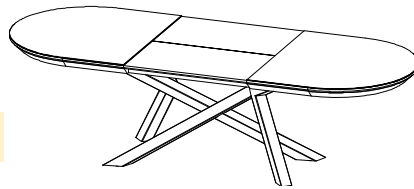
Extension  Format

1 x 31 1/2" 12 

W:78 3/4" H:30 3/8" D:39 3/8"

kg m3 vol eco

CM 148 1.018 3 CM 01019080300




INFO SHEET			
Foot	Table Top		
	BX	CM-S01	CM-S03
LF	-	0	

141359

Extension Top Dining Table

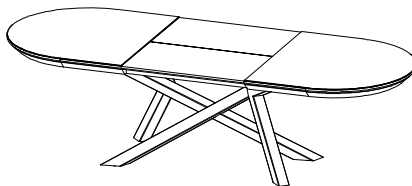
Extension  Format

1 x 31 1/2" 12 

W:86 5/8" H:30 3/8" D:39 3/8"

kg m3 vol eco

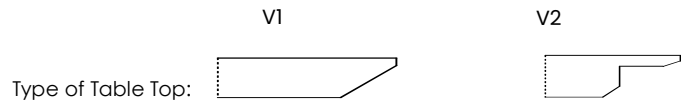
CM 157 1.053 3 CM 01019080310



INFO SHEET			
Foot	Table Top		
	BX	CM-S01	CM-S03
LF	-	0	

Technical Information

- table top in wood fibreboard with veneered oak or ceramic.
- extensions in wood fibreboard with ceramic or veneered
- structure in wood ash
- metal feet
- central opening with sincronize extensions
- extensions with levers
- opening systems with dampers
- leather pull handle to open extensions
- hinges from Pöttker
- extensions with levers
- opening systems with dampers
- leather pull handle to open extensions
- hinges from Pöttker





PUZZLE

Extension Dining Table (43 3/8" D)

141363

Extension Top Dining Table

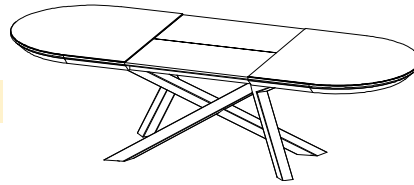
Extension  Format

1 x 31 1/2" 10  

W:70 7/8" H:30 3/8" D:43 3/8"

kg m3 vol eco

CM 145 1.014 3 CM 01019080300





INFO SHEET			
Foot	Table Top		
	BX	CM-S01	CM-S03
LF	-	-	0

141364

Extension Top Dining Table

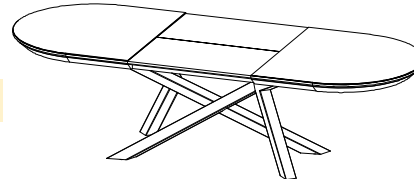
Extension  Format

1 x 31 1/2" 12  

W:78 3/4" H:30 3/8" D:43 3/8"

kg m3 vol eco

CM 155 1.052 3 CM 01019080310





INFO SHEET			
Foot	Table Top		
	BX	CM-S01	CM-S03
LF	-	-	0

141365

Extension Top Dining Table

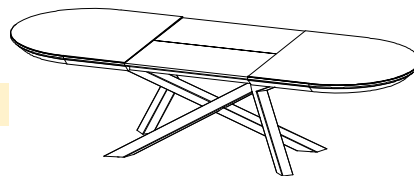
Extension  Format

1 x 31 1/2" 12  

W:86 5/8" H:30 3/8" D:43 3/8"

kg m3 vol eco

CM 165 1.091 3 CM 01019080310





INFO SHEET			
Foot	Table Top		
	BX	CM-S01	CM-S03
LF	-	-	0

141314

Extension Top Dining Table

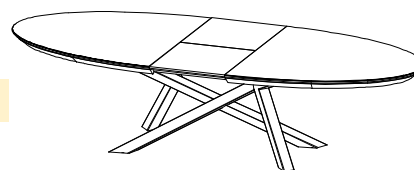
Extension  Format

1 x 31 1/2" 14  

W:78 3/4" H:30 3/8" D:43 3/8"

kg m3 vol eco

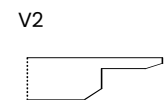
CM 125 1.091 3 CM 01019080300



INFO SHEET			
Foot	Table Top		
	BX	CM-S01	CM-S03
LF	-	-	0

Technical Information

- table top in wood fibreboard with veneered oak or ceramic.
- extensions in wood fibreboard with ceramic or veneered
- structure in wood ash
- metal feet
- central opening with sincronize extensions
- extensions with levers
- opening systems with dampers
- leather pull handle to open extensions
- hinges from Pöttker
- extensions with levers
- opening systems with dampers
- leather pull handle to open extensions
- hinges from Pöttker



PUZZLE

Extension Dining Table (39 3/8" D)

141315

Extension Top Dining Table

Extension



Format

1 x 19 5/8"

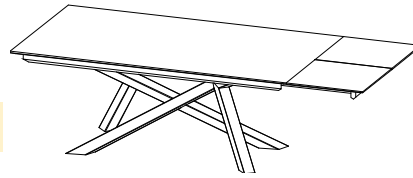
10



W:70 7/8" H:30 3/8" D:39 3/8"

kg m3 vol eco

BX 93 CM 107 0.983 3 BX 01019010290 CM 01019080300



INFO SHEET			
Foot	Table Top		
	BX	CM-S01	CM-S03
LF	0	0	

141316

Extension Top Dining Table

Extension



Format

1 x 19 5/8"

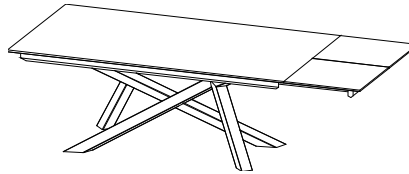
10



W:78 3/4" H:30 3/8" D:39 3/8"

kg m3 vol eco

BX 98 CM 113 1.018 3 BX 01019010290 CM 01019080300



INFO SHEET			
Foot	Table Top		
	BX	CM-S01	CM-S03
LF	0	0	

141317

Extension Top Dining Table


Extension



Format

1 x 19 5/8"

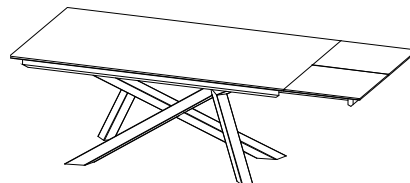
12



W:86 5/8" H:30 3/8" D:39 3/8"

kg m3 vol eco

BX 103 CM 119 1.053 3 BX 01019010300 CM 01019080300




INFO SHEET			
Foot	Table Top		
	BX	CM-S01	CM-S03
LF	0	0	

Technical Information

- table top in wood fibreboard with veneered oak or ceramic.
- extensions in wood fibreboard with ceramic or veneered
- structure in wood ash
- metal feet
- central opening with sincronize extensions
- extensions with levers
- opening systems with dampers
- leather pull handle to open extensions
- hinges from Pöttker
- extensions with levers
- opening systems with dampers
- leather pull handle to open extensions
- hinges from Pöttker

Type of Table Top:  V1

 V2



PUZZLE

Extension Dining Table (39 3/8" D)

141318

Extension Top Dining Table

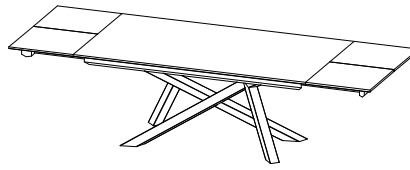
Extension  Format

2 x 19 5/8" 12  

W:70 7/8" H:30 3/8" D:39 3/8"

kg m3 vol eco

BX 107 CM 140 0.983 3 BX 01019010300 CM 01019080300





INFO SHEET			
Foot	Table Top		
	BX	CM-S01	CM-S03
LF	0	0	

141319

Extension Top Dining Table

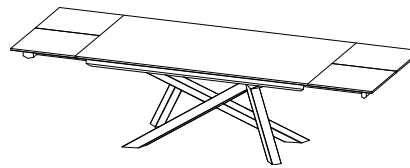
Extension  Format

2 x 19 5/8" 12  

W:78 3/4" H:30 3/8" D:39 3/8"

kg m3 vol eco

BX 112 CM 148 1.018 3 BX 01019010300 CM 01019080300





INFO SHEET			
Foot	Table Top		
	BX	CM-S01	CM-S03
LF	0	0	

141320

Extension Top Dining Table

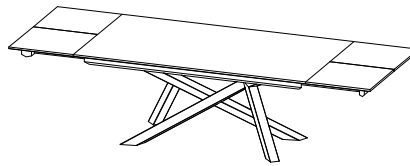
Extension  Format

2 x 19 5/8" 14  

W:86 5/8" H:30 3/8" D:39 3/8"

kg m3 vol eco

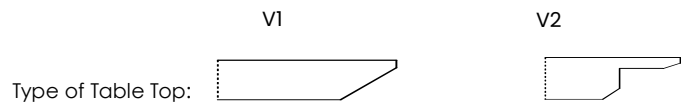
BX 117 CM 155 1.053 3 BX 01019010310 CM 01019080300



INFO SHEET			
Foot	Table Top		
	BX	CM-S01	CM-S03
LF	0	0	

Technical Information



- table top in wood fibreboard with veneered oak or ceramic.
- extensions in wood fibreboard with ceramic or veneered
- structure in wood ash
- metal feet
- central opening with sincronize extensions
- extensions with levers
- opening systems with dampers
- leather pull handle to open extensions
- hinges from Pöttker
- extensions with levers
- opening systems with dampers
- leather pull handle to open extensions
- hinges from Pöttker



PUZZLE

Fixed Dining Table

631911

Extension  Format
- 8 VI 

DIA:47 1/4" H:30 3/8"

kg m3 vol eco

BX 68 CM 75 0.616 3 BX 01019010290 CM 01019080290

Fixed Top Dining Table



INFO SHEET			
Foot	Table Top		
	BX	CM-S02	CM-S03
LF	0		0

631917


Extension  Format
- 8 VI 

DIA:51 1/4" H:30 3/8"

kg m3 vol eco


BX 76 CM 84 0.644 3 BX 01019010290 CM 01019080290

Fixed Top Dining Table



INFO SHEET			
Foot	Table Top		
	BX	CM-S02	CM-S03
LF	0	-	0

631918


Extension  Format
- 8 VI 

DIA:55 1/8" H:30 3/8"

kg m3 vol eco

BX 81 CM 90 0.674 3 BX 01019010290 CM 01019080290


Fixed Top Dining Table



INFO SHEET			
Foot	Table Top		
	BX	CM-S02	CM-S03
LF	0	-	0

Technical Information



- table top in wood fibreboard with veneered oak or ceramic.
- extensions in wood fibreboard with ceramic or veneered
- structure in wood ash
- metal feet
- central opening with sincronize extensions
- extensions with levers
- opening systems with dampers
- leather pull handle to open extensions
- hinges from Pöttker

Type of Table Top: VI 

PUZZLE

Fixed Dining Table

631913

Extension  Format
- 6 VI 

W:47 1/4" H:30 3/8" D:47 1/4"

kg m3 vol eco

BX 68 CM 77 0.644 3 BX 01019010290 CM 01019080290

Fixed Top Dining Table



INFO SHEET			
Foot	Table Top		
	BX	CM-S02	CM-S03
LF	0		0

631914

Extension  Format
- 8 VI 

W:51 1/4" H:30 3/8" D:51 1/4"

kg m3 vol eco

BX 73 CM 84 0.678 3 BX 01019010290 CM 01019080290

Fixed Top Dining Table



INFO SHEET			
Foot	Table Top		
	BX	CM-S02	CM-S03
LF	0	-	0

631921

Extension  Format
- 10 VI 

W:55 1/8" H:30 3/8" D:55 1/8"

kg m3 vol eco

BX 80 CM 93 0.715 3 BX 01019010290 CM 01019080290


Fixed Top Dining Table



INFO SHEET			
Foot	Table Top		
	BX	CM-S02	CM-S03
LF	0	-	0

Technical Information

- table top in wood fibreboard with veneered oak or ceramic.
- extensions in wood fibreboard with ceramic or veneered
- structure in wood ash
- metal feet
- central opening with sincronize extensions
- extensions with levers
- opening systems with dampers
- leather pull handle to open extensions
- hinges from Pöttker

Type of Table Top: VI 

PUZZLE

Extension Dining Table

631912

Extension



Format

1 x 19 5/8"

10

vi




W:47 1/4" H:30 3/8" D:47 1/4"

kg m3 vol eco

BX 84 CM 95 0.616 3 BX 01019010290 CM 01019080300

Extension Top Dining Table



INFO SHEET			
Foot	Table Top		
	BX	CM-S02	CM-S03
LF	0	0	

631919

Extension



Format

1 x 19 5/8"

10

vi




W:51 1/4" H:30 3/8" D:51 1/4"

kg m3 vol eco

BX 93 CM 105 0.644 3 BX 01019010290 CM 01019080300

Extension Top Dining Table



INFO SHEET			
Foot	Table Top		
	BX	CM-S02	CM-S03
LF	0	-	0

631920

Extension



Format

1 x 19 5/8"

10

vi

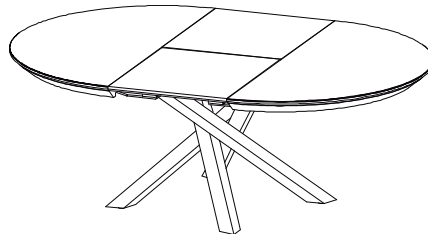


W:55 1/8" H:30 3/8" D:55 1/8"

kg m3 vol eco

BX 98 CM 112 0.674 3 BX 01019010290 CM 01019080300

Extension Top Dining Table



INFO SHEET			
Foot	Table Top		
	BX	CM-S02	CM-S03
LF	0	-	0

Technical Information

- table top in wood fibreboard with veneered oak or ceramic.
- extensions in wood fibreboard with ceramic or veneered
- structure in wood ash
- metal feet
- central opening with sincronize extensions
- extensions with levers
- opening systems with dampers
- leather pull handle to open extensions
- hinges from Pöttker

Type of Table Top:




PUZZLE

Extension Dining Table

631915


Extension Top Dining Table

Extension  Format

1 x 19 5/8" 8 

W:47 1/4" H:30 3/8" D:47 1/4"

kg m3 vol eco
 BX 83 m3 3 BX 01019010290
 CM 95 0.644 3 CM 01019080300




INFO SHEET			
Foot	Table Top		
	BX	CM-S02	CM-S03
LF	0	0	

631916


Extension Top Dining Table

Extension  Format

1 x 19 5/8" 10 

W:51 1/4" H:30 3/8" D:51 1/4"

kg m3 vol eco
 BX 89 m3 3 BX 01019010290
 CM 103 0.678 3 CM 01019080300




INFO SHEET			
Foot	Table Top		
	BX	CM-S02	CM-S03
LF	0	-	0

631922


Extension Top Dining Table

Extension  Format

1 x 19 5/8" 10 

W:55 1/8" H:30 3/8" D:55 1/8"


kg m3 vol eco
 BX 96 m3 3 BX 01019010290
 CM 113 0.715 3 CM 01019080300



INFO SHEET			
Foot	Table Top		
	BX	CM-S02	CM-S03
LF	0	-	0

Technical Information

- table top in wood fibreboard with veneered oak or ceramic.
- extensions in wood fibreboard with ceramic or veneered
- structure in wood ash
- metal feet
- central opening with sincronize extensions
- extensions with levers
- opening systems with dampers
- leather pull handle to open extensions
- hinges from Pöttker


Type of Table Top: VI 

MOOREA

Fixed Dining Table (39 3/8" D)


631314

Fixed Top Dining Table

Extension  Format
- 8 v2

W:70 7/8" H:30 3/8" D:39 3/8"

kg m3 vol eco
BX 74 m3 0.819 3 BX 01019080290
CM 85 CM 01019080290



INFO SHEET			
Foot	Table Top		
	BX	CM-S01	CM-S03
LF	0	0	


631315

Fixed Top Dining Table

Extension  Format
- 10 v2

W:78 3/4" H:30 3/8" D:39 3/8"

kg m3 vol eco
BX 78 m3 0.851 3 BX 01019080290
CM 91 CM 01019080290



INFO SHEET			
Foot	Table Top		
	BX	CM-S01	CM-S03
LF	0	0	


631316

Fixed Top Dining Table

Extension  Format
- 10 v2

W:86 5/8" H:30 3/8" D:39 3/8"

kg m3 vol eco
BX 83 m3 0.882 3 BX 01019080290
CM 96 CM 01019080290





INFO SHEET			
Foot	Table Top		
	BX	CM-S01	CM-S03
LF	0	0	

Technical Information

- table top in wood fibreboard with veneered oak or ceramic.
- extensions in wood fibreboard with ceramic or veneered
- structure in wood ash

- metal feet
- central opening with sincronize extensions
- extensions with levers
- opening systems with dampers
- leather pull handle to open extensions
- hinges from Pöttker

Type of Table Top: 



MOOREA

Fixed Dining Table (43 3/8" D)

631317

Fixed Top Dining Table

Extension




Format

- 8 v2

W:70 7/8" H:30 3/8" D:43 3/8"

kg m3 vol eco

BX 78 0.847 3 BX 01019080290
CM 91 CM 01019080290



INFO SHEET			
Foot	Table Top		
	BX	CM-S01	CM-S03
LF	0	-	0

631318

Fixed Top Dining Table

Extension




Format

- 10 v2

W:78 3/4" H:30 3/8" D:43 3/8"

kg m3 vol eco

BX 83 0.881 3 BX 01019080290
CM 97 CM 01019080290



INFO SHEET			
Foot	Table Top		
	BX	CM-S01	CM-S03
LF	0	-	0

631319

Fixed Top Dining Table

Extension




Format

- 10 v2

W:86 5/8" H:30 3/8" D:43 3/8"

kg m3 vol eco

BX 88 0.916 3 BX 01019080290
CM 103 CM 01019080290



INFO SHEET			
Foot	Table Top		
	BX	CM-S01	CM-S03
LF	0	-	0

Technical Information

- table top in wood fibreboard with veneered oak or ceramic.
- extensions in wood fibreboard with ceramic or veneered
- structure in wood ash

- metal feet
- central opening with sincronize extensions
- extensions with levers
- opening systems with dampers
- leather pull handle to open extensions
- hinges from Pöttker

Type of Table Top: V2

V3

MOOREA

Fixed Dining Table (39 3/8" D)

631311

Fixed Top Dining Table

Extension




Format

- 8 v3

W:70 7/8" H:30 3/8" D:39 3/8"

kg m3 vol eco

BX 75 0.819 3 BX 01019080290
CM 86 01019080290



INFO SHEET			
Foot	Table Top		
	BX	CM-S01	CM-S03
LF	0	0	

631312

Fixed Top Dining Table

Extension




Format

- 10 v3

W:78 3/4" H:30 3/8" D:39 3/8"

kg m3 vol eco

BX 79 0.851 3 BX 01019080290
CM 91 01019080290



INFO SHEET			
Foot	Table Top		
	BX	CM-S01	CM-S03
LF	0	0	

631313

Fixed Top Dining Table

Extension




Format

- 10 v3

W:86 5/8" H:30 3/8" D:39 3/8"

kg m3 vol eco

BX 83 0.882 3 BX 01019080290
CM 97 01019080290



INFO SHEET			
Foot	Table Top		
	BX	CM-S01	CM-S03
LF	0	0	

Technical Information

- table top in wood fibreboard with veneered oak or ceramic.
- extensions in wood fibreboard with ceramic or veneered
- structure in wood ash
- metal feet
- central opening with sincronize extensions
- extensions with levers
- opening systems with dampers
- leather pull handle to open extensions
- hinges from Pöttker

Type of Table Top: V2

V3

MOOREA

Fixed Dining Table (43 3/8" D)

631320

Extension



Format

- 8

v3




W:70 7/8" H:30 3/8" D:43 3/8"

kg m3 vol eco

BX 81 m3 0.847 3 BX 01019080290
CM 97 CM 01019080290

Fixed Top Dining Table



INFO SHEET			
Foot	Table Top		
	BX	CM-S01	CM-S03
LF	0	-	0

631321

Extension



Format

- 10

v3




W:78 3/4" H:30 3/8" D:43 3/8"

kg m3 vol eco

BX 85 m3 0.881 3 BX 01019080290
CM 104 CM 01019080290

Fixed Top Dining Table



INFO SHEET			
Foot	Table Top		
	BX	CM-S01	CM-S03
LF	0	-	0

631322

Extension



Format

- 10

v3




W:86 5/8" H:30 3/8" D:43 3/8"

kg m3 vol eco

BX 90 m3 0.916 3 BX 01019080290
CM 110 CM 01019080300

Fixed Top Dining Table


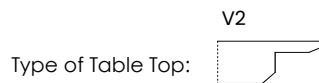


INFO SHEET			
Foot	Table Top		
	BX	CM-S01	CM-S03
LF	0	-	0

Technical Information

- table top in wood fibreboard with veneered oak or ceramic.
- extensions in wood fibreboard with ceramic or veneered
- structure in wood ash

- metal feet
- central opening with sincronize extensions
- extensions with levers
- opening systems with dampers
- leather pull handle to open extensions
- hinges from Pöttker



MOOREA

Extension Dining Table (39 3/8" D)

631327

Extension Top Dining Table

Extension



Format

1 x 31 1/2"

10

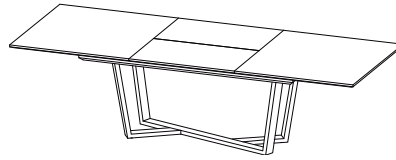
v2



W:70 7/8" H:30 3/8" D:39 3/8"

kg m3 vol eco

BX 95 CM 111 0.819 3 BX 01019080290 CM 01019080300



INFO SHEET			
Foot	Table Top		
	BX	CM-S01	CM-S03
LF	0	0	

631328

Extension Top Dining Table

Extension



Format

1 x 31 1/2"

12


v2



W:78 3/4" H:30 3/8" D:39 3/8"

kg m3 vol eco

BX 100 CM 117 0.851 3 BX 01019080290 CM 01019080300



INFO SHEET			
Foot	Table Top		
	BX	CM-S01	CM-S03
LF	0	0	

631329

Extension Top Dining Table

Extension



Format

1 x 31 1/2"

12

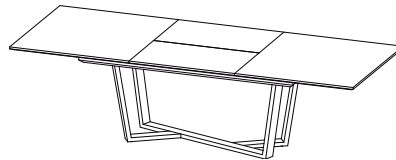
v2



W:86 5/8" H:30 3/8" D:39 3/8"

kg m3 vol eco

BX 104 CM 123 0.882 3 BX 01019080290 CM 01019080300


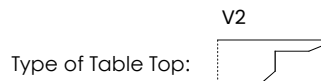


INFO SHEET			
Foot	Table Top		
	BX	CM-S01	CM-S03
LF	0	0	

Technical Information

- table top in wood fibreboard with veneered oak or ceramic.
- extensions in wood fibreboard with ceramic or veneered
- structure in wood ash

- metal feet
- central opening with sincronize extensions
- extensions with levers
- opening systems with dampers
- leather pull handle to open extensions
- hinges from Pöttker



MOOREA

Extension Dining Table (43 3/8" D)

631330

Extension Top Dining Table

Extension



Format

1 x 31 1/2"

10


v2



W:70 7/8" H:30 3/8" D:43 3/8"

kg m3 vol eco

BX 102 0.847 3 BX 01019080290
CM 119 0.847 3 CM 01019080300



INFO SHEET			
Foot	Table Top		
	BX	CM-S01	CM-S03
LF	0	-	0

631331

Extension Top Dining Table

Extension



Format

1 x 31 1/2"

12


v2



W:78 3/4" H:30 3/8" D:43 3/8"

kg m3 vol eco

BX 107 0.881 3 BX 01019080290
CM 126 0.881 3 CM 01019080300



INFO SHEET			
Foot	Table Top		
	BX	CM-S01	CM-S03
LF	0	-	0

631332

Extension Top Dining Table

Extension



Format

1 x 31 1/2"

12


v2



W:86 5/8" H:30 3/8" D:43 3/8"

kg m3 vol eco

BX 111 0.916 3 BX 01019080300
CM 132 0.916 3 CM 01019080300

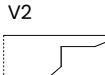



INFO SHEET			
Foot	Table Top		
	BX	CM-S01	CM-S03
LF	0	-	0

Technical Information

- table top in wood fibreboard with veneered oak or ceramic.
- extensions in wood fibreboard with ceramic or veneered
- structure in wood ash

- metal feet
- central opening with sincronize extensions
- extensions with levers
- opening systems with dampers
- leather pull handle to open extensions
- hinges from Pöttker

Type of Table Top: 



MOOREA

Extension Dining Table (39 3/8" D)

631324

Extension Top Dining Table


Extension



Format

1 x 31 1/2"

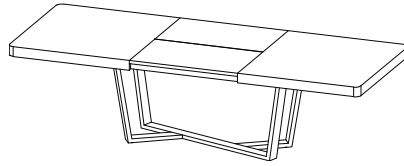
10



W:70 7/8" H:30 3/8" D:39 3/8"

kg m3 vol eco

BX 102 CM 118 0.867 4 BX 01019080290 CM 01019080290



INFO SHEET			
Foot	Table Top		
	BX	CM-S01	CM-S03
LF	0	0	

631325

Extension Top Dining Table


Extension



Format

1 x 31 1/2"

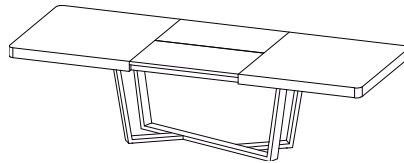
10



W:78 3/4" H:30 3/8" D:39 3/8"

kg m3 vol eco

BX 106 CM 124 0.898 4 BX 01019080290 CM 01019080290



INFO SHEET			
Foot	Table Top		
	BX	CM-S01	CM-S03
LF	0	0	

631326

Extension Top Dining Table

Extension



Format

1 x 31 1/2"


12



W:86 5/8" H:30 3/8" D:39 3/8"

kg m3 vol eco

BX 111 CM 129 0.930 4 BX 01019080300 CM 01019080300

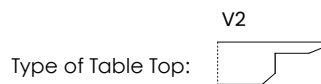


INFO SHEET			
Foot	Table Top		
	BX	CM-S01	CM-S03
LF	0	0	

Technical Information

- table top in wood fibreboard with veneered oak or ceramic.
- extensions in wood fibreboard with ceramic or veneered
- structure in wood ash

- metal feet
- central opening with sincronize extensions
- extensions with levers
- opening systems with dampers
- leather pull handle to open extensions
- hinges from Pöttker



MOOREA

Extension Dining Table (43 3/8" D)

631333

Extension Top Dining Table

Extension



Format

1 x 31 1/2"

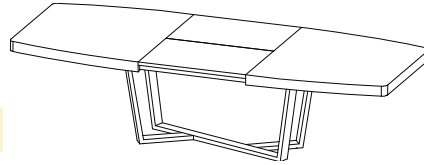
12

v3



W:70 7/8" H:30 3/8" D:43 3/8"

kg	m3	vol	eco
BX 102	0.894	4	BX 01019080300
CM 119			CM 01019080300



INFO SHEET			
Foot	Table Top		
	BX	CM-S01	CM-S03
LF	0	-	0

631334

Extension Top Dining Table

Extension



Format

1 x 31 1/2"


12

v3



W:78 3/4" H:30 3/8" D:43 3/8"

kg	m3	vol	eco
BX 107	0.929	4	BX 01019080300
CM 125			CM 01019080300



INFO SHEET			
Foot	Table Top		
	BX	CM-S01	CM-S03
LF	0	-	0

631335

Extension Top Dining Table

Extension



Format

1 x 31 1/2"


12

v3



W:86 5/8" H:30 3/8" D:43 3/8"

kg	m3	vol	eco
BX 111	0.963	4	BX 01019080300
CM 132			CM 01019080300


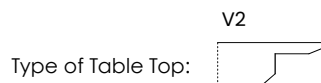


INFO SHEET			
Foot	Table Top		
	BX	CM-S01	CM-S03
LF	0	-	0

Technical Information

- table top in wood fibreboard with veneered oak or ceramic.
- extensions in wood fibreboard with ceramic or veneered
- structure in wood ash

- metal feet
- central opening with sincronize extensions
- extensions with levers
- opening systems with dampers
- leather pull handle to open extensions
- hinges from Pöttker





SLASH

Fixed Dining Table

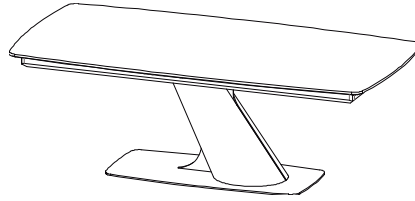
632013

Fixed Top Dining Table

Extension  Format
- 8 v2 

W:63" H:30 3/8" D:39 3/8"

kg m3 vol eco
BX 158 CM 166 0.700 3 BX 01019010310 CM 01019080310



INFO SHEET			
Foot	Table Top		
	BX	CM-S01	CM-S03
LF	0	0	

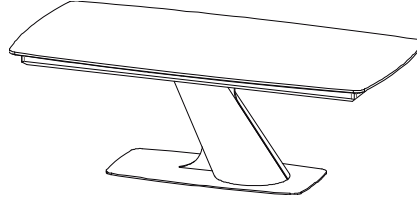
632014

Fixed Top Dining Table

Extension  Format
- 8 v2 

W:70 7/8" H:30 3/8" D:39 3/8"

kg m3 vol eco
BX 164 CM 176 0.726 3 BX 01019010310 CM 01019080310



INFO SHEET			
Foot	Table Top		
	BX	CM-S01	CM-S03
LF	0	0	

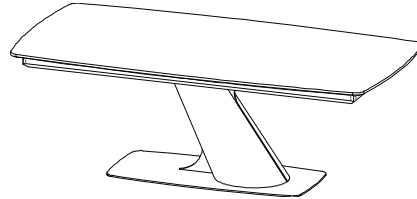
632015

Fixed Top Dining Table

Extension  Format
- 10 v2 

W:78 3/4" H:30 3/8" D:39 3/8"

kg m3 vol eco
BX 169 CM 181 0.753 3 BX 01019010310 CM 01019080310



INFO SHEET			
Foot	Table Top		
	BX	CM-S01	CM-S03
LF	0	0	

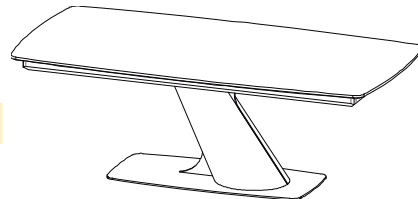
632016

Fixed Top Dining Table

Extension  Format
- 10 v2 

W:86 5/8" H:30 3/8" D:39 3/8"

kg m3 vol eco
BX 173 CM 189 0.779 3 BX 01019010310 CM 01019080310



INFO SHEET			
Foot	Table Top		
	BX	CM-S01	CM-S03
LF	0	0	

Technical Information

- table top in wood fibreboard with veneered oak or ceramic.
- extensions in wood fibreboard with ceramic or veneered
- structure in wood ash
- metal feet
- central opening with sincronize extensions
- extensions with levers
- opening systems with dampers
- leather pull handle to open extensions

Type of Top: 

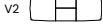
SLASH

Extension Dining Table

632023

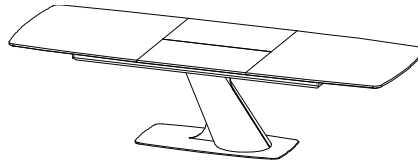
Extension Top Dining Table

Extension  Format

1 X 19 5/8" 10 

W:63" H:30 3/8" D:39 3/8"

kg m3 vol eco
 BX 182 CM 198 0.700 3 BX 01019010310 CM 01019080310




INFO SHEET			
Foot	Table Top		
	BX	CM-S01	CM-S03
LF	0	0	

632024


Extension Top Dining Table

Extension  Format

1 X 31 1/2" 10 

W:70 7/8" H:30 3/8" D:39 3/8"

kg m3 vol eco
 BX 190 CM 206 0.726 3 BX 01019010310 CM 01019080310




INFO SHEET			
Foot	Table Top		
	BX	CM-S01	CM-S03
LF	0	0	

632025


Extension Top Dining Table

Extension  Format

1 X 31 1/2" 12 

W:78 3/4" H:30 3/8" D:39 3/8"

kg m3 vol eco
 BX 194 CM 212 0.753 3 BX 01019010310 CM 01019080310




INFO SHEET			
Foot	Table Top		
	BX	CM-S01	CM-S03
LF	0	0	

632026


Extension Top Dining Table

Extension  Format

1 X 31 1/2" 12 

W:86 5/8" H:30 3/8" D:39 3/8"

kg m3 vol eco
 BX 199 CM 217 0.779 3 BX 01019010310 CM 01019080310



INFO SHEET			
Foot	Table Top		
	BX	CM-S01	CM-S03
LF	0	0	

Technical Information

- table top in wood fibreboard with veneered oak or ceramic.
- extensions in wood fibreboard with ceramic or veneered
- structure in wood ash
- metal feet
- central opening with sincronize extensions
- extensions with levers
- opening systems with dampers
- leather pull handle to open extensions

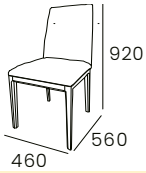
Type of Top: 

DINING CHAIRS

Chair

811280

Edge NEWPORT Chair



- Seat in Fabric
- Foot always in BX or BX-280/ BX-292 Finishes
- Fabric ref.Ascot +5%

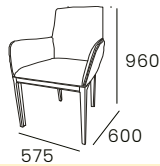
W:18 1/8" H:36 1/4" D:22"

kg m3 vol eco
7x2 (+23) 0,446 1(2un) 09001010010

INFO SHEET	
Foot	
BX	0
BX-280/ BX-292	0

811281

Edge NEWPORT Armchair



- Seat in Fabric
- Foot always in BX or BX-280/ BX-292 Finishes
- Fabric ref.Ascot +5%

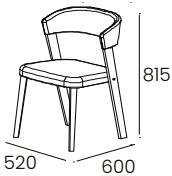
W:22 5/8" H:37 3/4" D:23 5/8"

kg m3 vol eco
10 (+26) 0,482 1 09001010010

INFO SHEET	
Foot	
BX	0
BX-280/ BX-292	0

811282

NEWPORT Chair



- Seat in Fabric
- Foot always in BX or BX-280/ BX-292 Finishes
- Fabric ref.Ascot +5%

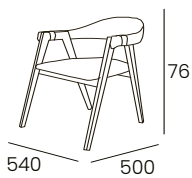
W:20 1/2" H:32" D:23 5/8"

kg m3 vol eco
10 (+24) 0,434 1 09001010010

INFO SHEET	
Foot	
BX	0
BX-280/ BX-292	0

811283

NEWPORT Chair 02



- Seat in Fabric
- Foot always in BX or BX-280/ BX-292 Finishes
- Fabric ref.Ascot +5%

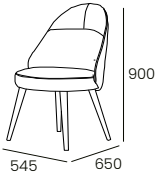
W:21 1/4" H:30" D:19 5/8"

kg m3 vol eco
10 (+24) 0,434 1 09001010010

INFO SHEET	
Foot	
BX	0
BX-280/ BX-292	0

881280

FIDJI Chair



- Fabric Seat
- Foot in LF or BX Finish
- Fabric ref. Ascot +5%

W:22 5/8" H:35 1/2" D:23 5/8"

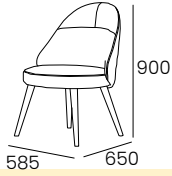
kg m3 vol eco
8x2 0,36 1(2un) 09001010010

INFO SHEET	
Foot	
BX or LF	0
BX-280/ BX-292	0

Chair

881210

FIDJI Chair



- Fabric Seat
- Foot in LF or BX Finish
- Fabric ref. Ascot +5%

W:23" H:35 1/2" D:25 5/8"

kg	m3	vol	eco
8x2	0,36	1(2un)	09001010010

INFO SHEET	
Foot	
BX or LF	0
BX-280/ BX-292	0

881299

FIDJI Chair



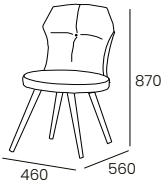
- Fabric ref. Ascot +5%
- Castors can be included if needed

W:18 1/2" H:24 7/8" D:20 1/2"

INFO SHEET	
Upholstered	
FABRIC	0

841280

SANTANA Chair



- Fabric Seat
- Foot in LF or BX Finish
- Fabric ref. Ascot +5%

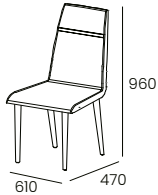
W:18 1/8" H:34 1/4" D:22"

kg	m3	vol	eco
8x2	0,36	1(2un)	09001010010

INFO SHEET	
Foot	
BX or LF	0

831280

TAIGA Chair



- Fabric Seat
- Foot in BX or LF Finish
- Fabric ref. Ascot +5%

W:24" H:37 3/4" D:18 1/2"

kg	m3	vol	eco
8x2	0,36	1(2un)	09001010010

INFO SHEET	
Foot	
BX or LF	0

711280

WIND Chair



- Fabric Seat
- Wooden Foot in BX or LF Finish
- Fabric ref. Ascot +5%

W:16 1/2" H:35 7/8" D:17 3/4"

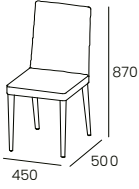
kg	m3	vol	eco
10x2	0,467	2	09001010010

INFO SHEET	
Foot	
BX	0
LF	0

CARAT•IRIS•BRISTOL•WEMBLEY

Chair

771280



CARAT Chair

- Completely Upholstered Chair
- Fabric ref.Ascot +5%

W:17 3/4" H:34 1/4" D:19 5/8"

kg	m3	vol	eco
6x2	0,23	2	0900100010

INFO SHEET	
Fabric or Faux Leather	
	0

621280



IRIS Chair

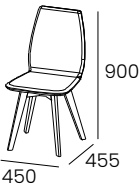
- Fabric Seat
- Foot in LF Finish
- Fabric ref.Ascot +5%

W:18" H:36" D:21"

kg	m3	vol	eco
6 x 2	0,300	2	09001010010

INFO SHEET	
Fabric	
LF	0

801280



BRISTOL Chair

- Fabric Seat
- Wooden Foot in BX or LF Finish, except LF-018.
- Fabric ref.Ascot +5%

W:17 3/4" H:35 1/2" D:18"

kg	m3	vol	eco
6x2	0,238	2	09001010010

INFO SHEET	
Fabric	
BX or LF	0

851280



WEMBLEY Chair

- Fabric Seat
- Wooden Foot in BX or LF Finish, except LF-018.
- Fabric ref.Ascot +5%

W:17 3/4" H:35 1/2" D:21 5/8"

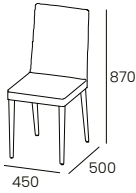
kg	m3	vol	eco
6x2	0,23	2	09001010010

INFO SHEET	
Foot	
BX or LF	0

MIRAGE•PRADO•PUZZLE•RIO•SERRA

Chair

861280



MIRAGE Chair

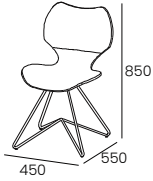
- Completely Upholstered Chair
- Fabric ref.Ascot +5%

W:17 3/4" H:34 1/2" D:19 5/8"

kg	m3	vol	eco
6x2	0,23	2	0900100010

INFO SHEET	
Fabric or Faux Leather	
	0

639919



PRADO Chair

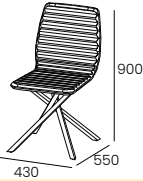
- Fabric Seat
- Foot in LF Finish, except LF-018.
- Fabric ref.Ascot +5%

W:17 3/4" H:33 1/2" D:21 5/8"

kg	m3	vol	eco
7 X 2	0.380	2	09001010010

INFO SHEET	
Foot	
LF	0

639917



PUZZLE Chair

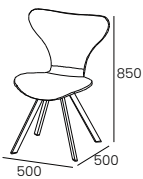
- Fabric Seat
- Foot in LF Finish, except LF-018.
- Fabric ref.Ascot +5%

W:17" H:35 1/2" D:21 5/8"

kg	m3	vol	eco
9 X 2	0.380	2	09001010010

INFO SHEET	
Foot	
LF	0

639912



RIO Chair

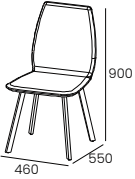
- Fabric Seat
- Foot in LF Finish, except LF-018.
- Fabric ref.Ascot +5%

W:19 5/8" H:33 1/2" D:19 5/8"

kg	m3	vol	eco
6 X 2	0.380	2	09001010010

INFO SHEET	
Foot	
LF	0

639913



SERRA Chair

- Fabric Seat
- Foot in LF Finish, except LF-018.
- Fabric ref.Ascot +5%

W:18 1/8" H:35 1/2" D:21 5/8"

kg	m3	vol	eco
6 X 2	0.380	2	09001010010

INFO SHEET	
Foot	
LF	0

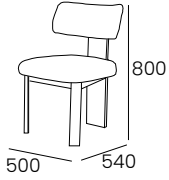
Technical Information

- feet in metal;
- seat and backrest in fabric;
- the density of the polyester foam is 30 kg/m3;

KYOTO•AKIRA

Chair

961280



KYOTO Chair

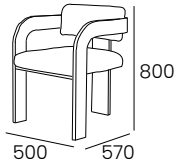
- Fabric Seat
- Foot BX Finish, with Metal Accent in Polished Chrome or Brass

W:19 5/8" H:31 1/2" D:21 1/4"

kg m3 vol eco

INFO SHEET				
Foot	Fabric			
	TC-S01	TC-S02	TC-S03	TC-S04
BX	0	0	0	0
BX-280/ BX-292	0	0	0	0
UPCHARGE FOR METAL ACCENT ON BACK				0

961281



KYOTO Arm Chair

- Fabric Seat
- Foot BX Finish, with Metal Accent in Polished Chrome or Brass

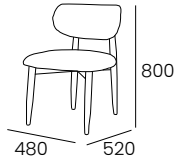
W:19 5/8" H:31 1/2" D:22 1/2"

kg m3 vol eco

Arm height: 28 1/4"

INFO SHEET				
Foot	Fabric			
	TC-S01	TC-S02	TC-S03	TC-S04
BX	0	0	0	0
BX-280/ BX-292	0	0	0	0
UPCHARGE FOR METAL ACCENT ON BACK				0

961282



AKIRA Chair

- Fabric Seat
- Foot BX Finish
- Optional Metal Sabot (see upcharge)

W:18 7/8" H:31 1/2" D:19 1/4"

kg m3 vol eco
6 X 2 0.380 2 09001010010

INFO SHEET				
Foot	Fabric			
	TC-S01	TC-S02	TC-S03	TC-S04
BX	0	0	0	0
BX-280/ BX-292	0	0	0	0
UPCHARGE FOR METAL SABOTS				0

UPHOLSTERY

MODULES

821101

Fidji Arm Chair

Dimensions

Format

W 36 1/4"


H 26 3/8"

D 31 1/2"



mt3

5.00



INFO SHEET				
Foot	Fabric			
	TC-S01	TC-S02	TC-S03	TC-S04
LF	0	0	0	0

821102

Armless Chair

Dimensions

Format

W 35 1/2"

H 36 1/4"

D 35 1/2"

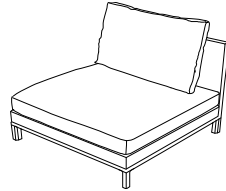


mt1

mt2

1.20

2.20



INFO SHEET				
Foot	Fabric			
	TC-S01	TC-S02	TC-S03	TC-S04
BX	0	0	0	0
BX-280/ BX-292	0	0	0	0

821103

Arm Chair

Dimensions

Format

W 35 1/2"

H 36 1/4"

D 35 1/2"




mt1

mt2

3.00

2.20



INFO SHEET				
Foot	Fabric			
	TC-S01	TC-S02	TC-S03	TC-S04
BX	0	0	0	0
BX-280/ BX-292	0	0	0	0

821104

Armless Loveseat

Dimensions

Format

W 70 7/8"

H 36 1/4"

D 35 1/2"




mt1

mt2

2.40

4.40



INFO SHEET				
Foot	Fabric			
	TC-S01	TC-S02	TC-S03	TC-S04
BX	0	0	0	0
BX-280/ BX-292	0	0	0	0

821105

Loveseat

Dimensions

Format

W 70 7/8"

H 36 1/4"

D 35 1/2"




mt1

mt2

4.40

5.60



INFO SHEET				
Foot	Fabric			
	TC-S01	TC-S02	TC-S03	TC-S04
BX	0	0	0	0
BX-280/ BX-292	0	0	0	0

Technical Information

- MDF standard structure
- seat with 42KG HR foam
- back filling conforel T5
- foot in oak or solid walnut

Fabric Application Rules

- **mt1** (arm and exterior back)
- **mt2** (base, seat and interior back)
- **mt3** (module total metreage)
- metreage/values only provide option for two fabrics

MODULES

821106

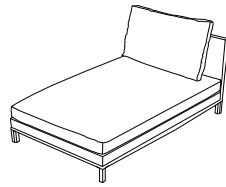
Armless Chaise

Dimensions

W	35 1/2"
H	36 1/4"
D	51 1/4"

Format

mt1	mt2
-----	-----



INFO SHEET

Foot	Fabric			
	TC-S01	TC-S02	TC-S03	TC-S04
BX	0	0	0	0
BX-280/ BX-292	0	0	0	0

821108


Left Side Corner

Dimensions

W	35 1/2"
H	36 1/4"
D	35 1/2"

Format

mt1	mt2
-----	-----



INFO SHEET

Foot	Fabric			
	TC-S01	TC-S02	TC-S03	TC-S04
BX	0	0	0	0
BX-280/ BX-292	0	0	0	0

821109


Right Side Corner

Dimensions

W	35 1/2"
H	36 1/4"
D	35 1/2"

Format

mt1	mt2
-----	-----



INFO SHEET

Foot	Fabric			
	TC-S01	TC-S02	TC-S03	TC-S04
BX	0	0	0	0
BX-280/ BX-292	0	0	0	0

821115


One Arm Chair

Dimensions

W	35 1/2"
H	36 1/4"
D	35 1/2"

Format

mt1	mt2
-----	-----



INFO SHEET

Foot	Fabric			
	TC-S01	TC-S02	TC-S03	TC-S04
BX	0	0	0	0
BX-280/ BX-292	0	0	0	0

821100

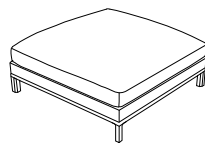
Ottoman

Dimensions

W	35 1/2"
H	16 1/8"
D	35 1/2"

Format

mt2



INFO SHEET

Foot	Fabric			
	TC-S01	TC-S02	TC-S03	TC-S04
BX	0	0	0	0
BX-280/ BX-292	0	0	0	0

Technical Information

- MDF standard structure
- seat with 42KG HR foam
- back filling conforel T5
- foot in oak or solid walnut

Fabric Application Rules

- **mt1** (arm and exterior back)
- **mt2** (base, seat and interior back)
- **mt3** (module total metreage)
- metreage/values only provide option for two fabrics

MODULES

821112

Ottoman

Dimensions

Format

W 19 5/8"


H 19 5/8"

D 19 5/8"



mt2

0.80



INFO SHEET				
Foot	Fabric			
	TC-S01	TC-S02	TC-S03	TC-S04
BX-280/ BX-292	0	0	0	0

821114

Ottoman

Dimensions

Format

W 19 5/8"

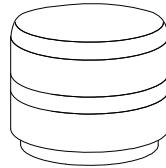
H 19 5/8"

D 19 5/8"



mt2

1.20



INFO SHEET		
Fabric		
TC-S02	TC-S03	TC-S04
0	0	0

821113

Bench

Dimensions

Format

W 47 1/4"


H 19 5/8"

D 19 5/8"



mt2

1.40



INFO SHEET				
Foot	Fabric			
	TC-S01	TC-S02	TC-S03	TC-S04
BX-280/ BX-292	0	0	0	0

821110

Ottoman

Dimensions

Format

W 25 5/8"

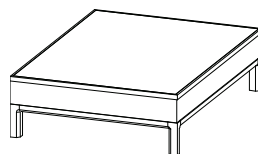
H 10 1/4"

D 34 1/4"



mt2

0.60



INFO SHEET				
Foot	Fabric			
	TC-S01	TC-S02	TC-S03	TC-S04
BX	0	0	0	0
BX-280/ BX-292	0	0	0	0

821111

Ottoman w/ Drawer

Dimensions

Format

W 25 5/8"

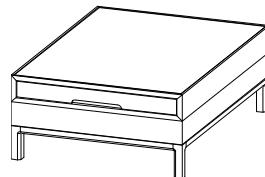
H 13 3/4"

D 34 1/4"



mt2

0.60



INFO SHEET				
Foot	Fabric			
	TC-S01	TC-S02	TC-S03	TC-S04
BX	0	0	0	0
BX-280/ BX-292	0	0	0	0

Technical Information

- MDF standard structure
- seat with 42KG HR foam
- back filling conforel T5
- foot in oak or solid walnut

Fabric Application Rules

- **mt1** (arm and exterior back)
- **mt2** (base, seat and interior back)
- **mt3** (module total metrage)
- metrage/values only provide option for two fabrics

MODULES

821190

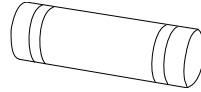
Lumbar Pillow

INFO SHEET		
Fabric		
TC-S02	TC-S03	TC-S04
0	0	0

Dimensions

Format

W 19 5/8"
H 6 1/4"
D 6 1/4"



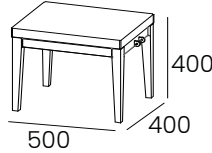
961283

Stool x01

INFO SHEET				
Foot	Fabric			
	TC-S01	TC-S02	TC-S03	TC-S04
BX	0	0	0	0
BX-280/ BX-292	0	0	0	0

Dimensions

W 19 5/8"
H 15 3/4"
D 15 3/4"



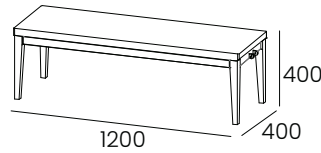
961284

Stool x02

INFO SHEET				
Foot	Fabric			
	TC-S01	TC-S02	TC-S03	TC-S04
BX	0	0	0	0
BX-280/ BX-292	0	0	0	0

Dimensions

W 47 1/4"
H 15 3/4"
D 15 3/4"



Technical Information

- MDF standard structure
- seat with 42KG HR foam
- back filling conforel T5
- foot in oak or solid walnut

Fabric Application Rules

- **mt1** (arm and exterior back)
- **mt2** (base, seat and interior back)
- **mt3** (module total metrage)
- metrage/values only provide option for two fabrics

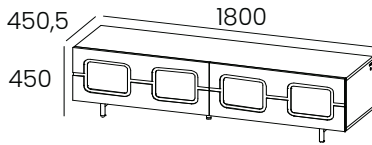
TV UNITS

KYOTO

TV Unit

961403

TV Unit x01 2DD



- 2 Drop-Lid Doors
- Fronts available in Wood Rattan/ Clear Glass, Grey Glass or Bronze Glass (TC-S01)/ Faux Rattan Fabric (TC-S02) / Fabric (TC) Finish
- Fronts Frame are always in BX/LM or BX-280/ BX-292 Finish w/LM Pinstripe Accents
- Feet in Metal always LF
- Interior LEDs (optional)

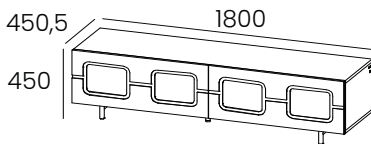
W:70 7/8" H:17 3/4" D:17 3/4"

kg m3 voi eco

INFO SHEET				
Case	Fronts			
BX/LM	BX/LM	RATTAN	0	Interior 961911
		TC-S01/ GLASS	0	
		TC-S02	0	
		TC-S03	0	
	BX-280/ BX-292	TC-S04	0	
		RATTAN	0	
		TC-S01/ GLASS	0	
		TC-S02	0	
BX/LM	LM	TC-S03	0	0
		TC-S04	0	
		RATTAN	0	
		TC-S01/ GLASS	0	
	BX-280/ BX-292	TC-S02	0	
		TC-S03	0	
		TC-S04	0	
		TC-S04	0	

961404

TV Unit x01 2D



- 2 Drawers
- Fronts available in Wood Rattan/ Clear Glass, Grey Glass or Bronze Glass (TC-S01)/ Faux Rattan Fabric (TC-S02)/ Fabric (TC) Finish
- Fronts are always in BX or BX-280/ BX-292 Finish
- Feet in Metal always LF
- Interior LEDs (optional)

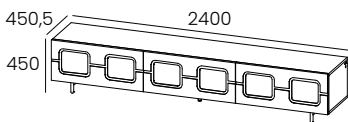
W:70 7/8" H:17 3/4" D:17 3/4"

kg m3 voi eco

INFO SHEET				
Case	Fronts			
BX/LM	BX/LM	RATTAN	0	Interior 961911
		TC-S01/ GLASS	0	
		TC-S02	0	
		TC-S03	0	
	BX-280/ BX-292	TC-S04	0	
		RATTAN	0	
		TC-S01/ GLASS	0	
		TC-S02	0	
BX-280/ BX-292	LM	TC-S03	0	0
		TC-S04	0	
		RATTAN	0	
		TC-S01/ GLASS	0	
	BX-280/ BX-292	TC-S02	0	
		TC-S03	0	
		TC-S04	0	
		TC-S04	0	

961401

TV Unit x01 3DD



- 3 Drop-Lid Doors
- Fronts available in Wood Rattan/ Clear Glass, Grey Glass or Bronze Glass (TC-S01)/ Faux Rattan Fabric (TC-S02)/ Fabric (TC) Finish
- Fronts Frame are always in BX/LM or BX-280/ BX-292 Finish w/ LM Pinstripe Accents
- Feet in Metal always LF
- Interior LEDs (optional)

W:94 1/2" H:17 3/4" D:17 3/4"

kg m3 voi eco

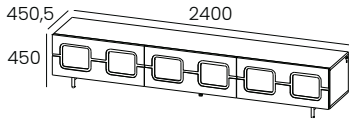
INFO SHEET				
Case	Fronts			
BX/LM	BX/LM	RATTAN	0	Interior 961910
		TC-S01/ GLASS	0	
		TC-S02	0	
		TC-S03	0	
	BX-280/ BX-292	TC-S04	0	
		RATTAN	0	
		TC-S01/ GLASS	0	
		TC-S02	0	
BX/LM	LM	TC-S03	0	0
		TC-S04	0	
		RATTAN	0	
		TC-S01/ GLASS	0	
	BX-280/ BX-292	TC-S02	0	
		TC-S03	0	
		TC-S04	0	
		TC-S04	0	

KYOTO

TV Unit

961402


TV Unit x01 3D



- 3 Drawers
- Fronts available in Wood Rattan/ Clear Glass, Grey Glass or Bronze Glass (TC-S01)/ Faux Rattan Fabric (TC-S02)/ Fabric (TC) Finish
- Fronts are always in BX or BX-280/ BX-292 Finish
- Feet in Metal always LF
- Interior LEDs (optional)

W:94 1/2" H:17 3/4" D:17 3/4"

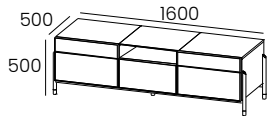
kg m³ vol eco

INFO SHEET				
Case	Fronts			
BX/LM	BX/LM	RATTAN	0	 Interior 961910
		TC-S01/ GLASS	0	
		TC-S02	0	
		TC-S03	0	
	BX-280/ BX-292	TC-S04	0	
		RATTAN	0	
		TC-S01/ GLASS	0	
		TC-S02	0	
BX-280/ BX-292	LM	TC-S03	0	0
		TC-S04	0	
		RATTAN	0	
		TC-S01/ GLASS	0	
	BX-280/ BX-292	TC-S02	0	
		TC-S03	0	
		TC-S04	0	
			0	

TV Unit

811402


TV Unit 1DD+1D+1N+1DD



W:63" H:19 5/8" D:19 5/8"

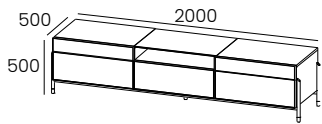
kg	m3	vol	eco
124	0,698	1	01017010300

- Top in Glass Finish (Clear, Gray or Bronze) and LM, BX or BX-280/ BX-292
- 1 Drop-Down Door, 1 Drawer, 1 Niche and 1 Drop-Down Door
- Metal Foot always in LF and Brass Finish
- Metal Frame in LF Finish
- Bottom Drawer Fronts in LM, BX or BX-280/ BX-292, CM or Wood Rattan Finish
- Upper Drawer Fronts in LM, BX or BX-280/ BX-292
- LEDs on the Niche (optional)

INFO SHEET			
Case	Fronts		 Niche 811903
BX/LM	BX/LM+CM-S01	0	
	BX/LM+CM-S03		
	BX/LM+CM-S04	0	
	BX/LM+RATTAN	0	

811401


TV Unit 1DD+1D+1N+1DD



W:78 3/4" H:19 5/8" D:19 5/8"

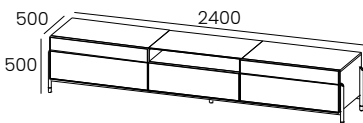
kg	m3	vol	eco
148	0,858	1	01017010300

- Top in Glass Finish (Clear, Gray or Bronze) and LM, BX or BX-280/ BX-292
- 1 Drop-Down Door, 1 Drawer, 1 Niche and 1 Drop-Down Door
- Metal Foot always in LF and Brass Finish
- Metal Frame in LF Finish
- Bottom Drawer Fronts in LM, BX or BX-280/ BX-292, CM or Wood Rattan Finish
- Upper Drawer Fronts in LM, BX or BX-280/ BX-292
- LEDs on the Niche (optional)

INFO SHEET			
Case	Fronts		 Niche 811904
BX/LM	BX/LM+CM-S01	0	
	BX/LM+CM-S03		
	BX/LM+CM-S04	0	
	BX/LM+RATTAN	0	

811403


TV Unit 1DD+1D+1N+1DD



W:94 1/2" H:19 5/8" D:19 5/8"

kg	m3	vol	eco
170	1,019	1	01017010310

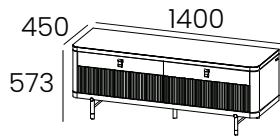
- Top in Glass Finish (Clear, Gray or Bronze) and LM, BX or BX-280/ BX-292
- 1 Drop-Down Door, 1 Drawer, 1 Niche and 1 Drop-Down Door
- Metal Foot always in LF and Brass Finish
- Metal Frame in LF Finish
- Bottom Drawer Fronts in LM, BX or BX-280/ BX-292, CM or Wood Rattan Finish
- Upper Drawer Fronts in LM, BX or BX-280/ BX-292
- LEDs on the Niche (optional)

INFO SHEET			
Case	Fronts		 Niche 811905
BX/LM	BX/LM+CM-S01	0	
	BX/LM+CM-S03		
	BX/LM+CM-S04	0	
	BX/LM+RATTAN	0	

TV Unit

881401

TV Unit 01 2D



- 2 Drawers
- Foot in Metal always in LF and Brass Finish
- Handles Noir PX-001 or Brown PX-002.
- Top in Ceramic (optional).

W:55 1/8" H:22 1/2" D:17 3/4"

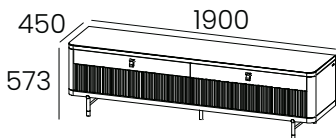
kg	m3	vol	eco
72	0,374	2	01017010290

INFO SHEET		
Case & Fronts	Slatted	
BX/LM	BX/LM	0
	BX-280/ BX-292	0
BX-280/ BX-292	LM	0
	BX-280/ BX-292	0

Top - 881804		
CM - S01	0	
CM - S03		

881402

TV Unit 01 2D



- 2 Drawers
- Foot in Metal always in LF and Brass Finish
- Handles Noir PX-001 or Brown PX-002.
- Top in Ceramic (optional).

W:74 7/8" H:22 1/2" D:17 3/4"

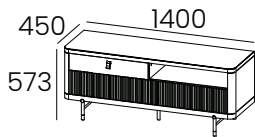
kg	m3	vol	eco
95	0,489	2	01017010290

INFO SHEET		
Case & Fronts	Slatted	
BX/LM	BX/LM	0
	BX-280/ BX-292	0
BX-280/ BX-292	LM	0
	BX-280/ BX-292	0

Top - 881805		
CM - S01	0	
CM - S03		

881403


TV Unit 02 2D+1N



- 2 Drawers and Niche
- Foot in Metal always in LF and Brass Finish
- Handles Noir PX-001 or Brown PX-002.
- Top in Ceramic (optional)
- LEDs in Niche (optional).

W:55 1/8" H:22 1/2" D:17 3/4"

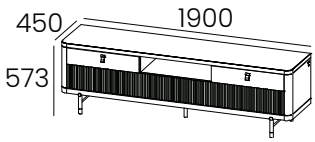
kg	m3	vol	eco
71	0,374	2	01017010290

INFO SHEET				
Case & Fronts	Slatted		 Niche 881909	
BX/LM	BX/LM	0		0
	BX-280/ BX-292	0		
BX-280/ BX-292	LM	0		
	BX-280/ BX-292	0		
Top - 881804				
CM-S01	0	0	0	
CM-S03				

TV Unit

881404


TV Unit 02 3D+1N



W:74 7/8" H:22 1/2" D:17 3/4"

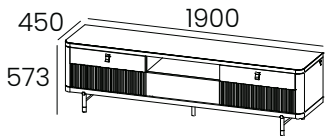
kg	m3	vol	eco
88	0,489	2	01017010290

- 3 Drawers and Niche
- Foot in Metal always in LF and Brass Finish
- Handles Noir PX-001 or Brown PX-002.
- Top in Ceramic (optional)
- LEDs in Niche (optional).

INFO SHEET			
Case & Fronts	Slatted		
BX/LM	BX/LM	0	 Niche 881910
	BX-280/ BX-292	0	
BX-280/ BX-292	LM	0	
	BX-280/ BX-292	0	
Top - 881805			0
CM-S01		0	
CM-S03		0	

881405


TV Unit 02 3D+1N



W:74 7/8" H:22 1/2" D:17 3/4"

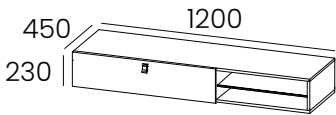
kg	m3	vol	eco
86	0,489	2	01017010290

- 3 Drawers and Niche
- Foot in Metal always in LF and Brass Finish
- Handles Noir PX-001 or Brown PX-002.
- Top in Ceramic (optional)
- LEDs in Niche (optional).

INFO SHEET			
Case & Fronts	Slatted		
BX/LM	BX/LM	0	 Niche 881910
	BX-280/ BX-292	0	
BX-280/ BX-292	LM	0	
	BX-280/ BX-292	0	
Top - 881805			0
CM-S01		0	
CM-S03		0	

881406


TV Unit 03 Left 1D+1N



W:47 1/4" H:9" D:17 3/4"

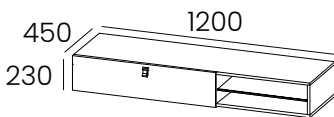
kg	m3	vol	eco
31	0,140	1	01017010270

- 1 Drawer and 1 Niche
- For Wall Mounting
- Handles Noir PX-001 or Brown PX-002.
- LEDs in Niche (optional)

INFO SHEET			
Case	Front		
BX/LM	BX/LM	0	 Niche 881912
	BX-280/ BX-292	0	
BX-280/ BX-292	LM	0	0
	BX-280/ BX-292	0	

881407


TV Unit 03 Left 1DD+1N



W:47 1/4" H:9" D:17 3/4"

kg	m3	vol	eco
28	0,140	1	01017010260

- 1 Drop Down Door and 1 Niche
- For Wall Mounting
- Handles Noir PX-001 or Brown PX-002.
- LEDs in Niche (optional).

INFO SHEET			
Case	Front		
BX/LM	BX/LM	0	 Niche 881912
	BX-280/ BX-292	0	
BX-280/ BX-292	LM	0	0
	BX-280/ BX-292	0	

TV Unit

881420

W:47 1/4" H:9" D:13 3/4"

kg	m3	vol	eco
31	0,140	1	01017010270

TV Unit 03 Right 1D+1N

- 1 Drawer and 1 Niche
- For Wall Mounting
- Handles Noir PX-001 or Brown PX-002.
- LEDs in Niche (optional)

INFO SHEET			
Case	Front		Niche 881912
BX/LM	BX/LM	0	
	BX-280/ BX-292	0	
BX-280/ BX-292	LM	0	
	BX-280/ BX-292	0	

881421

W:47 1/4" H:9" D:13 3/4"

kg	m3	vol	eco
28	0,140	1	01017010260

TV Unit 03 Right 1DD+1N

- 1 Drop Down Door and 1 Niche
- For Wall Mounting
- Handles Noir PX-001 or Brown PX-002.
- LEDs in Niche (optional).

INFO SHEET			
Case	Front		Niche 881912
BX/LM	BX/LM	0	
	BX-280/ BX-292	0	
BX-280/ BX-292	LM	0	
	BX-280/ BX-292	0	

881408

W:47 1/4" H:9" D:17 3/4"

kg	m3	vol	eco
31	0,140	1	01017010270

TV Unit 03 2D

- 2 Drawers
- For Wall Mounting
- Handles Noir PX-001 or Brown PX-002

INFO SHEET			
Case	Fronts		Niche 881912
BX/LM	BX/LM	0	
	BX-280/ BX-292	0	
BX-280/ BX-292	LM	0	
	BX-280/ BX-292	0	

881409

W:47 1/4" H:9" D:17 3/4"

kg	m3	vol	eco
25	0,140	1	01017010260

TV Unit 03 2DD

- 2 Drop Down Doors
- For Wall Mounting
- Handles Noir PX-001 or Brown PX-002.

INFO SHEET			
Case	Fronts		Niche 881912
BX/LM	BX/LM	0	
	BX-280/ BX-292	0	
BX-280/ BX-292	LM	0	
	BX-280/ BX-292	0	

881410

W:59" H:9" D:17 3/4"

kg	m3	vol	eco
36	0,174	1	01017010270

TV Unit 03 Left 1D+1N

- 1 Drawer and 1 Niche
- For Wall Mounting
- Handles Noir PX-001 or Brown PX-002.
- LEDs in Niche (optional).

INFO SHEET			
Case	Fronts		Niche 881912
BX/LM	BX/LM	0	
	BX-280/ BX-292	0	
BX-280/ BX-292	LM	0	
	BX-280/ BX-292	0	

881411

W:59" H:9" D:17 3/4"

kg	m3	vol	eco
33	0,174	1	01017010270

TV Unit 03 Left 1DD+1N

- 1 Drop Down Door and 1 Niche
- For Wall Mounting
- Handles Noir PX-001 or Brown PX-002.
- LEDs in Niche (optional).

INFO SHEET			
Case	Fronts		Niche 881912
BX/LM	BX/LM	0	
	BX-280/ BX-292	0	
BX-280/ BX-292	LM	0	
	BX-280/ BX-292	0	

TV Unit

881422

W:59" H:9" D:13 3/4"

kg	m3	vol	eco
36	0,174	1	01017010270

TV Unit 03 Right 1D+1N

- 1 Drawer and 1 Niche
- For Wall Mounting
- Handles Noir PX-001 or Brown PX-002.
- LEDs in Niche (optional).

INFO SHEET		
Case	Fronts	
BX/LM	BX/LM	0
	BX-280/ BX-292	0
BX-280/ BX-292	LM	0
	BX-280/ BX-292	0

Niche
881912
0

881423

W:59" H:9" D:13 3/4"

kg	m3	vol	eco
33	0,174	1	01017010270

TV Unit 03 Right 1DD+1N

- 1 Drop Down Door and 1 Niche
- For Wall Mounting
- Handles Noir PX-001 or Brown PX-002.
- LEDs in Niche (optional).

INFO SHEET		
Case	Fronts	
BX/LM	BX/LM	0
	BX-280/ BX-292	0
BX-280/ BX-292	LM	0
	BX-280/ BX-292	0

Niche
881912
0

881412

W:59" H:9" D:17 3/4"

kg	m3	vol	eco
37	0,174	1	01017010270

TV Unit 03 Right 2D

- 2 Drawers
- For Wall Mounting
- Handles Noir PX-001 or Brown PX-002

INFO SHEET		
Case	Fronts	
BX/LM	BX/LM	0
	BX-280/ BX-292	0
BX-280/ BX-292	LM	0
	BX-280/ BX-292	0

881413

W:59" H:9" D:17 3/4"

kg	m3	vol	eco
30	0,174	1	01017010270

TV Unit 03 Right 2DD

- 2 Drop Down Doors
- For Wall Mounting
- Handles Noir PX-001 or Brown PX-002

INFO SHEET		
Case	Fronts	
BX/LM	BX/LM	0
	BX-280/ BX-292	0
BX-280/ BX-292	LM	0
	BX-280/ BX-292	0

881424

W:59" H:9" D:17 3/4"

kg	m3	vol	eco
37	0,174	1	01017010270

TV Unit 03 Left 2D

- 2 Drawers
- For Wall Mounting
- Handles Noir PX-001 or Brown PX-002

INFO SHEET		
Case	Fronts	
BX/LM	BX/LM	0
	BX-280/ BX-292	0
BX-280/ BX-292	LM	0
	BX-280/ BX-292	0

881425

W:59" H:9" D:17 3/4"

kg	m3	vol	eco
30	0,174	1	01017010270

TV Unit 03 Left 2DD

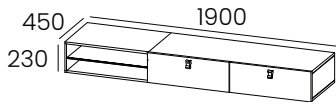
- 2 Drop Down Doors
- For Wall Mounting
- Handles Noir PX-001 or Brown PX-002

INFO SHEET		
Case	Fronts	
BX/LM	BX/LM	0
	BX-280/ BX-292	0
BX-280/ BX-292	LM	0
	BX-280/ BX-292	0

TV Unit

881414

TV Unit 03 2D+1N



- 2 Drawers and 1 Niche
- For Wall Mounting
- Handles Noir PX-001 or Brown PX-002.
- LEDs in Niche (optional)

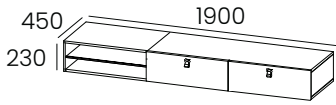
W:74 7/8" H:9" D:17 3/4"

kg	m3	vol	eco
37	0,174	1	01017010270

INFO SHEET			
Case	Fronts		Niche 881912
BX/LM	BX/LM	0	
	BX-280/ BX-292	0	
BX-280/ BX-292	LM	0	0
	BX-280/ BX-292	0	

881415

TV Unit 03 2DD+1N



- 2 Drop Down Doors and 1 Niche
- For Wall Mounting
- Handles Noir PX-001 or Brown PX-002.
- LEDs in Niche (optional)

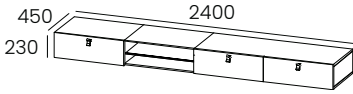
W:74 7/8" H:9" D:17 3/4"

kg	m3	vol	eco
30	0,174	1	01017010270

INFO SHEET			
Case	Fronts		Niche 881912
BX/LM	BX/LM	0	
	BX-280/ BX-292	0	
BX-280/ BX-292	LM	0	0
	BX-280/ BX-292	0	

881416

TV Unit 03 3D+1N



- 3 Drawers and 1 Niche
- For Wall Mounting
- Handles Noir PX-001 or Brown PX-002.
- LEDs in Niche (optional)

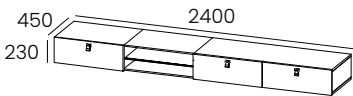
W:94 1/2" H:9" D:17 3/4"

kg	m3	vol	eco
56	0,274	1	01017010280

INFO SHEET			
Case	Fronts		Niche 881912
BX/LM	BX/LM	0	
	BX-280/ BX-292	0	
BX-280/ BX-292	LM	0	0
	BX-280/ BX-292	0	

881417

TV Unit 03 3DD+1N



- 3 Drop Down Doors and 1 Niche
- For Wall Mounting
- Handles Noir PX-001 or Brown PX-002.
- LEDs in Niche (optional)


W:94 1/2" H:9" D:17 3/4"

kg	m3	vol	eco
42	0,274	1	01017010280

INFO SHEET			
Case	Fronts		Niche 881912
BX/LM	BX/LM	0	
	BX-280/ BX-292	0	
BX-280/ BX-292	LM	0	0
	BX-280/ BX-292	0	

TV Unit

881430




Slatted Panel

- Slatted in BX or LM Finish
- Fixed to the wall

INFO SHEET	
Slatted Panel	Per M2
BX/LM	0
BX-280/ BX-292	

881431

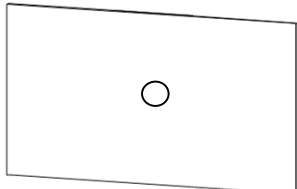


Flat Panel

- Plain Panel in BX or LM Finish
- Fixed to the wall


INFO SHEET	
Flat Panel	Per M2
BX/LM	0
BX-280/ BX-292	

881429



TV Center Panel

- Plain Panel in BX or LM Finish
- Fixed to the wall
- LEDs on Back (optional)

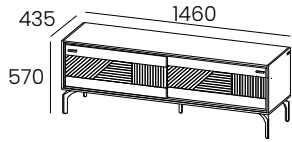
INFO SHEET		
Center Panel	Per M2	
BX/LM / BX-280/ BX-292	0	 Interior 841910
		0

SANTANA

TV Unit

841406


TV Unit 01 2SD



- 2 sliding Doors
- Metal Foot and Handle always in LF Finish
- Interior LEDs (optional)

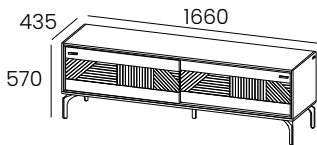
W:57 1/2" H:22 1/2" D:17 1/8"

kg	m3	vol	eco
47	0,376	3	01017010280

INFO SHEET		
Case + Fronts		 Interior 841910 0
BX/LM + BX/LM	0	

841401


TV Unit 01 2SD



- 2 sliding Doors
- Metal Foot and Handle always in LF Finish
- Interior LEDs (optional)

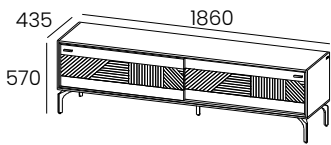
W:65 3/8" H:22 1/2" D:17 1/8"

kg	m3	vol	eco
52	0,422	3	01017010280

INFO SHEET		
Case + Fronts		 Interior 841911 0
BX/LM + BX/LM	0	

841403


TV Unit 01 2SD



- 2 sliding Doors
- Metal Foot and Handle always in LF Finish
- Interior LEDs (optional)

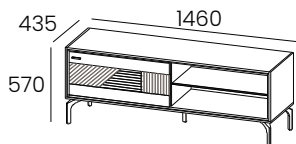
W:73 1/4" H:22 1/2" D:17 1/8"

kg	m3	vol	eco
61	0,468	3	01017010290

INFO SHEET		
Case + Fronts		 Interior 841912 0
BX/LM + BX/LM	0	

841405


TV Unit 02 1SD + 1N



- 1 sliding Door and 1 Niche
- Metal Foot and Handle always in LF Finish
- Niche LEDs (optional)

W:57 1/2" H:22 1/2" D:17 1/8"

kg	m3	vol	eco
46	0,339	2	01017010280

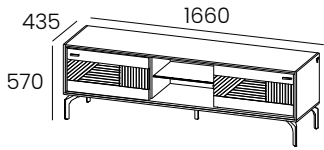
INFO SHEET		
Case + Fronts		 Niche 841913 0
BX/LM + BX/LM	0	

SANTANA

TV Unit

841404


TV Unit 02 2SD + 1N



- 2 sliding Doors and 1 Niche
- Metal Foot and Handle always in LF Finish
- Niche LEDs (optional)

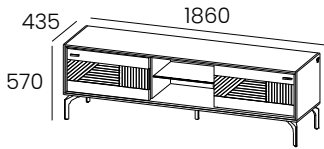
W:65 3/8" H:22 1/2" D:17 1/8"

kg	m3	vol	eco
53	0,411	3	01017010280

INFO SHEET		
Case + Fronts		 Niche 841914 0
BX/LM + BX/LM	0	

841402


TV Unit 02 2SD + 1N



- 2 sliding Doors and 1 Niche
- Metal Foot and Handle always in LF Finish
- Niche LEDs (optional)

W:73 1/4" H:22 1/2" D:17 1/8"

kg	m3	vol	eco
58	0,456	3	01017010280

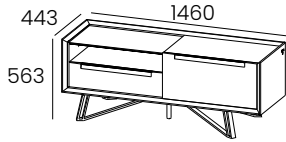
INFO SHEET		
Case + Fronts		 Niche 841915 0
BX/LM + BX/LM	0	

TAIGA

TV Unit

831409


TV Unit 01 Right 1N+1D+1D



- Top in LM or BX Finish and Glass
- 1 Niche and 2 Drawers
- Metal Foot and Handle always in LF Finish
- Niche LEDs (optional)

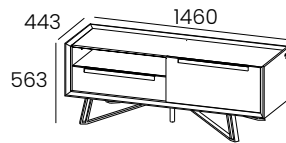
W:57 1/2" H:22 1/8" D:17 1/2"

kg	m3	vol	eco
78	0,514	2	01017010290

INFO SHEET			
Case	Fronts		 Niche 831909
LM	BX/LM	0	
	LB	0	

831410


TV Unit 01 Right 1N+1D+1D



- Top in LM or BX Finish
- 1 Niche and 2 Drawers
- Metal Foot and Handle always in LF Finish
- Niche LEDs (optional)

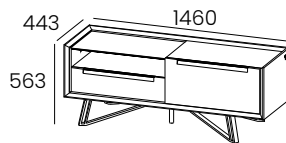
W:57 1/2" H:22 1/8" D:17 1/2"

kg	m3	vol	eco
76	0,514	2	01017010290

INFO SHEET			
Case	Fronts		 Niche 831909
LM/BX	BX/LM	0	
	LB	0	

831411


TV Unit 01 Right 1N+1D+1DD



- Top in LM or BX Finish and Glass
- 1 Niche , 1 Drawer and 1 Drop Down Door
- Metal Foot and Handle always in LF Finish
- Niche LEDs (optional)

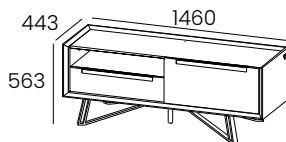
W:57 1/2" H:22 1/8" D:17 1/2"

kg	m3	vol	eco
71	0,514	2	01017010290

INFO SHEET			
Case	Fronts		 Niche 831909
LM/BX	BX/LM	0	
	LB	0	

831412


TV Unit 01 Right 1N+1D+1DD



- Top in LM or BX Finish
- 1 Niche , 1 Drawer and 1 Drop Down Door
- Metal Foot and Handle always in LF Finish
- Niche LEDs (optional)

W:57 1/2" H:22 1/8" D:17 1/2"

kg	m3	vol	eco
69	0,514	2	01017010290

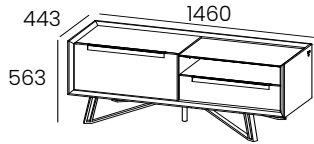
INFO SHEET			
Case	Fronts		 Niche 831909
LM/BX	BX/LM	0	
	LB	0	

TAIGA

TV Unit

831413


TV Unit 01 Left 1D+1D+1N



- Top in LM or BX Finish and Glass
- 2 Drawers and 1 Niche
- Metal Foot and Handle always in LF Finish
- Niche LEDs (optional)

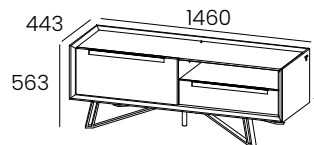
W:57 1/2" H:22 1/8" D:17 1/2"

kg	m3	vol	eco
78	0,514	2	01017010290

INFO SHEET			
Case	Fronts		 Niche 831909
LM	BX/LM	0	
	LB	0	

831414


TV Unit 01 Left 1D+1D+1N



- Top in LM or BX Finish
- 2 Drawers and 1 Niche
- Metal Foot and Handle always in LF Finish
- Niche LEDs (optional)

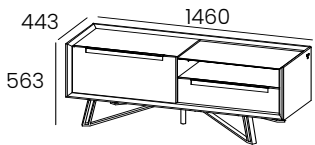
W:57 1/2" H:22 1/8" D:17 1/2"

kg	m3	vol	eco
76	0,514	2	01017010290

INFO SHEET			
Case	Fronts		 Niche 831909
LM	BX/LM	0	
	LB	0	

831415


TV Unit 01 Left 1DD+1D+1N



- Top in LM or BX Finish and Glass
- 1 Drop Down Door, 1 Drawer, and 1 Niche
- Metal Foot and Handle always in LF Finish
- Niche LEDs (optional)

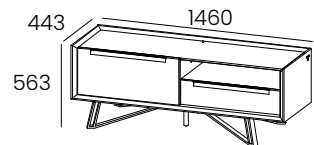
W:57 1/2" H:22 1/8" D:17 1/2"

kg	m3	vol	eco
71	0,514	2	01017010290

INFO SHEET			
Case	Fronts		 Niche 831909
LM	BX/LM	0	
	LB	0	

831416


TV Unit 01 Left 1DD+1D+1N



- Top in LM or BX Finish
- 1 Drop Down Door, 1 Drawer, and 1 Niche
- Metal Foot and Handle always in LF Finish
- Niche LEDs (optional)

W:57 1/2" H:22 1/8" D:17 1/2"

kg	m3	vol	eco
69	0,514	2	01017010290

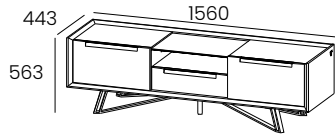
INFO SHEET			
Case	Fronts		 Niche 831909
LM	BX/LM	0	
	LB	0	

TAIGA

TV Unit

831403


TV Unit 01 1DD+1D+1N+1DD



- Top in LM or BX Finish and Glass
- 1 Drop Down Door, 1 Drawer, 1 Niche and 1 Drop Down Door
- Metal Foot and Handle always in LF Finish
- Niche LEDs (optional)

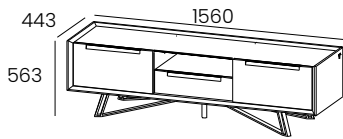
W:61 1/2" H:22 1/8" D:17 1/2"

kg	m3	vol	eco
76	0,538	2	01017010290

INFO SHEET			
Case	Fronts		 Niche 831911
LM	BX/LM	0	
	LB	0	

831407


TV Unit 01 1DD+1D+1N+1DD



- Top in LM or BX Finish
- 1 Drop Down Door, 1 Drawer, 1 Niche and 1 Drop Down Door
- Metal Foot and Handle always in LF Finish
- Niche LEDs (optional)

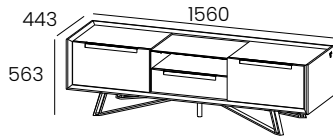
W:61 1/2" H:22 1/8" D:17 1/2"

kg	m3	vol	eco
83	0,538	2	01017010290

INFO SHEET			
Case	Fronts		 Niche 831911
LM	BX/LM	0	
	LB	0	

831404


TV Unit 01 1D+1D+1N+1D



- Top in LM or BX Finish and Glass
- 1 Drawer, 1 Drawer, 1 Niche and 1 Drawer
- Metal Foot and Handle always in LF Finish
- Niche LEDs (optional)

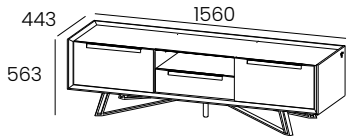
W:61 1/2" H:22 1/8" D:17 1/2"

kg	m3	vol	eco
87	0,538	2	01017010290

INFO SHEET			
Case	Fronts		 Niche 831911
LM	BX/LM	0	
	LB	0	

831408


TV Unit 01 1D+1D+1N+1D



- Top in LM or BX Finish
- 1 Drawer, 1 Drawer, 1 Niche and 1 Drawer
- Metal Foot and Handle always in LF Finish
- Niche LEDs (optional)

W:61 1/2" H:22 1/8" D:17 1/2"

kg	m3	vol	eco
86	0,538	2	01017010290

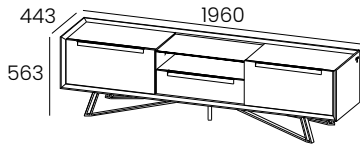
INFO SHEET			
Case	Fronts		 Niche 831911
LM	BX/LM	0	
	LB	0	

TAIGA

TV Unit

831401


TV Unit 01 1D+1D+1N+1D



- Top in LM or BX Finish and Glass
- 1 Drawer, 1 Drawer, 1 Niche and 1 Drawer
- Metal Foot and Handle always in LF Finish
- Niche LEDs (optional)

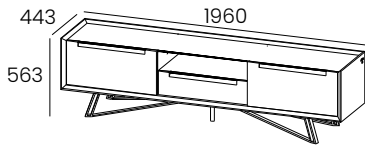
W:77 1/8" H:22 1/8" D:17 1/2"

kg	m3	vol	eco
102	0,681	2	01017010300

INFO SHEET			
Case	Fronts		 Niche 831912
LM	BX/LM	0	
	LB	0	

831405


TV Unit 01 1D+1D+1N+1D



- Top in LM or BX Finish
- 1 Drawer, 1 Drawer, 1 Niche and 1 Drawer
- Metal Foot and Handle always in LF Finish
- Niche LEDs (optional)

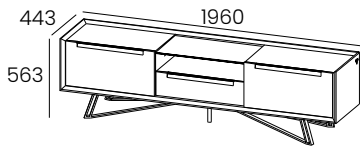
W:77 1/8" H:22 1/8" D:17 1/2"

kg	m3	vol	eco
111	0,681	2	01017010300

INFO SHEET			
Case	Fronts		 Niche 831912
LM	BX/LM	0	
	LB	0	

831402


TV Unit 01 1DD+1D+1N+1DD



- Top in LM or BX Finish and Glass
- 1 Drop Down Door, 1 Drawer, 1 Niche and 1 Drop Down Door
- Metal Foot and Handle always in LF Finish
- Niche LEDs (optional)

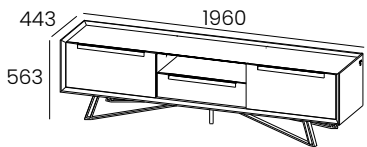
W:77 1/8" H:22 1/8" D:17 1/2"

kg	m3	vol	eco
101	0,681	2	01017010300

INFO SHEET			
Case	Fronts		 Niche 831912
LM	BX/LM	0	
	LB	0	

831406


TV Unit 01 1DD+1D+1N+1DD



- Top in LM or BX Finish
- 1 Drop Down Door, 1 Drawer, 1 Niche and 1 Drop Down Door
- Metal Foot and Handle always in LF Finish
- Niche LEDs (optional)

W:77 1/8" H:22 1/8" D:17 1/2"

kg	m3	vol	eco
98	0,681	2	01017010290

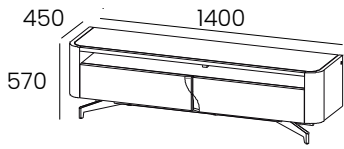
INFO SHEET			
Case	Fronts		 Niche 831912
LM	BX/LM	0	
	LB	0	

WIND

TV Unit

711407


TV Unit 1N + 2D



- 1 Niche and 2 Drawers
- Foot and Handles always in LF Finish, except LF-018
- you must Choose the Finish of the Cabinet Top, BX, LM, LF or CM
- Niche LEDs (optional)

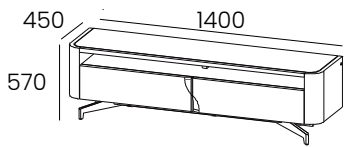
W:55 1/8" H:22 1/2" D:17 3/4"

kg	m3	vol	eco
66	0,389	3	01017010290

INFO SHEET		
Case + Fronts		 Niche 711901
BX + BX	0	
LM + LM	0	
LB + LB	0	
LBM + LBM	0	0
Cabinet Top - 711211		
BX	0	
LM	0	
LF	0	
CM - S01	0	
CM - S03		

711408


TV Unit 1N + 2DD



- 1 Niche and 2 Drop-Down Doors
- Foot and Handles always in LF Finish, except LF-018
- you must Choose the Finish of the Cabinet Top, BX, LM, LF or CM
- Niche LEDs (optional)

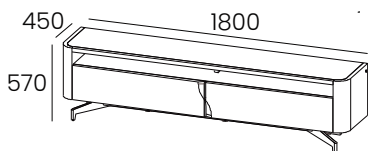
W:55 1/8" H:22 1/2" D:17 3/4"

kg	m3	vol	eco
56	0,389	4	01017010280

INFO SHEET		
Case + Fronts		 Niche 711901
BX + BX	0	
LM + LM	0	
LB + LB	0	
LBM + LBM	0	0
Cabinet Top - 711211		
BX	0	
LM	0	
LF	0	
CM - S01	0	
CM - S03		

711401


TV Unit 1N + 2D



- 1 Niche and 2 Drawers
- Foot and Handles always in LF Finish, except LF-018
- you must Choose the Finish of the Cabinet Top, BX, LM, LF or CM
- Niche LEDs (optional)

W:70 1/8" H:22 1/2" D:17 3/4"

kg	m3	vol	eco
77	0,498	3	01017010290

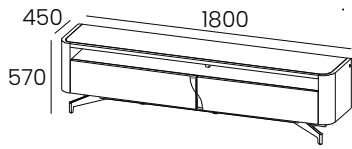
INFO SHEET		
Case + Fronts		 Niche 711902
BX + BX	0	
LM + LM	0	
LB + LB	0	
LBM + LBM	0	0
Cabinet Top - 711212		
BX	0	
LM	0	
LF	0	
CM - S01	0	
CM - S03		

WIND

TV Unit

711402


TV Unit 1N + 2DD



- 1 Niche and 2 Drop-Down Doors
- Foot and Handles always in LF Finish, except LF-018
- you must Choose the Finish of the Cabinet Top, BX, LM, LF or CM
- Niche LEDs (optional)

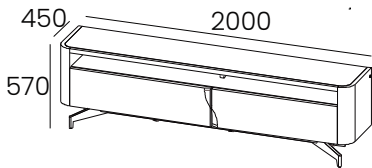
W:70 1/8" H:22 1/2" D:17 3/4"

kg	m3	vol	eco
69	0,498	3	01017010290

INFO SHEET		
Case + Fronts		 Niche 711902
BX + BX	0	
LM + LM	0	
LB + LB	0	
LBM + LBM	0	
Cabinet Top - 711212		0
BX	0	
LM	0	
LF	0	
CM - S01	0	
CM - S03		

711404


TV Unit 1N + 2D



- 1 Niche and 2 Drawers
- Foot and Handles always in LF Finish, except LF-018
- you must Choose the Finish of the Cabinet Top, BX, LM, LF or CM
- Niche LEDs (optional)

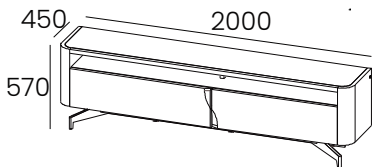
W:78 3/4" H:22 1/2" D:17 3/4"

kg	m3	vol	eco
85	0,553	4	01017010290

INFO SHEET		
Case + Fronts		 Niche 711903
BX + BX	0	
LM + LM	0	
LB + LB	0	
LBM + LBM	0	
Cabinet Top - 711213		0
BX	0	
LM	0	
LF	0	
CM - S01	0	
CM - S03		

711405


TV Unit 1N + 2DD



- 1 Niche and 2 Drop-Down Doors
- Foot and Handles always in LF Finish, except LF-018
- you must Choose the Finish of the Cabinet Top, BX, LM, LF or CM
- Niche LEDs (optional)

W:78 3/4" H:22 1/2" D:17 3/4"

kg	m3	vol	eco
75	0,553	3	01017010290

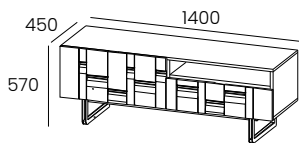
INFO SHEET		
Case + Fronts		 Niche 711903
BX + BX	0	
LM + LM	0	
LB + LB	0	
LBM + LBM	0	
Cabinet Top - 711213		0
BX	0	
LM	0	
LF	0	
CM - S01	0	
CM - S03		

CARAT

TV Unit

771404


TV Unit 01 Left 1DDD+1N+1DDD



W:55 1/8" H:22 1/2" D:17 3/4"

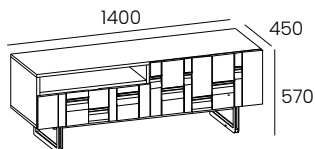
kg	m3	vol	eco
57	0,43	3	01017010280

- 1 Drop-Down Door, 1 Niche and 1 Drop-Down Door
- Handles always in LF Finish, except LF-018
- Foot always in LF Finish
- Front always in Lacquered Finish, LM or LB
- Front LEDs (optional)
- Choose between Foot P1 or P2

INFO SHEET		
Case + Fronts		 Front 771911
BX + LM	0	
BX + LB	0	Niche 771914
LM + LM	0	0
LM + LB	0	0

771414


TV Unit 01 Right 1DDD+1N+1DDD



W:55 1/8" H:22 1/2" D:17 3/4"

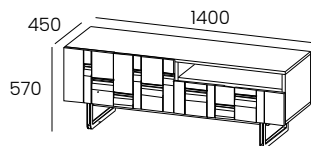
kg	m3	vol	eco
57	0,43	3	01017010280

- 1 Drop-Down Door, 1 Niche and 1 Drop-Down Door
- Handles always in LF Finish, except LF-018
- Foot always in LF Finish
- Front always in Lacquered Finish, LM or LB
- Front LEDs (optional)
- Choose between Foot P1 or P2

INFO SHEET		
Case + Fronts		 Front 771911
BX + LM	0	
BX + LB	0	Niche 771914
LM + LM	0	0
LM + LB	0	0

771405


TV Unit 01 Left 1DR+1N+1DDD



W:55 1/8" H:22 1/2" D:17 3/4"

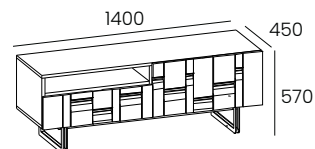
kg	m3	vol	eco
58	0,43	3	01017010280

- 1 Drawer, 1 Niche and 1 Drop-Down Door
- Drawer with smoves system and partial Extraction
- Handles always in LF Finish, except LF-018
- Foot always in LF Finish
- Front always in Lacquered Finish, LM or LB
- Front LEDs (optional)
- Choose between Foot P1 or P2

INFO SHEET		
Possible Finishes		 Front 771911
BX + LM	0	
BX + LB	0	Niche 771914
LM + LM	0	0
LM + LB	0	0

771415


TV Unit 01 Right 1DR+1N+1DDD

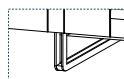


W:55 1/8" H:22 1/2" D:17 3/4"

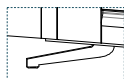
kg	m3	vol	eco
58	0,43	3	01017010280

- 1 Drawer, 1 Niche and 1 Drop-Down Door
- Drawer with smoves system and partial Extraction
- Handles always in LF Finish, except LF-018
- Foot always in LF Finish
- Front always in Lacquered Finish, LM or LB
- Front LEDs (optional)
- Choose between Foot P1 or P2

INFO SHEET		
Case + Fronts		 Front 771911
BX + LM	0	
BX + LB	0	Niche 771914
LM + LM	0	0
LM + LB	0	0



P1



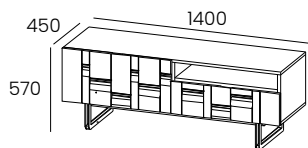
P2

CARAT

TV Unit

771406


TV Unit 01 Left 1DDD+1N+1DR



W:55 1/8" H:22 1/2" D:17 3/4"

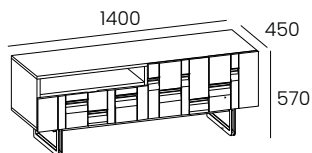
kg	m3	vol	eco
58	0,43	3	01017010280

- 1 Drop-Down Door, 1 Niche and 1 Drawer
- Drawer with smoves system and partial Extraction
- Handles always in LF Finish, except LF-018
- Foot always in LF Finish
- Front always in Lacquered Finish, LM or LB
- Front LEDs (optional)
- Choose between Foot P1 or P2

INFO SHEET		
Case + Fronts		 Front 771911
BX + LM	0	
BX + LB	0	0
LM + LM	0	Niche 771914
LM + LB	0	0

771416


TV Unit 01 Right 1PA+1N+1T



W:55 1/8" H:22 1/2" D:17 3/4"

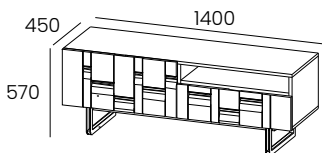
kg	m3	vol	eco
58	0,43	3	01017010280

- 1 Drop-Down Door, 1 Niche and 1 Drawer
- Drawer with smoves system and partial Extraction
- Handles always in LF Finish, except LF-018
- Foot always in LF Finish
- Front always in Lacquered Finish, LM or LB
- Front LEDs (optional)
- Choose between Foot P1 or P2

INFO SHEET		
Case + Fronts		 Front 771911
BX + LM	0	
BX + LB	0	0
LM + LM	0	Niche 771914
LM + LB	0	0

771407


TV Unit 01 Left 1DR+1N+1DR



W:55 1/8" H:22 1/2" D:17 3/4"

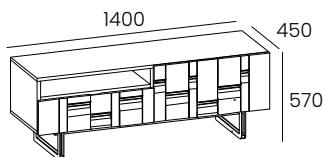
kg	m3	vol	eco
66	0,43	3	01017010290

- 1 Drawer, 1 Niche and 1 Drawer
- Drawers with smoves system and partial Extraction
- Handles always in LF Finish, except LF-018
- Foot always in LF Finish
- Front always in Lacquered Finish, LM or LB
- Front LEDs (optional)
- Choose between Foot P1 or P2

INFO SHEET		
Case + Fronts		 Front 771911
BX + LM	0	
BX + LB	0	0
LM + LM	0	Niche 771914
LM + LB	0	0

771417


TV Unit 01 Right 1DR+1N+1DR

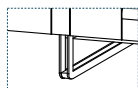


W:55 1/8" H:22 1/2" D:17 3/4"

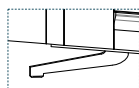
kg	m3	vol	eco
66	0,43	3	01017010290

- 1 Drawer, 1 Niche and 1 Drawer
- Drawers with smoves system and partial Extraction
- Handles always in LF Finish, except LF-018
- Foot always in LF Finish
- Front always in Lacquered Finish, LM or LB
- Front LEDs (optional)
- Choose between Foot P1 or P2

INFO SHEET		
Case + Fronts		 Front 771911
BX + LM	0	
BX + LB	0	0
LM + LM	0	Niche 771914
LM + LB	0	0



P1



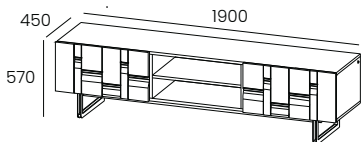
P2

CARAT

TV Unit

771401


TV Unit 01 1DDD+1N+1DDD



W:74 7/8" H:22 1/2" D:17 3/4"

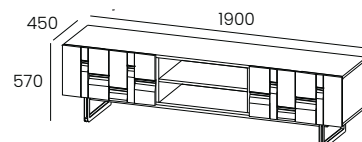
kg	m3	vol	eco
61	0,58	3	01017010290

- 1 Drop-Down Door, 1 Niche and 1 Drop-Down Door
- 1 Fixed Shelf in BX or LM Finish in the Niche
- Handles always in LF Finish, except LF-018
- Foot always in LF Finish
- Front always in Lacquered Finish, LM or LB
- Front LEDs (optional)
- Choose between Foot P1 or P2

INFO SHEET		
Case + Fronts		 Front 771910
BX + LM	0	
BX + LB	0	0
LM + LM	0	Niche 771913
LM + LB	0	0

771402


TV Unit 01 - 1900 1DR+1N+1DR



W:74 7/8" H:22 1/2" D:17 3/4"

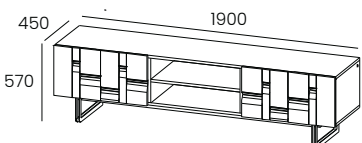
kg	m3	vol	eco
79	0,58	3	01017010290

- 1 Drawer, 1 Niche and 1 Drawer
- Drawers with smoves system and partial Extraction
- 1 Fixed Shelf in BX or LM Finish in the Niche
- Handles always in LF Finish, except LF-018
- Foot always in LF Finish
- Front always in Lacquered Finish, LM or LB
- Front LEDs (optional)
- Choose between Foot P1 or P2

INFO SHEET		
Case + Fronts		 Front 771910
BX + LM	0	
BX + LB	0	0
LM + LM	0	Niche 771913
LM + LB	0	0

771403


TV Unit 01 1DR+1N+1DDD



W:74 7/8" H:22 1/2" D:17 3/4"

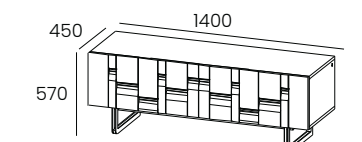
kg	m3	vol	eco
74	0,58	3	01017010290

- 1 Drawer, 1 Niche and 1 Drop Down Door
- Drawers with smoves system and partial Extraction
- 1 Fixed Shelf in BX or LM Finish in the Niche
- Handles always in LF Finish, except LF-018
- Foot always in LF Finish
- Front always in Lacquered Finish, LM or LB
- Front LEDs (optional)
- Choose between Foot P1 or P2

INFO SHEET		
Case + Fronts		 Front 771910
BX + LM	0	
BX + LB	0	0
LM + LM	0	Niche 771913
LM + LB	0	0

771411


TV Unit 02 2DDD

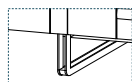


W:55 1/8" H:22 1/2" D:17 3/4"

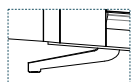
kg	m3	vol	eco
52	0,43	3	01017010280

- 2 Drop-Down Doors
- Handles always in LF Finish, except LF-018
- Foot always in LF Finish
- Front always in Lacquered Finish, LM or LB
- Front LEDs (optional)
- Choose between Foot P1 or P2

INFO SHEET		
Case + Fronts		 Front 771911
BX + LM	0	
BX + LB	0	0
LM + LM	0	0
LM + LB	0	0



P1

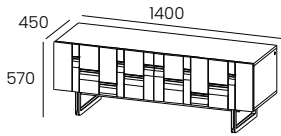


P2

CARAT

TV Unit

771412




W:55 1/8" H:22 1/2" D:17 3/4"

kg	m3	vol	eco
64	0,43	3	01017010290

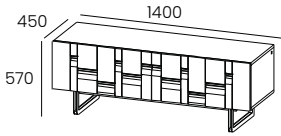
TV Unit 02 2DR

- 2 Drawers
- Drawers with smoves system and partial Extraction
- Handles always in LF Finish, except LF-018
- Foot always in LF Finish
- Front always in Lacquered Finish, LM or LB
- Front LEDs (optional)
- Choose between Foot P1 or P2

INFO SHEET

Case + Fronts		 Front 771911
BX + LM	0	
BX + LB	0	
LM + LM	0	
LM + LB	0	

771413




W:55 1/8" H:22 1/2" D:17 3/4"

kg	m3	vol	eco
58	0,43	3	01017010280

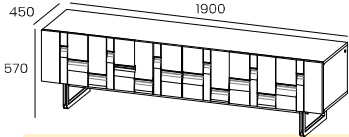
TV Unit 02 1DR+1DDD

- 1 Drawer and 1 Drop-Down Door
- Drawer with smoves system and partial Extraction
- Handles always in LF Finish, except LF-018
- Foot always in LF Finish
- Front always in Lacquered Finish, LM or LB
- Front LEDs (optional)
- Choose between Foot P1 or P2

INFO SHEET

Case + Fronts		 Front 771911
BX + LM	0	
BX + LB	0	
LM + LM	0	
LM + LB	0	

771408




W:74 7/8" H:22 1/2" D:17 3/4"

kg	m3	vol	eco
62	0,58	3	01017010290

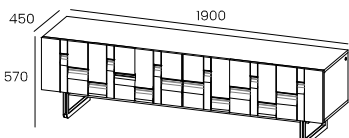
TV Unit 02 2DDD

- 2 Drop-Down Doors
- Handles always in LF Finish, except LF-018
- Foot always in LF Finish
- Front always in Lacquered Finish, LM or LB
- Front LEDs (optional)
- Choose between Foot P1 or P2

INFO SHEET

Case + Fronts		 Front 771912
BX + LM	0	
BX + LB	0	
LM + LM	0	
LM + LB	0	

771409




W:74 7/8" H:22 1/2" D:17 3/4"

kg	m3	vol	eco
74	0,58	3	01017010290

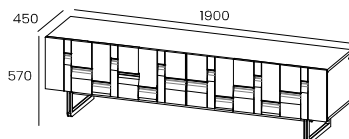
TV Unit 02 2DR

- 2 Drawers
- Drawers with smoves system and partial Extraction
- Handles always in LF Finish, except LF-018
- Foot always in LF Finish
- Front always in Lacquered Finish, LM or LB
- Front LEDs (optional)
- Choose between Foot P1 or P2

INFO SHEET

Case + Fronts		 Front 771912
BX + LM	0	
BX + LB	0	
LM + LM	0	
LM + LB	0	

771410




W:74 7/8" H:22 1/2" D:17 3/4"

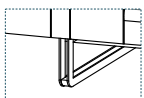
kg	m3	vol	eco
69	0,58	3	01017010290

TV Unit 02 1DR+1DDD

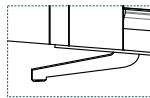
- 1 Drawer and 1 Drop-Down Door
- Drawer with smoves system and partial Extraction
- Handles always in LF Finish, except LF-018
- Foot always in LF Finish
- Front always in Lacquered Finish, LM or LB
- Front LEDs (optional)
- Choose between Foot P1 or P2

INFO SHEET

Case + Fronts		 Front 771912
BX + LM	0	
BX + LB	0	
LM + LM	0	
LM + LB	0	



P1

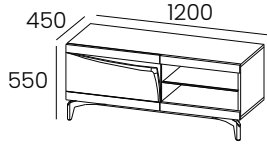


P2

TV Unit

621441

TV Unit 01 Left 1D + 1N



- 1 Drawer and 1 Niche
- Metal Foot and Motif always in LF Finish
- Back and Niche LEDs (optional)

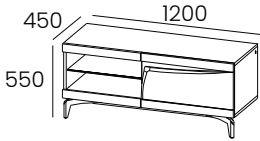
W:47 1/4" H:21 5/8" D:17 3/4"

kg	m3	vol	eco
57	0,359	3	01017010280

INFO SHEET			
Case	Fronts		
BX/LM	LM	0	Back 621921 0
	LB	0	Niche 621924 0

621442

TV Unit 01 Right 1N + 1D



- 1 Niche and 1 Drawer
- Metal Foot and Motif always in LF Finish
- Back and Niche LEDs (optional)

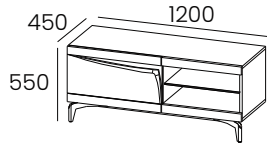
W:47 1/4" H:21 5/8" D:17 3/4"

kg	m3	vol	eco
57	0,359	3	01017010280

INFO SHEET			
Case	Fronts		
BX/LM	LM	0	Back 621921 0
	LB	0	Niche 621924 0

621443

TV Unit 01 Left 1DD + 1N



- 1 Drop-Down Door and 1 Niche
- Metal Foot and Motif always in LF Finish
- Back and Niche LEDs (optional)

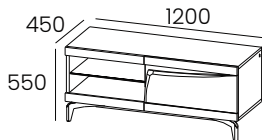
W:47 1/4" H:21 5/8" D:17 3/4"

kg	m3	vol	eco
50	0,359	3	01017010280

INFO SHEET			
Case	Fronts		
BX/LM	LM	0	Back 621921 0
	LB	0	Niche 621924 0

621444

TV Unit 01 Right 1N + 1DD



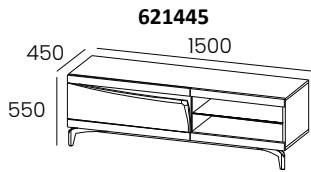
- 1 Niche and 1 Drop-Down Door
- Metal Foot and Motif always in LF Finish
- Back and Niche LEDs (optional)

W:47 1/4" H:21 5/8" D:17 3/4"

kg	m3	vol	eco
50	0,359	3	01017010280

INFO SHEET			
Case	Fronts		
BX/LM	LM	0	Back 621921 0
	LB	0	Niche 621924 0

TV Unit



621445

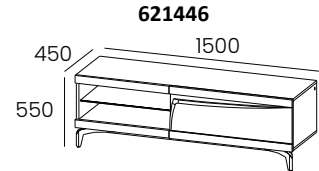
TV Unit 01 Left 1D + 1N

- 1 Drawer and 1 Niche
- Metal Foot and Motif always in LF Finish
- Back and Niche LEDs (optional)

W:59" H:21 5/8" D:17 3/4"

kg	m3	vol	eco
68	0,443	3	01017010290

INFO SHEET			
Case	Fronts		
BX/LM	LM	0	Back 621922 0
	LB	0	Niche 621926 0



621446

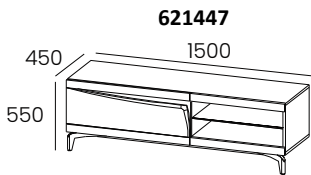
TV Unit 01 Right 1N + 1D

- 1 Niche and 1 Drawer
- Metal Foot and Motif always in LF Finish
- Back and Niche LEDs (optional)

W:59" H:21 5/8" D:17 3/4"

kg	m3	vol	eco
68	0,443	3	01017010290

INFO SHEET			
Case	Fronts		
BX/LM	LM	0	Back 621922 0
	LB	0	Niche 621926 0



621447

TV Unit 01 Left 1DD + 1N

- 1 Drop-Down Door and 1 Niche
- Metal Foot and Motif always in LF Finish
- Back and Niche LEDs (optional)

W:59" H:21 5/8" D:17 3/4"

kg	m3	vol	eco
60	0,443	3	01017010290

INFO SHEET			
Case	Fronts		
BX/LM	LM	0	Back 621922 0
	LB	0	Niche 621926 0



621448

TV Unit 01 Right 1N + 1DD

- 1 Niche and 1 Drop-Down Door
- Metal Foot and Motif always in LF Finish
- Back and Niche LEDs (optional)

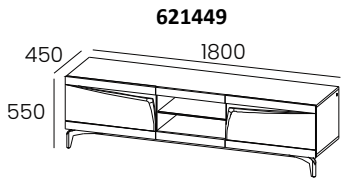
W:59" H:21 5/8" D:17 3/4"

kg	m3	vol	eco
60	0,443	3	01017010290

INFO SHEET			
Case	Fronts		
BX/LM	LM	0	Back 621922 0
	LB	0	Niche 621926 0

IRIS

TV Unit



621449

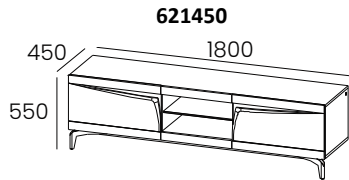
TV Unit 01 1D + 1N + 1D

- 1 Drawer, 1 Niche and 1 Drawer
- Metal Foot and Motif always in LF Finish
- Back and Niche LEDs (optional)

W:70 7/8" H:21 5/8" D:17 3/4"

kg	m3	vol	eco
86	0,527	3	01017010290

INFO SHEET			
Case	Fronts		
BX/LM	LM	0	Back 621923 0
	LB	0	Niche 621933 0



621450

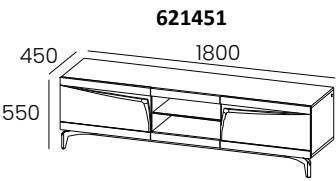
TV Unit 01 1D + 1N + 1DD

- 1 Drawer, 1 Niche and 1 Drop-Down Door
- Metal Foot and Motif always in LF Finish
- Back and Niche LEDs (optional)

W:70 7/8" H:21 5/8" D:17 3/4"

kg	m3	vol	eco
80	0,527	3	01017010290

INFO SHEET			
Case	Fronts		
BX/LM	LM	0	Back 621923 0
	LB	0	Niche 621933 0



621451

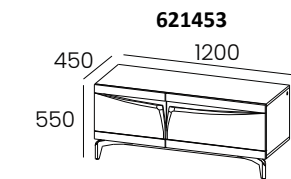
TV Unit 01 1DD + 1N + 1DD

- 1 Drop-Down Door, 1 Niche and 1 Drop-Down Door
- Metal Foot and Motif always in LF Finish
- Back and Niche LEDs (optional)

W:70 7/8" H:21 5/8" D:17 3/4"

kg	m3	vol	eco
73	0,527	3	01017010290

INFO SHEET			
Case	Fronts		
BX/LM	LM	0	Back 621923 0
	LB	0	Niche 621933 0



621453

TV Unit 02 2D

- 2 Drawers
- Metal Foot and Motif always in LF Finish
- Back LEDs (optional)

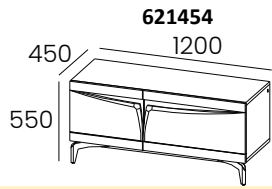
W:47 1/4" H:21 5/8" D:17 3/4"

kg	m3	vol	eco
60	0,359	3	01017010280

INFO SHEET			
Case	Fronts		
BX/LM	LM	0	Back 621921 0
	LB	0	0

IRIS

TV Unit



621454

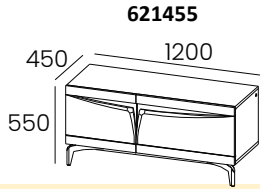
TV Unit 02 1D + 1DD

- 1 Drawer and 1 Drop-Down Door
- Metal Foot and Motif always in LF Finish
- Back LEDs (optional)

W:47 1/4" H:21 5/8" D:17 3/4"

kg	m3	vol	eco
55	0,359	3	01017010280

INFO SHEET			
Case	Fronts		Back 621921
BX/LM	LM	0	
	LB	0	




621455

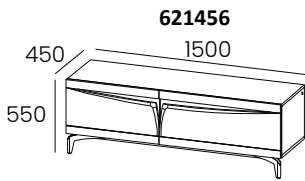
TV Unit 02 2DD

- 2 Drop-Down Doors
- Metal Foot and Motif always in LF Finish
- Back LEDs (optional)

W:47 1/4" H:21 5/8" D:17 3/4"

kg	m3	vol	eco
52	0,359	3	01017010280

INFO SHEET			
Case	Fronts		Back 621921 
BX/LM	LM	0	
	LB	0	



621456

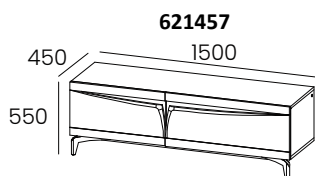
TV Unit 02 2D

- 2 Drawers
- Metal Foot and Motif always in LF Finish
- Back LEDs (optional)

W:59" H:21 5/8" D:17 3/4"

kg	m3	vol	eco
71	0,443	3	01017010290

INFO SHEET			
Case	Fronts		Back 621922
BX/LM	LM	0	
	LB	0	




621457

TV Unit 02 1D + 1DD

- 1 Drawer and 1 Drop-Down Door
- Metal Foot and Motif always in LF Finish
- Back LEDs (optional)

W:59" H:21 5/8" D:17 3/4"

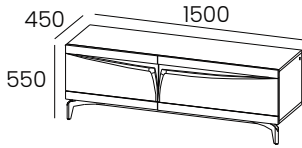
kg	m3	vol	eco
65	0,443	3	01017010290

INFO SHEET			
Case	Fronts		Back 621922 
BX/LM	LM	0	
	LB	0	

TV Unit

621458


TV Unit 02 2DD



- 2 Drop-Down Doors
- Metal Foot and Motif always in LF Finish
- Back LEDs (optional)

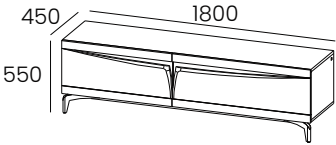
W:59" H:21 5/8" D:17 3/4"

kg	m3	vol	eco
54	0,443	3	01017010280

INFO SHEET			
Case	Fronts		 Back 621922
BX/LM	LM	0	
	LB	0	

621459


TV Unit 02 2D



- 2 Drawers
- Metal Foot and Motif always in LF Finish
- Back LEDs (optional)

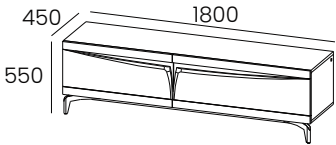
W:70 7/8" H:21 5/8" D:17 3/4"

kg	m3	vol	eco
83	0,527	3	01017010290

INFO SHEET			
Case	Fronts		 Back 621923
BX/LM	LM	0	
	LB	0	

621460


TV Unit 02 1D + 1DD



- 1 Drawer and 1 Drop-Down Door
- Metal Foot and Motif always in LF Finish
- Back LEDs (optional)

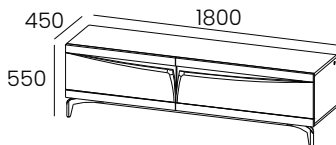
W:70 7/8" H:21 5/8" D:17 3/4"

kg	m3	vol	eco
73	0,527	3	01017010290

INFO SHEET			
Case	Fronts		 Back 621923
BX/LM	LM	0	
	LB	0	

621461


TV Unit 02 2DD



- 2 Drop-Down Doors
- Metal Foot and Motif always in LF Finish
- Back LEDs (optional)

W:70 7/8" H:21 5/8" D:17 3/4"

kg	m3	vol	eco
64	0,527	3	01017010290

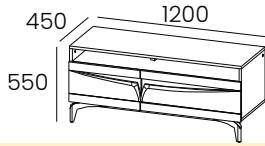
INFO SHEET			
Case	Fronts		 Back 621923
BX/LM	LM	0	
	LB	0	

IRIS

TV Unit

621462


TV Unit 03 1N + 2D



W:47 1/4" H:21 5/8" D:17 3/4"

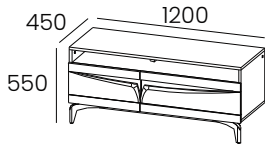
kg	m3	vol	eco
61	0,359	3	01017010290

- 1 Niche and 2 Drawers
- Metal Foot and Motif always in LF Finish
- Back and Niche LEDs (optional)

INFO SHEET			
Case	Fronts		
BX/LM	LM	0	 Back 621921 0
	LB	0	Niche 621927 0

621463


TV Unit 03 1N + 1D + 1DD



W:47 1/4" H:21 5/8" D:17 3/4"

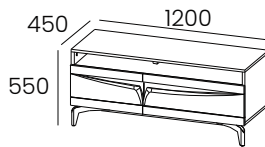
kg	m3	vol	eco
56	0,359	3	01017010280

- 1 Niche, 1 Drawer and 1 Drop-Down Door
- Metal Foot and Motif always in LF Finish
- Back and Niche LEDs (optional)

INFO SHEET			
Case	Fronts		
BX/LM	LM	0	 Back 621921 0
	LB	0	Niche 621927 0

621464


TV Unit 03 1N + 2DD



W:47 1/4" H:21 5/8" D:17 3/4"

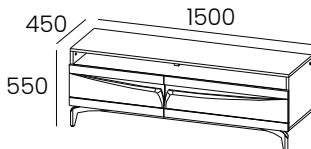
kg	m3	vol	eco
50	0,359	3	01017010280

- 1 Drawer and 2 Drop-Down Doors
- Metal Foot and Motif always in LF Finish
- Back and Niche LEDs (optional)

INFO SHEET			
Case	Fronts		
BX/LM	LM	0	 Back 621921 0
	LB	0	Niche 621927 0

621465


Unit 03 1N + 2D



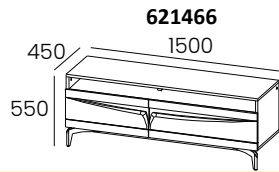
W:59" H:21 5/8" D:17 3/4"

kg	m3	vol	eco
73	0,443	3	01017010290

- 1 Niche and 2 Drawers
- Metal Foot and Motif always in LF Finish
- Back and Niche LEDs (optional)

INFO SHEET			
Case	Fronts		
BX/LM	LM	0	 Back 621922 0
	LB	0	Niche 621928 0

TV Unit



621466

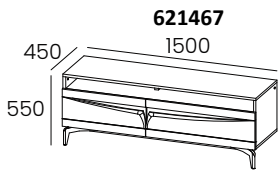
TV Unit 03 1N + 1D + 1DD

- 1 Niche, 1 Drawer and 1 Drop-Down Door
- Metal Foot and Motif always in LF Finish
- Back and Niche LEDs (optional)

W:59" H:21 5/8" D:17 3/4"

kg	m3	vol	eco
66	0,443	3	01017010290

INFO SHEET			
Case	Fronts		
BX/LM	LM	0	Back 621922 0
	LB	0	Niche 621928 0



621467

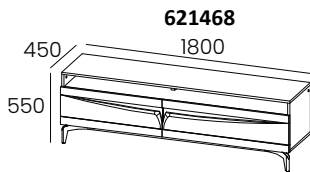
TV Unit 03 1N + 2DD

- 1 Niche and 2 Drop-Down Doors
- Metal Foot and Motif always in LF Finish
- Back and Niche LEDs (optional)

W:59" H:21 5/8" D:17 3/4"

kg	m3	vol	eco
61	0,443	3	01017010290

INFO SHEET			
Case	Fronts		
BX/LM	LM	0	Back 621922 0
	LB	0	Niche 621928 0



621468

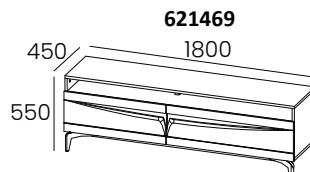
TV Unit 03 1N + 2D

- 1 Niche and 2 Drawers
- Metal Foot and Motif always in LF Finish
- Back and Niche LEDs (optional)

W:70 7/8" H:21 5/8" D:17 3/4"

kg	m3	vol	eco
85	0,512	3	01017010290

INFO SHEET			
Case	Fronts		
BX/LM	LM	0	Back 621923 0
	LB	0	Niche 621929 0



621469

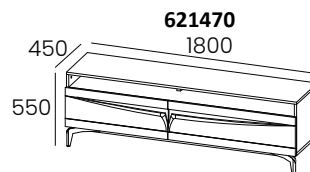
TV Unit 03 1N + 1D + 1DD

- 1 Niche, 1 Drawer and 1 Drop-Down Door
- Metal Foot and Motif always in LF Finish
- Back and Niche LEDs (optional)

W:70 7/8" H:21 5/8" D:17 3/4"

kg	m3	vol	eco
77	0,512	3	01017010290

INFO SHEET			
Case	Fronts		
BX/LM	LM	0	Back 621923 0
	LB	0	Niche 621929 0



621470

TV Unit 03 1N + 2DD

- 1 Niche and 2 Drop-Down Doors
- Metal Foot and Motif always in LF Finish
- Back and Niche LEDs (optional)

W:70 7/8" H:21 5/8" D:17 3/4"

kg	m3	vol	eco
65	0,512	3	01017010290

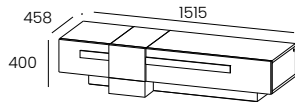
INFO SHEET			
Case	Fronts		
BX/LM	LM	0	Back 621923 0
	LB	0	Niche 621929 0

BRISTOL

TV Unit

801401

Unit TV 01 2D



- 2 Drawers
- TA Finish only available on the Door and base vertical
- Plinth in LF Finish
- lighting Baseboard (optional)

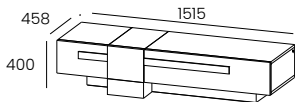
W:59 5/8" H:15 3/4" D:18"

kg	m3	vol	eco
52	0,375	1	01017010280

INFO SHEET				
Case	Fronts	Front Horizontal Accents & Top Accent		Baseboard 801911
BX/LM	BX/LM	BX/LM	0	
		LB	0	
	LB	BX/LM	0	
		LB	0	

801402

Unit TV 01 1D + 1DD



- 1 Drawer and 1 Drop Down Door
- TA Finish only available on the Door and base vertical
- Plinth in LF Finish
- lighting Baseboard (optional)

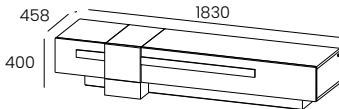
W:59 5/8" H:15 3/4" D:18"

kg	m3	vol	eco
45	0,375	1	01017010280

INFO SHEET				
Case	Fronts	Front Horizontal Accents & Top Accent		Baseboard 801911
BX/LM	BX/LM	BX/LM	0	
		LB	0	
	LB	BX/LM	0	
		LB	0	

801403

Unit TV 01 2D



- 2 Drawers
- TA Finish only available on the Door and base vertical
- Plinth in LF Finish
- lighting Baseboard (optional)

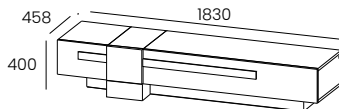
W:72" H:15 3/4" D:18"

kg	m3	vol	eco
60	0,450	1	01017010280

INFO SHEET				
Case	Fronts	Front Horizontal Accents & Top Accent		Baseboard 801912
BX/LM	BX/LM	BX/LM	0	
		LB	0	
	LB	BX/LM	0	
		LB	0	

801404

Unit TV 01 1D + 1DD



- 1 Drawer and 1 Drop Down Door
- TA Finish only available on the Door and base vertical
- Plinth in LF Finish
- lighting Baseboard (optional)

W:72" H:15 3/4" D:18"

kg	m3	vol	eco
51	0,450	1	01017010280

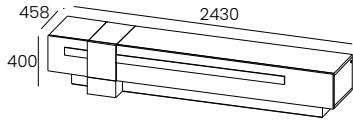
INFO SHEET				
Case	Fronts	Front Horizontal Accents & Top Accent		Baseboard 801912
BX/LM	BX/LM	BX/LM	0	
		LB	0	
	LB	BX/LM	0	
		LB	0	

BRISTOL

TV Unit

801405

Unit TV 01 3D



- 3 Drawers
- TA Finish only available on the Door and base vertical
- Plinth in LF Finish
- lighting Baseboard (optional)

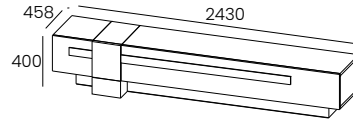
W:95 5/8" H:15 3/4" D:18"

kg	m3	vol	eco
79	0,593	1	01017010290

INFO SHEET				
Case	Fronts	Front Horizontal Accents & Top Accent		Baseboard 801913
BX/LM	BX/LM	BX/LM	0	
		LB	0	
	LB	BX/LM	0	
		LB	0	

801406

Unit TV 01 1T + 2DD



- 1 Drawer and 2 Drop Down Doors
- TA Finish only available on the Door and base vertical
- Plinth in LF Finish
- lighting Baseboard (optional)

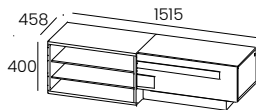
W:95 5/8" H:15 3/4" D:18"

kg	m3	vol	eco
62	0,593	1	01017010290

INFO SHEET				
Case	Fronts	Front Horizontal Accents & Top Accent		Baseboard 801913
BX/LM	BX/LM	BX/LM	0	
		LB	0	
	LB	BX/LM	0	
		LB	0	

801407

Unit TV 02 1N + 1D



- 1 Niche and 1 Drawer
- 2 Shelf Fixeds in Glass
- Plinth in LF Finish
- lighting Baseboard and Niche (optional)

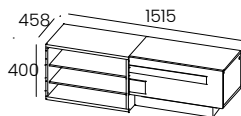
W:59 5/8" H:15 3/4" D:18"

kg	m3	vol	eco
67	0,375	1	01017010290

INFO SHEET				
Case	Fronts	Front Horizontal Accents & Top Accent		Baseboard 801914
BX/LM	BX/LM	BX/LM	0	
		LB	0	
	LB	BX/LM	0	Niche 801915
		LB	0	

801408

Unit TV 02 1N + 1DD



- 1 Niche and 1 Drop Down Door
- 2 Shelf Fixeds in Glass
- Plinth in LF Finish
- lighting Baseboard and Niche (optional)

W:59 5/8" H:15 3/4" D:18"

kg	m3	vol	eco
57	0,375	1	01017010280

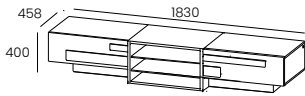
INFO SHEET				
Case	Fronts	Front Horizontal Accents		Baseboard 801914
BX/LM	BX/LM	BX/LM	0	
		LB	0	
	LB	BX/LM	0	Niche 801915
		LB	0	

BRISTOL

TV Unit

801409


Unit TV 01 1DD + 1N + 1DD



- 2 Drop Down Doors and 1 Niche
- 2 Shelf Fixeds in Glass
- lighting Baseboard or Niche (optional)

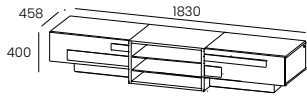
W:72" H:15 3/4" D:18"

kg	m3	vol	eco
70	0,450	1	01017010290

INFO SHEET				
Case	Fronts	Front Horizontal Accents		
BX/LM	BX/LM	BX/LM	0	Baseboard 801916 0
		LB	0	
	LB	BX/LM	0	Niche 801917 0
		LB	0	

801410


Unit TV 01 1D + 1N + 1DD



- 1 Drawer , 1 Niche and 1 Drop Down Door
- 2 Shelf Fixeds in Glass
- lighting Baseboard or Niche (optional)

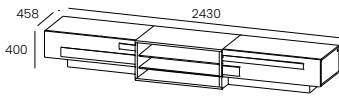
W:72" H:15 3/4" D:18"

kg	m3	vol	eco
79	0,450	1	01017010290

INFO SHEET				
Case	Fronts	Front Horizontal Accents		
BX/LM	BX/LM	BX/LM	0	Baseboard 801916 0
		LB	0	
	LB	BX/LM	0	Niche 801917 0
		LB	0	

801411


Unit TV 02 1DD + 1N + 1DD



- 2 Drop Down Doors and 1 Niche
- 2 Shelf Fixeds in Glass
- lighting Baseboard or Niche(optional)

W:95 5/8" H:15 3/4" D:18"

kg	m3	vol	eco
86	0,593	1	01017010290

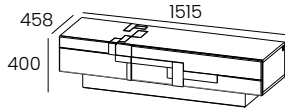
INFO SHEET				
Case	Fronts	Front Horizontal Accents		
BX/LM	BX/LM	BX/LM	0	Baseboard 801918 0
		LB	0	
	LB	BX/LM	0	Niche 801919 0
		LB	0	

WEMBLEY

TV Unit

851401


TV Unit 01 2D



- 2 Drawers
- Accents always in BX or TA-278 Finish
- LEDs Baseboard (optional)

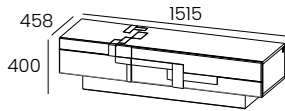
W:59 5/8" H:15 3/4" D:18"

kg	m3	vol	eco
50	0,352	1	01017010280

INFO SHEET		
Case & Plinth + Fronts		 Baseboard 851911
BX/LM + LM	0	
BX/LM + LB	0	

851402


TV Unit 01 1D + 1DD



- 1 Drawer and 1 Drop Down Door
- Accents always in BX or TA-278 Finish
- LEDs Baseboard (optional)

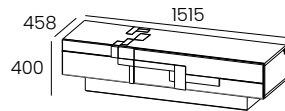
W:59 5/8" H:15 3/4" D:18"

kg	m3	vol	eco
43	0,352	1	01017010280

INFO SHEET		
Case & Plinth + Fronts		 Baseboard 851911
BX/LM + LM	0	
BX/LM + LB	0	

851413


TV Unit 01 2DD



- 2 Drop Down Doors
- Accents always in BX or TA-278 Finish
- LEDs Baseboard (optional)

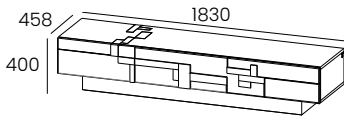
W:59 5/8" H:15 3/4" D:18"

kg	m3	vol	eco
38	0,352	1	01017010270

INFO SHEET		
Case & Plinth + Fronts		 Baseboard 851911
BX/LM + LM	0	
BX/LM + LB	0	

851403


TV Unit 01 2D



- 2 Drawers
- Accents always in BX or TA-278 Finish
- LEDs Baseboard (optional)

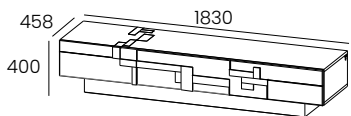
W:72" H:15 3/4" D:18"

kg	m3	vol	eco
58	0,423	1	01017010280

INFO SHEET		
Case & Plinth + Fronts		 Baseboard 851912
BX/LM + LM	0	
BX/LM + LB	0	

851404


TV Unit 01 1D + 1DD



- 1 Drawer and 1 Drop Down Door
- Accents always in BX or TA-278 Finish
- LEDs Baseboard (optional)

W:72" H:15 3/4" D:18"

kg	m3	vol	eco
49	0,423	1	01017010280

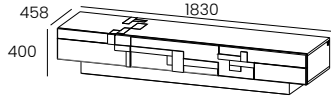
INFO SHEET		
Case & Plinth + Fronts		 Baseboard 851912
BX/LM + LM	0	
BX/LM + LB	0	

WEMBLEY

TV Unit

851414


TV Unit 01 2DD



- 2 Drop Down Doors
- Front Accents always in BX or TA-278 Finish
- LEDs Baseboard (optional)

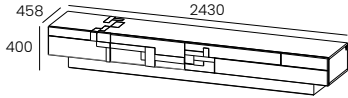
W:72" H:15 3/4" D:18"

kg	m3	vol	eco
44	0,423	1	01017010280

INFO SHEET		
Case & Plinth + Fronts		 Baseboard 851912
BX/LM + LM	0	
BX/LM + LB	0	

851405


TV Unit 01 3D



- 3 Drawers
- Front Accents always in BX or TA-278 Finish
- LEDs Baseboard (optional)

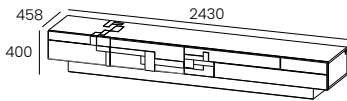
W:95 5/8" H:15 3/4" D:18"

kg	m3	vol	eco
79	0,558	1	01017010290

INFO SHEET		
Case & Plinth + Fronts		 Baseboard 851913
BX/LM + LM	0	
BX/LM + LB	0	

851406


TV Unit 01 2D + 1DD



- 2 Drawers and 1 Drop Down Door
- Front Accents always in BX or TA-278 Finish
- LEDs Baseboard (optional)

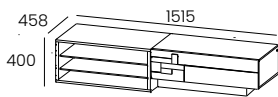
W:95 5/8" H:15 3/4" D:18"

kg	m3	vol	eco
71	0,558	1	01017010290

INFO SHEET		
Case & Plinth + Fronts		 Baseboard 851913
BX/LM + LM	0	
BX/LM + LB	0	

851407


TV Unit 02 1N + 1D



- 1 Niche and 1 Drawer
- 2 Fixed Glass Shelves
- Front Accents always in BX or TA-278 Finish
- LEDs Baseboard and Niche (optional)

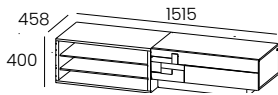
W:59 5/8" H:15 3/4" D:18"

kg	m3	vol	eco
51	0,359	1	01017010280

INFO SHEET		
Case & Plinth + Fronts		 Baseboard 851914 0 Niche 851915 0
BX/LM + LM	0	
BX/LM + LB	0	

851408


TV Unit 02 1N + 1DD



- 1 Niche and 1 Drop Down Door
- 2 Fixed Glass Shelves
- Front Accents always in BX or TA-278 Finish
- LEDs Baseboard and Niche (optional)

W:59 5/8" H:15 3/4" D:18"

kg	m3	vol	eco
44	0,359	1	01017010280

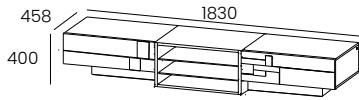
INFO SHEET		
Case & Plinth + Fronts		 Baseboard 851914 0 Niche 851915 0
BX/LM + LM	0	
BX/LM + LB	0	

WEMBLEY

TV Unit

851409


TV Unit 02 1D + 1N + 1D



- 2 Drawers and 1 Niche
- 2 Fixed Glass Shelves
- Front Accent always in BX or TA-278 Finish
- LEDs Baseboard and Niche (optional)

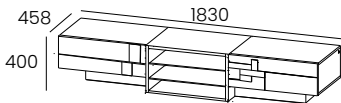
W:72" H:15 3/4" D:18"

kg	m3	vol	eco
44	0,359	1	01017010280

INFO SHEET		
Case & Plinth + Fronts		
BX/LM + LM	0	 Baseboard 851916 0
BX/LM + LB	0	Niche 851917 0

851410


TV Unit 02 1DD + 1N + 1DD



- 2 Drop Down Doors and 1 Niche
- 2 Fixed Glass Shelves
- Front Accent always in BX or TA-278 Finish
- LEDs Baseboard and Niche (optional)

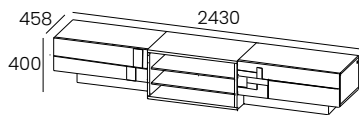
W:72" H:15 3/4" D:18"

kg	m3	vol	eco
54	0,431	1	01017010280

INFO SHEET		
Case & Plinth + Fronts		
BX/LM + LM	0	 Baseboard 851916 0
BX/LM + LB	0	Niche 851917 0

851411


TV Unit 02 1D + 1N + 1D



- 2 Drawers and 1 Niche
- 2 Fixed Glass Shelves
- Front Accent always in BX or TA-278 Finish
- LEDs Baseboard and Niche (optional)

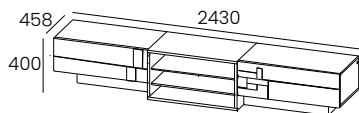
W:95 5/8" H:15 3/4" D:18"

kg	m3	vol	eco
80	0,431	1	01017010290

INFO SHEET		
Case & Plinth + Fronts		
BX/LM + LM	0	 Baseboard 851918 0
BX/LM + LB	0	Niche 851919 0

851412


TV Unit 02 1DD + 1N + 1DD



- 2 Drop Down Doors and 1 Niche
- 2 Fixed Glass Shelves
- Front Accent always in BX or TA-278 Finish
- LEDs Baseboard and Niche (optional)

W:95 5/8" H:15 3/4" D:18"

kg	m3	vol	eco
67	0,431	1	01017010290

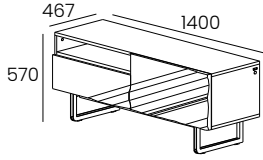
INFO SHEET		
Case & Plinth + Fronts		
BX/LM + LM	0	 Baseboard 851918 0
BX/LM + LB	0	Niche 851919 0

MIRAGE

TV Unit

861404

TV Unit 01 Left 1DD+1N+1DD




- 1 Drop-Down Door, 1 Niche and 1 Drop-Down Door
- Foot always in LF Finish
- Fronts always in Lacquer Finish, LM or LB
- Niche LEDs (optional)

W:55 1/8" H:22 1/2" D:18 3/8"

kg	m3	vol	eco
58	0,453	2	01017010280

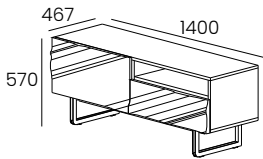
INFO SHEET

Case + Fronts

BX + LM	0	 Niche 861914
BX + LB	0	
LM + LM	0	
LM + LB	0	
		0

861414

TV Unit 01 Right 1DD+1N+1DD




- 1 Drop-Down Door, 1 Niche and 1 Drop-Down Door
- Foot always in LF Finish
- Fronts always in Lacquer Finish, LM or LB
- Niche LEDs (optional)

W:55 1/8" H:22 1/2" D:18 3/8"

kg	m3	vol	eco
58	0,453	2	01017010280

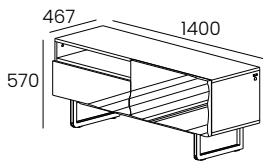
INFO SHEET

Case + Fronts

BX + LM	0	 Niche 861914
BX + LB	0	
LM + LM	0	
LM + LB	0	
		0

861405

TV Unit 01 Left 1D+1N+1DD




- 1 Drawer, 1 Niche and 1 Drop-Down Door
- Drawer with smoves system and partial Extraction
- Foot always in LF Finish
- Fronts always in Lacquer Finish, LM or LB
- Niche LEDs (optional)

W:55 1/8" H:22 1/2" D:18 3/8"

kg	m3	vol	eco
63	0,453	2	01017010290

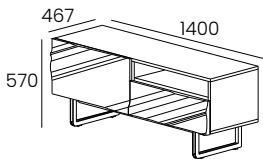
INFO SHEET

Case + Fronts

BX + LM	0	 Niche 861914
BX + LB	0	
LM + LM	0	
LM + LB	0	
		0

861415

TV Unit 01 Right 1D+1N+1DD




- 1 Drawer, 1 Niche and 1 Drop-Down Door
- Drawer with smoves system and partial Extraction
- Foot always in LF Finish
- Fronts always in Lacquer Finish, LM or LB
- Niche LEDs (optional)

W:55 1/8" H:22 1/2" D:18 3/8"

kg	m3	vol	eco
63	0,453	2	01017010290

INFO SHEET

Case + Fronts

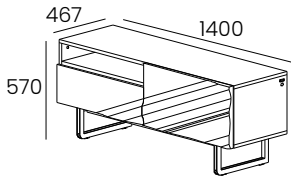
BX + LM	0	 Niche 861914
BX + LB	0	
LM + LM	0	
LM + LB	0	
		0

MIRAGE

TV Unit

861406

TV Unit 01 Left 1DD+1N+1D




- 1 Drop-Down Door, 1 Niche and 1 Drawer
- Drawer with smoves system and partial Extraction
- legs always in LF Finish
- Fronts always in Lacquer Finish, LM or LB
- Niche LEDs (optional)

W:55 1/8" H:22 1/2" D:18 3/8"

kg	m3	vol	eco
63	0,453	2	01017010290

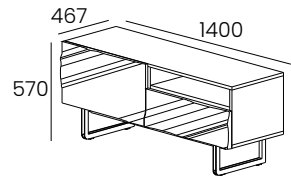
INFO SHEET

Case + Fronts

BX + LM	0	 Niche 861914
BX + LB	0	
LM + LM	0	
LM + LB	0	
		0

861416

TV Unit 01 Left 1DD+1N+1D




- 1 Drop-Down Door, 1 Niche and 1 Drawer
- Drawer with smoves system and partial Extraction
- legs always in LF Finish
- Fronts always in Lacquer Finish, LM or LB
- Niche LEDs (optional)

W:55 1/8" H:22 1/2" D:18 3/8"

kg	m3	vol	eco
63	0,453	2	01017010290

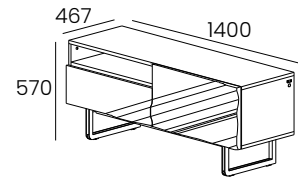
INFO SHEET

Case + Fronts

BX + LM	0	 Niche 861914
BX + LB	0	
LM + LM	0	
LM + LB	0	
		0

861407

TV Unit 01 Left 1D+1N+1D




- 1 Drawer, 1 Niche and 1 Drawer
- Drawers with smoves system and partial Extraction
- Foot always in LF Finish
- Fronts always in Lacquer Finish, LM or LB
- Niche LEDs (optional)

W:55 1/8" H:22 1/2" D:18 3/8"

kg	m3	vol	eco
71	0,453	2	01017010290

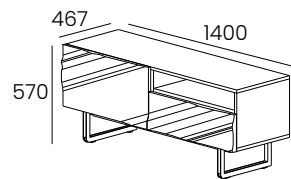
INFO SHEET

Case + Fronts

BX + LM	0	 Niche 861914
BX + LB	0	
LM + LM	0	
LM + LB	0	
		0

861417

TV Unit 01 Right 1D+1N+1D




- 1 Drawer, 1 Niche and 1 Drawer
- Drawers with smoves system and partial Extraction
- Foot always in LF Finish
- Fronts always in Lacquer Finish, LM or LB
- Niche LEDs (optional)

W:55 1/8" H:22 1/2" D:18 3/8"

kg	m3	vol	eco
71	0,453	2	01017010290

INFO SHEET

Case + Fronts

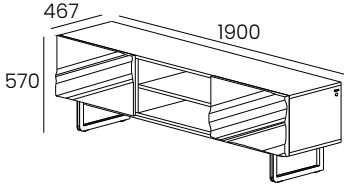
BX + LM	0	 Niche 861914
BX + LB	0	
LM + LM	0	
LM + LB	0	
		0

MIRAGE

TV Unit

861401

TV Unit 01 1DD+1N+1DD




- 1 Drop-Down Door, 1 Niche and 1 Drop-Down Door
- 1 Fixed Shelf in BX or LM Finish in the Niche
- Foot always in LF Finish
- Fronts always in Lacquer Finish, LM or LB
- Niche LEDs (optional)

W:74 7/8" H:22 1/2" D:18 3/8"

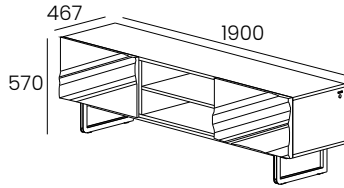
kg	m3	vol	eco
68	0,621	2	01017010290

INFO SHEET

Case + Fronts		 Niche 861913
BX + LM	0	
BX + LB	0	
LM + LM	0	
LM + LB	0	

861402

TV Unit 01 1D+1N+1D




- 1 Drawer, 1 Niche and 1 Drawer
- Drawers with smoves system and partial Extraction
- 1 Fixed Shelf in BX or LM Finish in the Niche
- Foot always in LF Finish
- Fronts always in Lacquer Finish, LM or LB
- Niche LEDs (optional)

W:74 7/8" H:22 1/2" D:18 3/8"

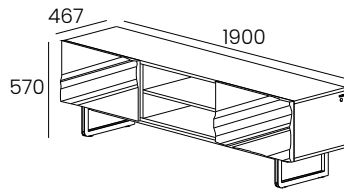
kg	m3	vol	eco
79	0,621	2	01017010290

INFO SHEET

Case + Fronts		 Niche 861913
BX + LM	0	
BX + LB	0	
LM + LM	0	
LM + LB	0	

861403

TV Unit 01 1D+1N+1DD




- 1 Drawer, 1 Niche and 1 Drop-Down Door
- Drawers with smoves system and partial Extraction
- 1 Fixed Shelf in BX or LM Finish in the Niche
- Foot always in LF Finish
- Fronts always in Lacquer Finish, LM or LB
- Niche LEDs (optional)

W:74 7/8" H:22 1/2" D:18 3/8"

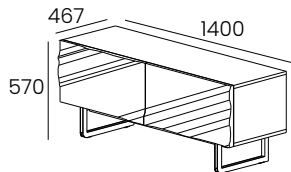
kg	m3	vol	eco
75	0,621	2	01017010290

INFO SHEET

Case + Fronts		 Niche 861913
BX + LM	0	
BX + LB	0	
LM + LM	0	
LM + LB	0	

861411

TV Unit 02 2DD



- 2 Drop-Down Doors
- Foot always in LF Finish
- Fronts always in Lacquer Finish, LM or LB

W:55 1/8" H:22 1/2" D:18 3/8"

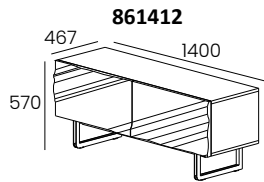
kg	m3	vol	eco
54	0,453	2	01017010280

INFO SHEET

Case + Fronts	
BX + LM	0
BX + LB	0
LM + LM	0
LM + LB	0

MIRAGE

TV Unit



861412

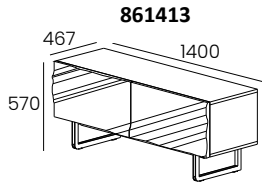
TV Unit 02 2D

- 2 Drawers
- Drawers with smoves system and partial Extraction
- Foot always in LF Finish
- Fronts always in Lacquer Finish, LM or LB

W:55 1/8" H:22 1/2" D:18 3/8"

kg	m3	vol	eco
66	0,453	2	01017010290

INFO SHEET	
Case + Fronts	
BX + LM	0
BX + LB	0
LM + LM	0
LM + LB	0



861413

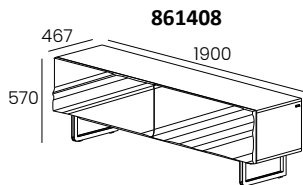
55 1/8" TV Unit 02 1D+1DD

- 1 Drawer and 1 Drop-Down Door
- Drawer with smoves system and partial Extraction
- Foot always in LF Finish
- Fronts always in Lacquer Finish, LM or LB

W:55 1/8" H:22 1/2" D:18 3/8"

kg	m3	vol	eco
60	0,453	2	01017010280

INFO SHEET	
Case + Fronts	
BX + LM	0
BX + LB	0
LM + LM	0
LM + LB	0



861408

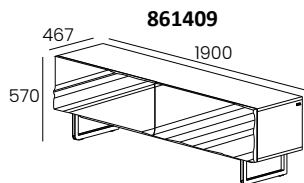
TV Unit 02 2DD

- 2 Drop-Down Doors
- Foot always in LF Finish
- Fronts always in Lacquer Finish, LM or LB

W:74 7/8" H:22 1/2" D:18 3/8"

kg	m3	vol	eco
64	0,621	2	01017010290

INFO SHEET	
Case + Fronts	
BX + LM	0
BX + LB	0
LM + LM	0
LM + LB	0



861409

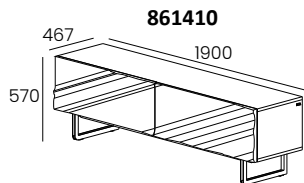
TV Unit 02 2D

- 2 Drawers
- Drawers with smoves system and partial Extraction
- Foot always in LF Finish
- Fronts always in Lacquer Finish, LM or LB

W:74 7/8" H:22 1/2" D:18 3/8"

kg	m3	vol	eco
79	0,621	2	01017010290

INFO SHEET	
Case + Fronts	
BX + LM	0
BX + LB	0
LM + LM	0
LM + LB	0



861410

TV Unit 02 1D+1DD

- 1 Drawer and 1 Drop-Down Door
- Drawer with smoves system and partial Extraction
- Foot always in LF Finish
- Fronts always in Lacquer Finish, LM or LB

W:74 7/8" H:22 1/2" D:18 3/8"

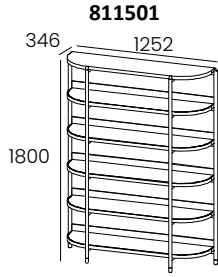
kg	m3	vol	eco
72	0,621	2	01017010290

INFO SHEET	
Case + Fronts	
BX + LM	0
BX + LB	0
LM + LM	0
LM + LB	0

SHOWCASE MODULES

NEWPORT/NEWTOWN

Showcase Modules



Bookcase NEWPORT

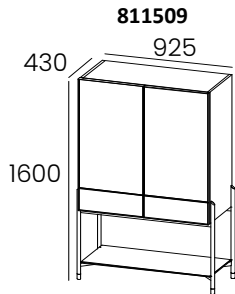
- Top Shelf always in BX or BX-280/ BX-292 Finish
- 5 Shelves in BX, BX-280/ BX-292 or CM Finish
- Metal Foot always in LF and Brass Finish

W:49 1/4" H:70 7/8" D:13 5/8"

kg m3 vol eco

BX 144 BX 01017010300
CM 158 1.459 1 CM 01017010310

INFO SHEET	
Shelves	Foot
	BX/BX-280/ BX-292
CM-S01	0
CM-S03	0
CM-S04	0



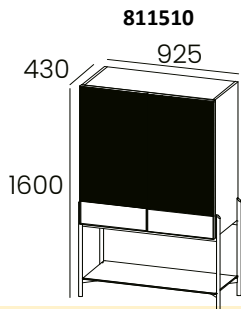
Bar NEWPORT

- 1 Interior Drawer and 1 Shelf in BX or BX-280/ BX-292 Finish
- 1 Interior Removable Glass Shelf
- 1 Fixed Shelf in Clear, Gray or Bronze Glass
- With bar storage
- Metal Foot always in LF and Brass Finish
- Metal Frame in LF Finish
- Upper Door Fronts in BX, BX-280/ BX-292 / LM, CM or Wood Rattan Finish
- Bottom Door Fronts in BX or LM Finish
- Interior LEDs (optional)

W:36 1/2" H:63" D:17"

kg m3 vol eco
187 1,040 1 01017010310

INFO SHEET			
Case	Fronts		
BX/LM	BX/BX-280/ BX-292/LM+CM-S01	0	Interior 811902
	BX/LM+CM-S03	0	
	BX/LM+CM-S04	0	0
	BX/LM+RATTAN	0	0



Showcase NEWPORT

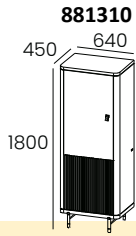
- 3 Removable Glass Shelf
- 1 Fixed Shelf in Clear, Gray or Bronze Glass
- Metal Foot always in LF and Brass Finish
- Metal Frame in LF Finish
- Upper Door Fronts in BX, BX-280/ BX-292 / LM, CM or Wood Rattan Finish
- Bottom Door Fronts in BX or LM Finish
- Interior LEDs (optional)

W:36 1/2" H:63" D:17"

kg m3 vol eco
187 1,040 1 01017010310

INFO SHEET			
Case	Fronts		
BX/LM	BX/BX-280/ BX-292/LM+CM-S01	0	Interior 811907
	BX/LM+CM-S03	0	
	BX/LM+CM-S04	0	0
	BX/LM+RATTAN	0	0

Showcase Modules



881310

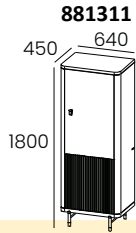
Left Module x21

- 1 Door
- Rail Doors on the Left
- 3 Removable Glass Shelves
- 1 Fixed Shelf in BX or LM
- Foot in Metal always in LF and Brass Finish
- Handles Noir PX-001 or Brown PX-002.

W:25 1/4" H:70 7/8" D:17 3/4"

kg	m3	vol	eco
113	0,610	2	01017010300

INFO SHEET		
Case	Fronts	
BX/LM	BX/LM	0
	BX-280/ BX-292	0
BX-280/ BX-292	LM	0
	BX-280/ BX-292	0



881311

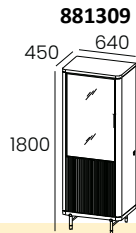
Right Module x21

- 1 Door
- Rail Doors on the Right
- 3 Removable Glass Shelves
- 1 Fixed Shelf in BX or LM
- Foot in Metal always in LF and Brass Finish
- Handles Noir PX-001 or Brown PX-002.

W:25 1/4" H:70 7/8" D:17 3/4"

kg	m3	vol	eco
113	0,610	2	01017010300

INFO SHEET		
Case	Slatted	
BX/LM	BX/LM	0
	BX-280/ BX-292	0
BX-280/ BX-292	LM	0
	BX-280/ BX-292	0



881309

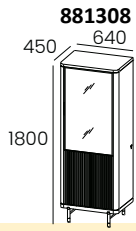
Left Module x25

- 1 Door and 1 Glass Door
- Rail Doors on the Left
- 3 Removable Glass Shelves
- 1 Fixed Shelf in BX or LM
- Foot in Metal always in LF and Brass Finish
- Handles Noir PX-001 or Brown PX-002.

W:25 1/4" H:70 7/8" D:17 3/4"

kg	m3	vol	eco
98	0,657	3	01017010290

INFO SHEET			
Case	Slatted		Interior 881905
BX/LM	BX/LM	0	
	BX-280/ BX-292	0	
BX-280/ BX-292	LM	0	
	BX-280/ BX-292	0	



881308

Right Module x25

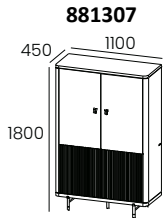
- 1 Door and 1 Glass Door
- Rail Doors on the Right
- 3 Removable Glass Shelves
- 1 Fixed Shelf in BX or LM
- Foot in Metal always in LF and Brass Finish
- Handles Noir PX-001 or Brown PX-002.

W:25 1/4" H:70 7/8" D:17 3/4"

kg	m3	vol	eco
98	0,657	3	01017010290

INFO SHEET			
Case	Slatted		Interior 881905
BX/LM	BX/LM	0	
	BX-280/ BX-292	0	
BX-280/ BX-292	LM	0	
	BX-280/ BX-292	0	

Showcase Modules



881307

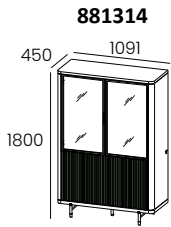
Module x01

- 2 Doors
- 5 Removable Glass Shelves
- 2 Fixed Shelves in BX or LM
- Foot in Metal always in LF and Brass Finish
- Handles Noir PX-001 or Brown PX-002.

W:43 3/8" H:70 7/8" D:17 3/4"

kg	m3	vol	eco
156	1,012	2	01017010310

INFO SHEET		
Case	Slatted	
BX/LM	BX/LM	0
	BX-280/ BX-292	0
BX-280/ BX-292	LM	0
	BX-280/ BX-292	0



881314

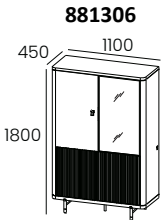
Module x02

- 2 Glass Doors and 2 Doors
- 2 Removable Glass Shelves
- 4 Fixed Glass Shelves
- 2 BX or LM Fixed Shelves
- Foot in Metal always in LF and Brass Finish
- Handles Noir PX-001 or Brown PX-002.
- Shelf LEDs (optional).

W:43" H:70 7/8" D:17 3/4"

kg	m3	vol	eco
149	1,101	5	01017010300

INFO SHEET			Shelf 881913
Case	Slatted		
BX/LM	BX/LM	0	
	BX-280/ BX-292	0	
BX-280/ BX-292	LM	0	
	BX-280/ BX-292	0	



881306

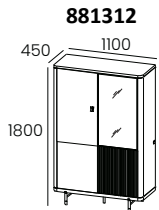
Module x05

- 2 Doors and 1 Glass Door
- 3 Removable Glass Shelves
- 2 Fixed Glass Shelves
- 2 Fixed Shelves in BX or LM
- Foot in Metal always in LF and Brass Finish
- Handles Noir PX-001 or Brown PX-002.
- LEDs on the Shelf (optional).

W:43 3/8" H:70 7/8" D:17 3/4"

kg	m3	vol	eco
145	1,056	3	01017010300

INFO SHEET			Shelf 881907
Case	Slatted		
BX/LM	BX/LM	0	
	BX-280/ BX-292	0	
BX-280/ BX-292	LM	0	
	BX-280/ BX-292	0	



881312

Module x04

- 2 Doors and 1 Glass Door
- 3 Removable Glass Shelves
- 2 Fixed Glass Shelves
- 2 Fixed Shelves in BX or LM
- Foot in Metal always in LF and Brass Finish
- Handles Noir PX-001 or Brown PX-002.
- LEDs on the Shelf (optional).

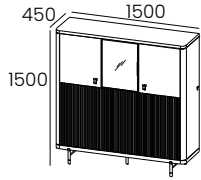
W:43 3/8" H:70 7/8" D:17 3/4"

kg	m3	vol	eco
150	1,056	3	01017010310

INFO SHEET			Shelf 881907
Case	Slatted		
BX/LM	BX/LM	0	
	BX-280/ BX-292	0	
BX-280/ BX-292	LM	0	
	BX-280/ BX-292	0	

Showcase Modules

881305



Module x03

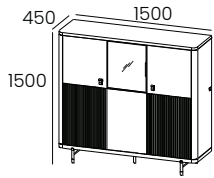
- 3 Doors and 1 Glass Door
- 5 Removable Glass Shelves
- 1 Fixed Glass Shelves
- 3 Fixed Shelves in BX or LM
- Foot in Metal always in LF and Brass Finish
- Handles Noir PX-001 or Brown PX-002.
- LEDs on the Shelf (optional).

W:59" H:59" D:17 3/4"

kg	m3	vol	eco
167	1,142	3	01017010310

INFO SHEET			
Case	Slatted		Shelf 881908
BX/LM	BX/LM	0	
	BX-280/ BX-292	0	
BX-280/ BX-292	LM	0	0
	BX-280/ BX-292	0	

881313



Module x06

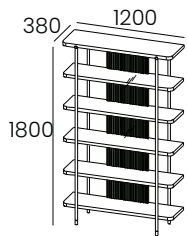
- 3 Doors and 1 Glass Door
- 5 Removable Glass Shelves
- 1 Fixed Glass Shelves
- 3 Fixed Shelves in BX or LM
- Foot in Metal always in LF and Brass Finish
- Handles Noir PX-001 or Brown PX-002.
- LEDs on the Shelf (optional).

W:59" H:59" D:17 3/4"

kg	m3	vol	eco
171	1,142	3	01017010310

INFO SHEET			
Case	Slatted		Shelf 881908
BX/LM	BX/LM	0	
	BX-280/ BX-292	0	
BX-280/ BX-292	LM	0	0
	BX-280/ BX-292	0	

881501



Bookcase

- 5 Fixed Shelves in BX or LM Finish
- Slatted in BX or LM Finish
- Foot in Metal always in LF and Brass Finish.

W:47 1/4" H:70 7/8" D:15"

kg	m3	vol	eco
85	0,994	1	01017010290

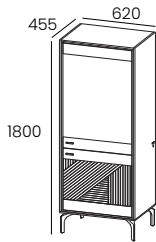
INFO SHEET			
Foot	Shelves	Slatted	
LF	BX/LM	BX/LM	0
		BX-280/ BX-292	0
	BX-280/ BX-292	LM	0
		BX-280/ BX-292	0

SANTANA

Showcase Modules

841301

Right Module x21



- 2 flat Doors
- 3 Removable Glass Shelves
- 1 Fixed Wooden Shelf
- Rail Doors on the Right
- Metal Foot and Handle always in LF Finish

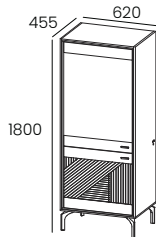
W:24 1/2" H:70 7/8" D:18"

kg	m3	vol	eco
80	0,579	2	01017010290

INFO SHEET	
Case + Fronts	
BX/LM + BX/LM	0

841306

Left Module x21



- 2 flat Doors
- 3 Removable Glass Shelves
- 1 Fixed Wooden Shelf
- Rail Doors on the Left
- Metal Foot and Handle always in LF Finish

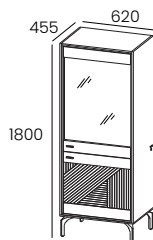
W:24 1/2" H:70 7/8" D:18"

kg	m3	vol	eco
80	0,579	2	01017010290

INFO SHEET	
Case + Fronts	
BX/LM + BX/LM	0

841302


Right Module x25



- 1 Glass Door and 1 flat Door
- 3 Removable Glass Shelves
- 1 Fixed Wooden Shelf
- Rail Doors on the Right
- Metal Foot and Handle always in LF Finish
- Interior LEDs (optional)

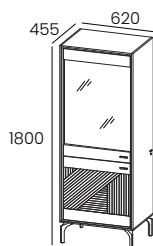
W:24 1/2" H:70 7/8" D:18"

kg	m3	vol	eco
80	0,642	3	01017010290

INFO SHEET		
Case + Fronts		
BX/LM + BX/LM	0	 Interior 841908
		0

841307


Left Module x25



- 1 Glass Door and 1 flat Door
- 3 Removable Glass Shelves
- 1 Fixed Wooden Shelf
- Rail Doors on the Left
- Metal Foot and Handle always in LF Finish
- Interior LEDs (optional)

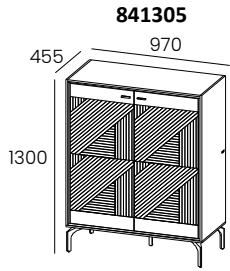
W:24 1/2" H:70 7/8" D:18"

kg	m3	vol	eco
80	0,642	3	01017010290

INFO SHEET		
Possible Finishes		
BX/LM + BX/LM	0	 Interior 841908
		0

SANTANA

Showcase Modules



841305

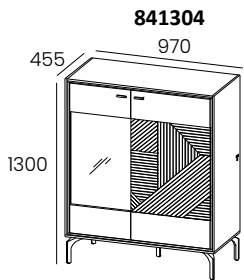
Module x01

- 2 flat Doors
- 4 Removable Glass Shelves
- 2 Fixed Wooden Shelves
- Metal Foot and Handle always in LF Finish

W:38 1/4" H:51 1/4" D:18"

kg	m3	vol	eco
88	0,619	2	01017010290

INFO SHEET		
Case + Fronts		
BX/LM + BX/LM		0




841304

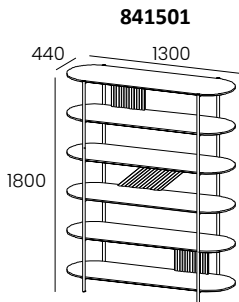
Module x05

- 1 solid and Glass Door
- 4 Removable Glass Shelves
- 1 Fixed Wooden Shelves
- Metal Foot and Handle always in LF Finish
- Interior LEDs (optional)

W:38 1/4" H:51 1/4" D:18"

kg	m3	vol	eco
84	0,668	3	01017010290

INFO SHEET		
Case + Fronts		
BX/LM + BX/LM	0	 Interior 841909 0



841501

Bookcase

- 5 Fixed Shelves in BX or LM Finish
- Metal Foot always in LF Finish

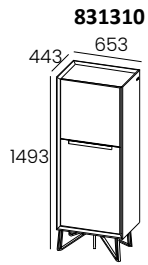
W:51 1/4" H:70 7/8" D:17 3/8"

kg	m3	vol	eco
62	1,224	1	01017010290

INFO SHEET		
Foot	Shelves	
LF	BX/LM	0

TAIGA

Showcase Modules



831310

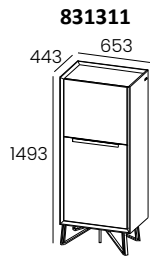
Left Module x21

- 1 Door
- 2 Fixed Wooden Shelves
- Rail Doors on the Left
- Metal Foot and Handle always in LF Finish

W:25 3/4" H:58 3/4" D:17 1/2"

kg	m3	vol	eco
81	0,577	2	01017010290

INFO SHEET		
Case	Fronts	
LM	BX/LM	0
	LB	0



831311

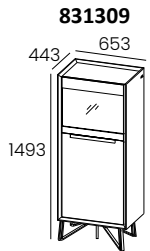
Right Module x21

- 1 Door
- 2 Fixed Wooden Shelves
- Rail Doors on the Right
- Metal Foot and Handle always in LF Finish

W:25 3/4" H:58 3/4" D:17 1/2"

kg	m3	vol	eco
81	0,577	2	01017010290

INFO SHEET		
Case	Fronts	
LM	BX/LM	0
	LB	0




831309

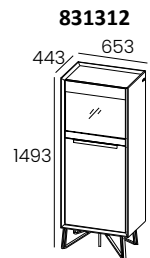
Left Module x25

- 1 solid and Glass Door
- 2 Fixed Wooden Shelves
- Rail Doors on the Left
- Metal Foot and Handle always in LF Finish
- Shelf LEDs (optional)

W:25 3/4" H:58 3/4" D:17 1/2"

kg	m3	vol	eco
85	0,635	3	01017010290

INFO SHEET			
Case	Fronts		 Shelf 831904
LM	BX/LM	0	
	LB	0	0




831312

Right Module x25

- 1 solid and Glass Door
- 2 Fixed Wooden Shelves
- Rail Doors on the Right
- Metal Foot and Handle always in LF Finish
- Shelf LEDs (optional)

W:25 3/4" H:58 3/4" D:17 1/2"

kg	m3	vol	eco
85	0,635	3	01017010290

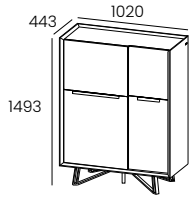
INFO SHEET			
Case	Fronts		 Shelf 831904
LM	BX/LM	0	
	LB	0	0

TAIGA

Showcase Modules

831308

Module x01



- 2 Doors
- 4 Fixed Wooden Shelves
- Metal Foot and Handle always in LF Finish

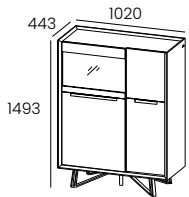
W:40 1/8" H:58 3/4" D:17 1/2"

kg	m3	vol	eco
115	0,831	2	01017010300

INFO SHEET		
Case	Fronts	
LM	BX/LM	0
	LB	0

831306


Module x05



- 1 solid and Glass Door and 1 Door
- 1 Fixed Glass Shelf
- 4 Fixed Wooden Shelves
- Metal Foot and Handle always in LF Finish
- Shelf LEDs (optional)

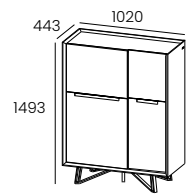
W:40 1/8" H:58 3/4" D:17 1/2"

kg	m3	vol	eco
120	0,888	3	01017010300

INFO SHEET			
Case	Fronts		
LM	BX/LM	0	 Shelf 831905
	LB	0	

831307


Bar



- 2 Doors and 1 Interior Drawer
- 4 Fixed Shelves in matt Lacquer
- Glass support
- bottle storage
- Metal Foot and Handle always in LF Finish
- Interior LEDs (optional)

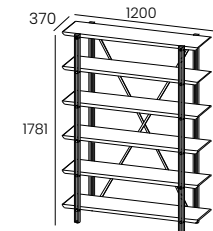
W:40 1/8" H:58 3/4" D:17 1/2"

kg	m3	vol	eco
131	0,831	2	01017010300

INFO SHEET			
Case	Fronts		
LM	BX/LM	0	 Interior 831907
	LB	0	

831501

Bookcase



- 5 Fixed Shelves in BX or LM Finish
- Metal Foot always in LF Finish

W:47 1/4" H:70 1/8" D:14 1/2"

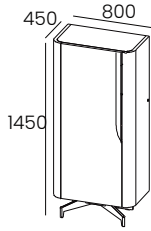
kg	m3	vol	eco
52	0,239	4	01017010280

INFO SHEET		
Foot	Shelves	
LF	BX/LM	0

WIND

Showcase Modules

711306



Left Module x21

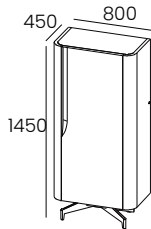
- 1 Door
- 1 Removable Glass Shelf
- 1 Fixed Wooden Shelf
- Foot and Handle always in LF Finish, except LF-018
- you must Choose the Finish of the Cabinet Top, BX, LM, LF or CM

W:31 1/2" H:57" D:17 3/4"

kg	m3	vol	eco
89	0,605	3	01017010290

INFO SHEET	
Case + Fronts	
BX + BX	0
LM + LM	0
LB + LB	0
LBM + LBM	0
Cabinet Top - 711206	
BX	0
LM	0
LF	0
CM - S01	0
CM - S03	

711307



Right Module x21

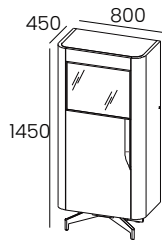
- 1 Door
- 1 Removable Glass Shelf
- 1 Fixed Wooden Shelf
- Foot and Handle always in LF Finish, except LF-018
- you must Choose the Finish of the Cabinet Top, BX, LM, LF or CM

W:31 1/2" H:57" D:17 3/4"

kg	m3	vol	eco
89	0,605	3	01017010290

INFO SHEET	
Case + Fronts	
BX + BX	0
LM + LM	0
LB + LB	0
LBM + LBM	0
Cabinet Top - 711206	
BX	0
LM	0
LF	0
CM - S01	0
CM - S03	

711308



Left Module x25

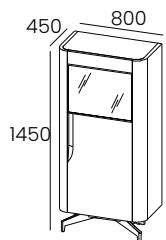
- 1 Glass and solid Door
- 1 Removable Glass Shelf
- 1 Fixed Wooden Shelf
- Foot and Handle always in LF Finish, except LF-018
- you must Choose the Finish of the Cabinet Top, BX, LM, LF or CM
- Interior LEDs (optional)

W:31 1/2" H:57" D:17 3/4"

kg	m3	vol	eco
90	0,735	4	01017010290

INFO SHEET		Interior 711916
Case + Fronts		
BX + BX	0	
LM + LM	0	
LB + LB	0	
LBM + LBM	0	
Cabinet Top - 711207		0
BX	0	
LM	0	
LF	0	
CM - S01	0	
CM - S03		

711309



Right Module x25

- 1 Glass and solid Door
- 1 Removable Glass Shelf
- 1 Fixed Wooden Shelf
- Foot and Handle always in LF Finish, except LF-018
- you must Choose the Finish of the Cabinet Top, BX, LM, LF or CM
- Interior LEDs (optional)

W:31 1/2" H:57" D:17 3/4"

kg	m3	vol	eco
90	0,735	4	01017010290

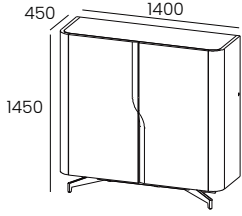
INFO SHEET		Interior 711916
Case + Fronts		
BX + BX	0	
LM + LM	0	
LB + LB	0	
LBM + LBM	0	
Cabinet Top - 711207		0
BX	0	
LM	0	
LF	0	
CM - S01	0	
CM - S03		

WIND

Showcase Modules

711302

Module x01



- 2 Doors
- 3 Removable Glass Shelves
- 1 Fixed Wooden Shelf
- Foot and Handles always in LF Finish, except LF-018
- you must Choose the Finish of the Cabinet Top, BX, LM, LF or CM

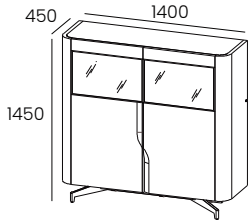
W:55 1/8" H:57" D:17 3/4"

kg	m3	vol	eco
139	1,037	3	01017010300

INFO SHEET	
Case + Fronts	
BX + BX	0
LM + LM	0
LB + LB	0
LBM + LBM	0
Cabinet Top - 711204	
BX	0
LM	0
LF	0
CM - S01	0
CM - S03	

711301


Module x05



- 2 Glass and solid Doors
- 2 Removable Glass Shelves
- 1 Fixed Wooden Shelf
- Foot and Handles always in LF Finish, except LF-018
- you must Choose the Finish of the Cabinet Top, BX, LM, LF or CM
- Interior LEDs (optional)

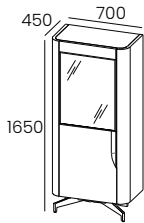
W:55 1/8" H:57" D:17 3/4"

kg	m3	vol	eco
124	1,167	4	01017010300

INFO SHEET		 Interior 711917
Case + Fronts		
BX + BX	0	
LM + LM	0	
LB + LB	0	
LBM + LBM	0	
Cabinet Top - 711205		0
BX	0	
LM	0	
LF	0	
CM - S01	0	
CM - S03		

711304


Left Vitrine x25



- 1 Glass and solid Door
- 2 Removable Glass Shelves
- 1 Fixed Wooden Shelf
- Foot and Handle always in LF Finish, except LF-018
- you must Choose the Finish of the Cabinet Top, BX, LM, LF or CM
- Interior LEDs (optional)

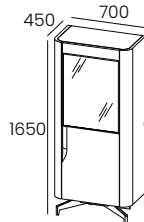
W:27 1/2" H:65" D:17 3/4"

kg	m3	vol	eco
94	0,854	4	01017010290

INFO SHEET		 Interior 711914
Case + Fronts		
BX + BX	0	
LM + LM	0	
LB + LB	0	
LBM + LBM	0	
Cabinet Top - 711209		0
BX	0	
LM	0	
LF	0	
CM - S01	0	
CM - S03		

711305


Right Vitrine x25



- 1 Glass and solid Door
- 2 Removable Glass Shelves
- 1 Fixed Wooden Shelf
- Foot and Handle always in LF Finish, except LF-018
- you must Choose the Finish of the Cabinet Top, BX, LM, LF or CM
- Interior LEDs (optional)

W:27 1/2" H:65" D:17 3/4"

kg	m3	vol	eco
94	0,854	4	01017010290

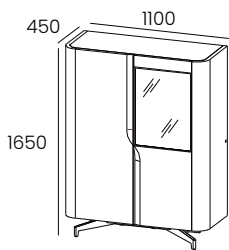
INFO SHEET		 Interior 711914
Case + Fronts		
BX + BX	0	
LM + LM	0	
LB + LB	0	
LBM + LBM	0	
Cabinet Top - 711209		0
BX	0	
LM	0	
LF	0	
CM - S01	0	
CM - S03		

WIND

Showcase Modules

711315


Left Vitrine x05



- 1 solid Glass Door and 1 solid Door
- 2 Removable Glass Shelves
- 1 Fixed Wooden Shelf
- Foot and Handles always in LF Finish, except LF-018
- you must Choose the Finish of the Cabinet Top, BX, LM, LF or CM
- Interior LEDs (optional)

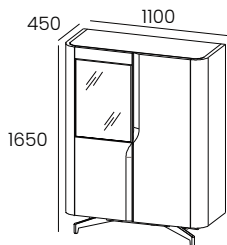
W:43 3/8" H:65" D:17 3/4"

kg	m3	vol	eco
121	1,053	4	01017010300

INFO SHEET		
Case + Fronts		 Interior 711915
BX + BX	0	
LM + LM	0	
LB + LB	0	
LBM + LBM	0	0
Cabinet Top - 711208		
BX	0	
LM	0	
LF	0	
CM - S01	0	
CM - S03		

711316


Right Vitrine x05



- 1 solid Glass Door and 1 solid Door
- 2 Removable Glass Shelves
- 1 Fixed Wooden Shelf
- Foot and Handles always in LF Finish, except LF-018
- you must Choose the Finish of the Cabinet Top, BX, LM, LF or CM
- Interior LEDs (optional)

W:43 3/8" H:65" D:17 3/4"

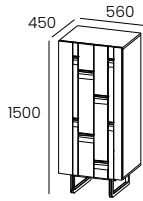
kg	m3	vol	eco
121	1,053	4	01017010300

INFO SHEET		
Case + Fronts		 Interior 711915
BX + BX	0	
LM + LM	0	
LB + LB	0	
LBM + LBM	0	0
Cabinet Top - 711208		
BX	0	
LM	0	
LF	0	
CM - S01	0	
CM - S03		

CARAT

Showcase Modules

771301




Left Cabinet x21

- 1 Door
- 2 Removable Glass Shelves
- Door closes to the Left
- Handles always in LF Finish, except LF-018
- Foot always in LF Finish
- Front always in Lacquered Finish, LM or LB
- Front LEDs (optional)
- Choose between Foot P1 or P2

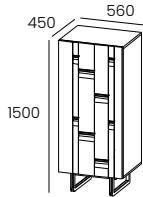
W:22" H:59" D:17 3/4"

kg	m3	vol	eco
73	0,44	3	01017010290

INFO SHEET

Case + Fronts		 Front 771925
BX + LM	0	
BX + LB	0	
LM + LM	0	
LM + LB	0	

771302




Right Cabinet x21

- 1 Door
- 2 Removable Glass Shelves
- Door closes to the Right
- Handles always in LF Finish, except LF-018
- Foot always in LF Finish
- Front always in Lacquered Finish, LM or LB
- Front LEDs (optional)
- Choose between Foot P1 or P2

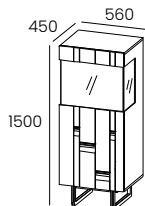
W:22" H:59" D:17 3/4"

kg	m3	vol	eco
73	0,44	3	01017010290

INFO SHEET

Case + Fronts		 Front 771925
BX + LM	0	
BX + LB	0	
LM + LM	0	
LM + LB	0	

771303




Left Cabinet x25

- 1 Door with Glass
- 2 Removable Glass Shelves
- Door closes to the Left
- Handles always in LF Finish, except LF-018
- Foot always in LF Finish
- Front always in Lacquered Finish, LM or LB
- Front LEDs (optional)
- Choose between Foot P1 or P2

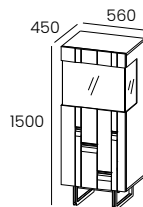
W:22" H:59" D:17 3/4"

kg	m3	vol	eco
77	0,44	3	01017010290

INFO SHEET

Case + Fronts		 Front 771925
BX + LM	0	
BX + LB	0	
LM + LM	0	
LM + LB	0	

771304




Right Cabinet x25

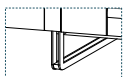
- 1 Door with Glass
- 2 Removable Glass Shelves
- Door closes to the Right
- Handles always in LF Finish, except LF-018
- Foot always in LF Finish
- Front always in Lacquered Finish, LM or LB
- Front LEDs (optional)
- Choose between Foot P1 or P2

W:22" H:59" D:17 3/4"

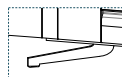
kg	m3	vol	eco
77	0,44	3	01017010290

INFO SHEET

Case + Fronts		 Front 771925
BX + LM	0	
BX + LB	0	
LM + LM	0	
LM + LB	0	



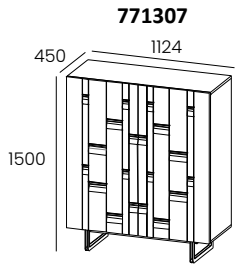
P1



P2

CARAT

Showcase Modules




771307

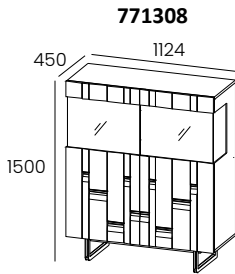
Cabinet x01

- 2 Doors
- 4 Removable Glass Shelves
- Handles always in LF Finish, except LF-018
- Foot always in LF Finish
- Front always in Lacquered Finish, LM or LB
- Front LEDs (optional)
- Choose between Foot P1 or P2

W:44 1/4" H:59" D:17 3/4"

kg	m3	vol	eco
109	0,90	3	01017010300

INFO SHEET		
Case + Fronts		 Front 771922 0
BX + LM	0	
BX + LB	0	
LM + LM	0	
LM + LB	0	




771308

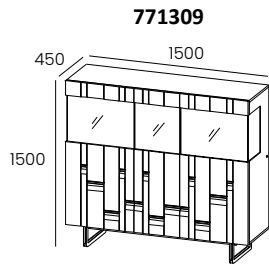
Cabinet x05

- 2 Doors with Glass
- 3 Removable Glass Shelves
- Handles always in LF Finish, except LF-018
- Foot always in LF Finish
- Front always in Lacquered Finish, LM or LB
- Front LEDs (optional)
- Choose between Foot P1 or P2

W:44 1/4" H:59" D:17 3/4"

kg	m3	vol	eco
125	0,90	3	01017010300

INFO SHEET		
Case + Fronts		 Front 771922 0 Interior 771923 0
BX + LM	0	
BX + LB	0	
LM + LM	0	
LM + LB	0	




771309

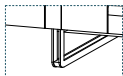
Cabinet x03

- 3 Doors with Glass
- 4 Removable Glass Shelves
- Handles always in LF Finish, except LF-018
- Foot always in LF Finish
- Front always in Lacquered Finish, LM or LB
- Front LEDs (optional)
- Choose between Foot P1 or P2

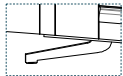
W:59" H:59" D:17 3/4"

kg	m3	vol	eco
147	1,18	3	01017010300

INFO SHEET		
Case + Fronts		 Front 771920 0 Interior 771921 0
BX + LM	0	
BX + LB	0	
LM + LM	0	
LM + LB	0	



P1



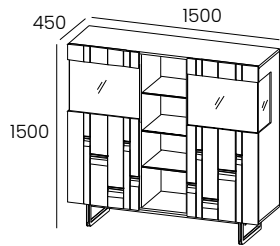
P2

CARAT

Showcase Modules

771310


Cabinet x06



- 2 Doors with Glass and 1 Niche
- 4 Removable Glass Shelves
- 3 Fixed Shelves in BX or LM Finish in the Niche
- Handles always in LF Finish, except LF-018
- Foot always in LF Finish
- Front always in Lacquered Finish, LM or LB
- Front LEDs (optional)
- Choose between Foot P1 or P2

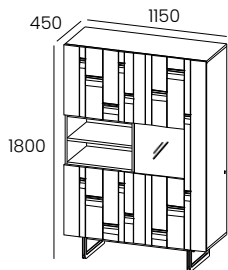
W:59" H:59" D:17 3/4"

kg	m3	vol	eco
150	1,05	3	01017010300

INFO SHEET		
Case + Fronts		 Front 771922 0
BX + LM	0	
BX + LB	0	Interior 771924 0
LM + LM	0	
LM + LB	0	Niche 771927 0

771455


Bookcase x01

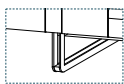


- 1 Door with Glass, 2 plain Doors and 1 Niche
- 5 Removable Glass Shelves
- 1 Fixed Shelf in BX or LM Finish in the Niche
- Handles always in LF Finish, except LF-018
- Foot always in LF Finish
- Front always in Lacquered Finish, LM or LB
- Front LEDs (optional)
- Choose between Foot P1 or P2

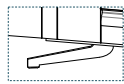
W:45 1/4" H:70 7/8" D:17 3/4"

kg	m3	vol	eco
139	0,98	3	01017010300

INFO SHEET		
Case + Fronts		 Front 771930 0
BX + LM	0	
BX + LB	0	Interior 771931 0
LM + LM	0	
LM + LB	0	Niche 771932 0

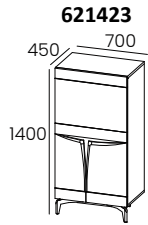


P1



P2

Showcase Modules



621423

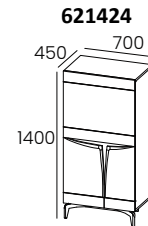
Left Module x21

- 1 Door
- 2 Removable Glass Shelves
- Left opening
- Metal Foot and Motif always in LF Finish

W:27 1/2" H:55 1/8" D:17 3/4"

kg	m3	vol	eco
74	0,549	3	01017010290

INFO SHEET		
Case	Fronts	
BX/LM	LM	0
	LB	0



621424

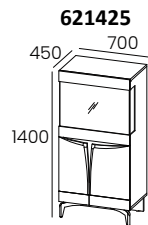
Right Module x21

- 1 Door
- 2 Removable Glass Shelves
- Right opening
- Metal Foot and Motif always in LF Finish

W:27 1/2" H:55 1/8" D:17 3/4"

kg	m3	vol	eco
74	0,549	3	01017010290

INFO SHEET		
Case	Fronts	
BX/LM	LM	0
	LB	0




621425

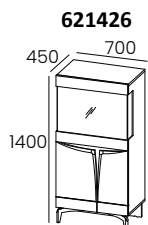
Left Module x25

- 1 Glass and solid Door
- 2 Removable Glass Shelves
- Left opening
- Metal Foot and Motif always in LF Finish
- Interior LEDs (optional)

W:27 1/2" H:55 1/8" D:17 3/4"

kg	m3	vol	eco
70	0,633	4	01017010290

INFO SHEET			
Case	Fronts		 Interior 621907
BX/LM	LM	0	
	LB	0	




621426

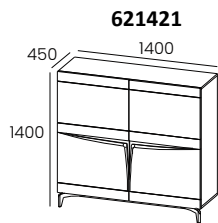
Right Module x25

- 1 Glass and solid Door
- 2 Removable Glass Shelves
- Right opening
- Metal Foot and Motif always in LF Finish
- Interior LEDs (optional)

W:27 1/2" H:55 1/8" D:17 3/4"

kg	m3	vol	eco
70	0,633	4	01017010290

INFO SHEET			
Case	Fronts		 Interior 621907
BX/LM	LM	0	
	LB	0	



621421

Module x01

- 2 Doors
- 4 Removable Glass Shelves
- Metal Foot and Motif always in LF Finish

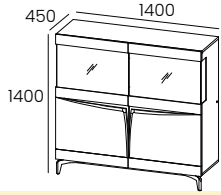
W:55 1/8" H:55 1/8" D:17 3/4"

kg	m3	vol	eco
111	1,048	3	01017010300

INFO SHEET		
Case	Fronts	
BX/LM	LM	0
	LB	0

Showcase Modules

621422




W:55 1/8" H:55 1/8" D:17 3/4"

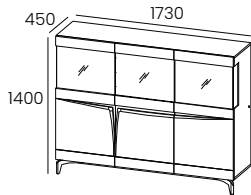
kg	m3	vol	eco
124	1,131	4	01017010300

Module x05

- 2 Glass and solid Doors
- 3 Removable Glass Shelves
- Metal Foot and Motif always in LF Finish
- Interior LEDs (optional)

INFO SHEET			
Case	Fronts		 Interior 621905
BX/LM	LM	0	
	LB	0	

621427




W:68 1/8" H:55 1/8" D:17 3/4"

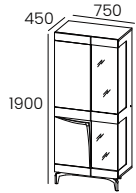
kg	m3	vol	eco
147	0,659	4	01017010300

Module x03

- 3 Glass and solid Doors
- 4 Removable Glass Shelves
- Metal Foot and Motif always in LF Finish
- Interior LEDs (optional)

INFO SHEET			
Case	Fronts		 Interior 621934
BX/LM	LM	0	
	LB	0	

621429




W:29 1/2" H:74 7/8" D:17 3/4"

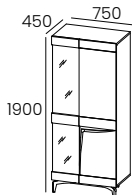
kg	m3	vol	eco
105	0,890	4	01017010300

Left Vitrine x01

- 1 Glass Door and 1 plain Door
- 6 Removable Glass Shelves
- Metal Foot and Motif always in LF Finish
- LEDs Shelves (optional)

INFO SHEET			
Case	Fronts		 Shelves 621908
BX/LM	LM	0	
	LB	0	

621428




W:29 1/2" H:74 7/8" D:17 3/4"

kg	m3	vol	eco
105	0,890	4	01017010300

Right Vitrine x01

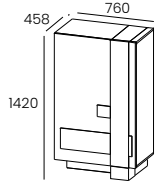
- 1 Glass Door and 1 plain Door
- 6 Removable Glass Shelves
- Metal Foot and Motif always in LF Finish
- LEDs Shelves (optional)

INFO SHEET			
Case	Fronts		 Shelves 621908
BX/LM	LM	0	
	LB	0	

BRISTOL

Showcase Modules

801420




Cabinet x21

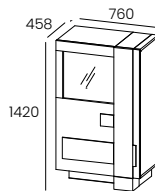
- 2 Doors
- 5 Removable Glass Shelves
- 1 Shelf Fixed in Melamine
- TA Finish only available on the Door and base vertical
- lighting Baseboard (optional)

W:30" H:56" D:18"

kg	m3	vol	eco
79	0,629	1	01017010290

INFO SHEET				
Case	Fronts	Front Horizontal Accents		 Baseboard 801906
BX/LM	BX/LM	BX/LM	0	
		LB	0	
	LB	BX/LM	0	
		LB	0	

801421




Cabinet x25

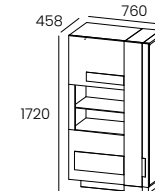
- 2 Doors
- 5 Removable Glass Shelves
- 1 Shelf Fixed in Melamine
- TA Finish only available on the Door and base vertical
- lighting Shelf or Baseboard (optional)

W:30" H:56" D:18"

kg	m3	vol	eco
90	0,657	1	01017010290

INFO SHEET					
Case	Fronts	Front Horizontal Accents		 Shelf 801905	
BX/LM	BX/LM	BX/LM	0		0
		LB	0		
	LB	BX/LM	0	Baseboard 801906	
		LB	0		

801422




Cabinet x17

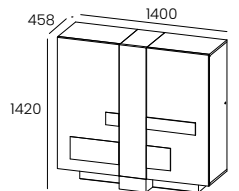
- 3 Doors and 1 Niche
- 4 Removable Glass Shelves
- 2 Shelf Fixeds in Melamine
- TA Finish only available on the Door and base vertical
- lighting Shelf or Baseboard (optional)

W:30" H:67 3/4" D:18"

kg	m3	vol	eco
93	0,738	1	01017010290

INFO SHEET					
Case	Fronts	Front Horizontal Accents		 Shelf 801907	
BX/LM	BX/LM	BX/LM	0		0
		LB	0		
	LB	BX/LM	0	Baseboard 801908	
		LB	0		

801423




55 1/8" Cabinet x01

- 2 Doors
- 4 Removable Glass Shelves
- 2 Shelf Fixeds in Melamine
- TA Finish only available on the Door and base vertical
- lighting Baseboard (optional)

W:55 1/8" H:56" D:18"

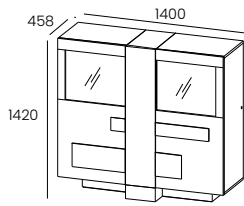
kg	m3	vol	eco
134	1,119	1	01017010300

INFO SHEET				
Case	Fronts	Front Horizontal Accents		 Baseboard 801910
BX/LM	BX/LM	BX/LM	0	
		LB	0	
	LB	BX/LM	0	
		LB	0	

BRISTOL

Showcase Modules

801424




55 1/8" Cabinet x05

- 2 Glass and solid Doors
- 4 Removable Glass Shelves
- 2 Shelf Fixeds in Melamine
- TA Finish only available on the Door and base vertical
- lighting Shelf or Baseboard (optional)

W:55 1/8" H:56" D:18"

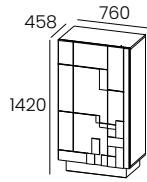
kg	m3	vol	eco
139	1,154	2	01017010300

INFO SHEET				
Case	Fronts	Front Horizontal Accents		 Shelf 801909
BX/LM	BX/LM	BX/LM	0	
		LB	0	
	LB	BX/LM	0	Baseboard 801910
		LB	0	

WEMBLEY

Showcase Modules

851420




Module x21

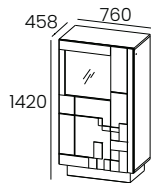
- 1 Door
- 2 Removable Glass Shelves
- 1 Fixed Melamine Shelf
- Front Accents always in BX or TA-278 Finish
- LEDs Baseboard (optional)

W:30" H:56" D:18"

kg	m3	vol	eco
81	0,595	1	01017010290

INFO SHEET		
Case + Fronts		 Baseboard 851906
BX/LM + LM	0	
BX/LM + LB	0	0

851421




Module x25

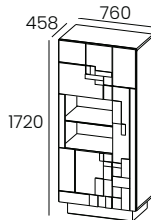
- 1 solid and Glass Door
- 2 Removable Glass Shelves
- 1 Fixed Melamine Shelf
- Front Accents always in BX or TA-278 Finish
- LEDs Shelf and Baseboard (optional)

W:30" H:56" D:18"

kg	m3	vol	eco
82	0,649	2	01017010290

INFO SHEET		
Case + Fronts		 Shelf 851905 0
BX/LM + LM	0	
BX/LM + LB	0	Baseboard 851906 0

851422




Module x17

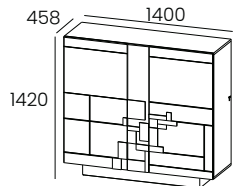
- 3 Doors and 1 Niche
- 4 Removable Glass Shelves
- 2 Fixed Melamine Shelves
- Front Accents always in BX or TA-278 Finish
- LEDs Shelf and Baseboard (optional)

W:30" H:67 3/4" D:18"

kg	m3	vol	eco
91	0,717	1	01017010290

INFO SHEET		
Case + Fronts		 Shelf 851907 0
BX/LM + LM	0	
BX/LM + LB	0	Baseboard 851908 0

851423




Module x01

- 2 Doors
- 4 Removable Glass Shelves
- 2 Fixed Melamine Shelves
- Front Accents always in BX or TA-278 Finish
- LEDs Baseboard (optional)

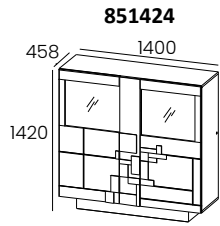
W:55 1/8" H:56" D:18"

kg	m3	vol	eco
133	1,066	1	01017010300

INFO SHEET		
Case + Fronts		 Baseboard 851910
BX/LM + BX/LM	0	
BX/LM + LB	0	0

WEMBLEY

Showcase Modules




851424

Module x05

- 2 solid and Glass Doors
- 4 Removable Glass Shelves
- 2 Fixed Melamine Shelves
- Front Accents always in BX or TA-278 Finish
- LEDs Baseboard (optional)

W:55 1/8" H:56" D:18"

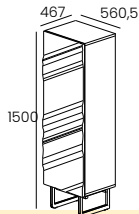
kg	m3	vol	eco
135	1,152	2	01017010300

INFO SHEET		
Case + Fronts		 Shelf 851909 0
BX/LM + LM	0	
BX/LM + LB	0	Baseboard 851910 0

MIRAGE

Showcase Modules

861301



Left Module x21

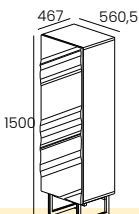
- 1 Door
- 2 Removable Glass Shelves
- Left-hand hardware Door
- Foot always in LF Finish
- Front always in Lacquer Finish, LM or LB

W:22" H:59" D:18 3/8"

kg	m3	vol	eco
72	0,483	2	01017010290

INFO SHEET	
Case + Fronts	
BX + LM	0
BX + LB	0
LM + LM	0
LM + LB	0

861302



Right Module x21

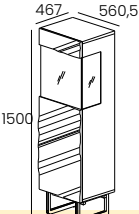
- 1 Door
- 2 Removable Glass Shelves
- Right-hand hardware Door
- Foot always in LF Finish
- Front always in Lacquer Finish, LM or LB

W:22" H:59" D:18 3/8"

kg	m3	vol	eco
72	0,483	2	01017010290

INFO SHEET	
Case + Fronts	
BX + LM	0
BX + LB	0
LM + LM	0
LM + LB	0

861303




Left Module x25

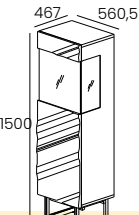
- 1 Glass Door and 1 plain Door
- 2 Removable Glass Shelves
- Left-hand hardware Door
- Foot always in LF Finish
- Fronts always in Lacquer Finish, LM or LB
- Interior LEDs (optional)

W:22" H:59" D:18 3/8"

kg	m3	vol	eco
78	0,548	3	01017010290

INFO SHEET		 Interior 861926 0
Case + Fronts		
BX + LM	0	
BX + LB	0	
LM + LM	0	
LM + LB	0	

861304




Right Module x25

- 1 Glass Door and 1 plain Door
- 2 Removable Glass Shelves
- Right-hand hardware Door
- Foot always in LF Finish
- Fronts always in Lacquer Finish, LM or LB
- Interior LEDs (optional)

W:22" H:59" D:18 3/8"

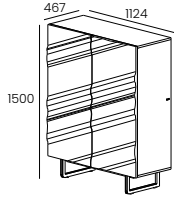
kg	m3	vol	eco
78	0,548	3	01017010290

INFO SHEET		 Interior 861926 0
Case + Fronts		
BX + LM	0	
BX + LB	0	
LM + LM	0	
LM + LB	0	

MIRAGE

Showcase Modules

861307



Module x01

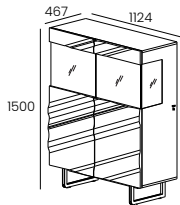
- 2 Doors
- 4 Removable Glass Shelves
- Foot always in LF Finish
- Fronts always in Lacquer Finish, LM or LB

W:44 1/4" H:59" D:18 3/8"

kg	m3	vol	eco
112	0,929	2	01017010300

INFO SHEET	
Case + Fronts	
BX + LM	0
BX + LB	0
LM + LM	0
LM + LB	0

861308



Module x05

- 2 solid and Glass Doors
- 3 Removable Glass Shelves
- Foot always in LF Finish
- Fronts always in Lacquer Finish, LM or LB
- Interior LEDs (optional)

W:44 1/4" H:59" D:18 3/8"

kg	m3	vol	eco
124	1,024	3	01017010300

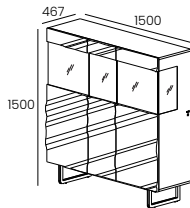
INFO SHEET	
Case + Fronts	
BX + LM	0
BX + LB	0
LM + LM	0
LM + LB	0



Interior
861923

0

861309



Module x03

- 3 solid and Glass Doors
- 4 Removable Glass Shelves
- Foot always in LF Finish
- Fronts always in Lacquer Finish, LM or LB
- Interior LEDs (optional)

W:59" H:59" D:18 3/8"

kg	m3	vol	eco
158	1,362	3	01017010310

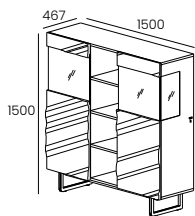
INFO SHEET	
Case + Fronts	
BX + LM	2,260
BX + LB	2,440
LM + LM	2,340
LM + LB	2,520



Interior
861921

0

861310



Module x06

- 2 solid and Glass Doors and 1 Niche
- 4 Removable Glass Shelves
- 3 Fixed Shelves in BX or LM Finish in the Niche
- Foot always in LF Finish
- Fronts always in Lacquer Finish, LM or LB
- Interior and Niche LEDs (optional)

W:59" H:59" D:18 3/8"

kg	m3	vol	eco
149	1,332	3	01017010300

INFO SHEET	
Case + Fronts	
BX + LM	0
BX + LB	0
LM + LM	0
LM + LB	0



Interior
861924

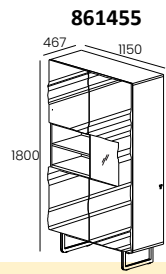
0

Niche
861927

0

MIRAGE

Showcase Modules



861455

Bookcase x01

- 1 solid and Glass Door, 2 solid Doors and 1 Niche
- 5 Removable Glass Shelves
- 1 Fixed Shelf in BX or LM Finish in the Niche
- Foot always in LF Finish
- Fronts always in Lacquer Finish, LM or LB
- Interior and Niche LEDss (optional)

W:45 1/4" H:70 7/8" D:18 3/8"

kg	m3	vol	eco
147	1,22	3	01017010300

INFO SHEET		
Case + Fronts		Interior 861931
BX + LM	0	
BX + LB	0	0
LM + LM	0	Niche 861932
LM + LB	0	0

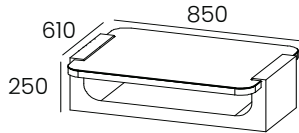
COFFEE TABLES

KYOTO

Coffee Table

961601

KYOTO Coffee Table x01



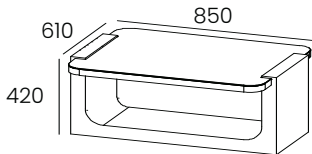
- Top in Glass (Grey, Bronze or Clear)
- Interior Application with or without Wood Rattan

W:33 1/2" H:9 7/8" D:24"

INFO SHEET			
Case	Fronts	w/Out Rattan	w/ Rattan
BX/LM	VR TRANSP	0	0
	VR GRIS/ BRONZE	0	0
BX-280/ BX-292	VR TRANSP	0	0
	VR GRIS/ BRONZE	0	0

961603

KYOTO Coffee Table x03



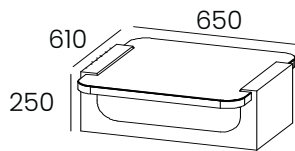
- Top in Glass (Grey, Bronze or Clear)
- Interior Application with or without Wood Rattan

W:33 1/2" H:16 1/2" D:24"

INFO SHEET			
Case	Fronts	w/Out Rattan	w/ Rattan
BX/LM	VR TRANSP	0	0
	VR GRIS/ BRONZE	0	0
BX-280/ BX-292	VR TRANSP	0	0
	VR GRIS/ BRONZE	0	0

961602

KYOTO Coffee Table x02



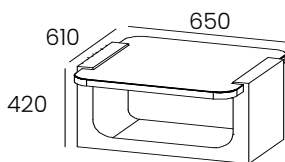
- Top in Glass (Grey, Bronze or Clear)
- Interior Application with or without Wood Rattan

W:25 5/8" H:9 7/8" D:24"

INFO SHEET			
Case	Fronts	w/Out Rattan	w/ Rattan
BX/LM	VR TRANSP	0	0
	VR GRIS/ BRONZE	0	0
BX-280/ BX-292	VR TRANSP	0	0
	VR GRIS/ BRONZE	0	0

961604

KYOTO Coffee Table x04



- Top in Glass (Grey, Bronze or Clear)
- Interior Application with or without Wood Rattan

W:25 5/8" H:16 1/2" D:24"

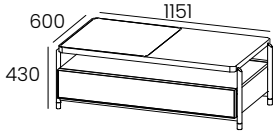
INFO SHEET			
Case	Fronts	w/Out Rattan	w/ Rattan
BX/LM	VR TRANSP	0	0
	VR GRIS/ BRONZE	0	0
BX-280/ BX-292	VR TRANSP	0	0
	VR GRIS/ BRONZE	0	0

NEWPORT•NEWTOWN

Coffee Table

811601

Coffee Table NEWPORT



- 1 Drawer
- Top in CM and BX, BX-280/ BX-292 or LM Finish
- Front in CM Finish
- Frame Metal in LF finish
- Foot in Metal always in LF and Brass Finish

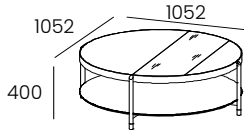
W:45 3/8" H:17" D:23 5/8"

kg	m3	vol	eco
106	0,532	1	01019080300

INFO SHEET	
Front	Top
	CM and BX/LM
CM-S01	0
CM-S03	0
CM-S04	0

811602

Coffee Table NEWTOWN



- Top in Glass Finish (Clear, Gray or Bronze) and LM or BX
- Interior Accent in BX or BX-280/ BX-292 Finish
- Shelf in CM Finish
- Metal Frame in LF Finish
- Metal Foot always in LF and Brass Finish

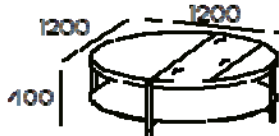
W:41 1/2" H:15 3/4" D:41 1/2"

kg	m3	vol	eco
98	0,775	1	01019080290

INFO SHEET		
Shelves	Accent	
	BX	BX-280/ BX-292
CM-S01	0	0
CM-S03	0	0
CM-S04	0	0

811607

Coffee Table NEWTOWN



- Top in Glass Finish (Clear, Gray or Bronze) and LM or BX
- Interior Accent in BX or BX-280/ BX-292 Finish
- Shelf in CM Finish
- Metal Frame in LF Finish
- Metal Foot always in LF and Brass Finish

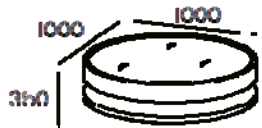
W:48" H:15 3/4" D:48"

kg	m3	vol	eco
98	0,775	1	01019080290

INFO SHEET		
Shelves	Accent	
	BX	BX-280/ BX-292
CM-S03	0	0
CM-S04	0	0

811608

Coffee Table Edge



- Top with smoked Bronze Mirror
- Structure in BX or LM Finish

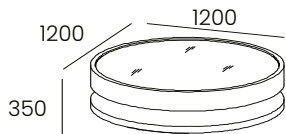
W:39 3/8" H:13 3/4" D:39 3/8"

kg	m3	vol	eco
74	0,896	1	01019080290

INFO SHEET	
Case	
BX/LM	0

811606

Coffee Table Edge



- Top with smoked Bronze Mirror
- Structure in BX or LM Finish

W:48" H:13 3/4" D:48"

kg	m3	vol	eco
74	0,896	1	01019080290

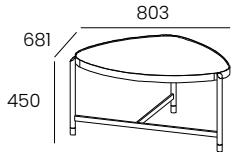
INFO SHEET	
Case	
BX/LM	0

NEWPORT•NEWTOWN

Coffee Table

811603

Side Table x01 NEWPORT



- Top in BX, BX-280/ BX-292 or CM Finish
- Metal Frame in LF Finish
- Metal Foot always in LF and Brass Finish

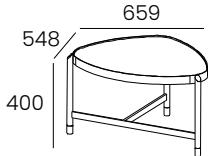
W:31 5/8" H:17 3/4" D:26 7/8"

BX 83 0.444 1 BX 01019010290
 CM 86 CM 01019080290

INFO SHEET	
Top	Foot
BX/BX-280/ BX-292	0
CM-S01	0
CM-S03	0
CM-S04	0

811604

Side Table x02 NEWPORT



- Top in BX, BX-280/ BX-292 or CM Finish
- Metal Frame in LF Finish
- Metal Foot always in LF and Brass Finish

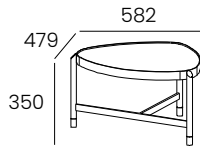
W:26" H:15 3/4" D:21 5/8"

BX 33 0.285 1 BX 01019010270
 CM 37 CM 01019080270

INFO SHEET	
Top	Foot
BX/BX-280/ BX-292	0
CM-S01	0
CM-S03	0
CM-S04	0

811605

Side Table x03 NEWPORT



- Top in BX, BX-280/ BX-292 or CM Finish
- Metal Frame in LF Finish
- Metal Foot always in LF and Brass Finish

W:23" H:13 3/4" D:18 7/8"

BX 27 0.195 1 BX 01019010260
 CM 28 CM 01019080260

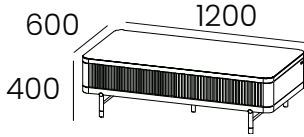
INFO SHEET	
Top	Foot
BX/BX-280/ BX-292	0
CM-S01	0
CM-S03	0
CM-S04	0

FIDJI • SANTANA • TAIGA

Coffee Table

881601

Coffee Table x01 FIDJI



- 1 Drawer
- Table Top in BX, LM, CM-S01 or CM-S03.
- Foot in Metal always in LF and Brass Finish.

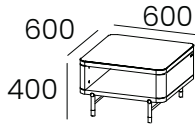
W:47 1/4" H:15 3/4" D:23 5/8"

kg	m3	vol	eco
53	0.288	2	01017010280

INFO SHEET			
Foot	Structure	Slatted	
LF	BX/LM	BX/LM	0
		BX-280/ BX-292	0
	BX-280/ BX-292	LM	0
		BX-280/ BX-292	0
Top - 881809			
CM - S01			0
CM - S03			

881602

Coffee Table x02 FIDJI



- 1 Niche
- Table Top in BX, LM, CM-S01 or CM-S03.
- Foot in Metal always in LF and Brass Finish.

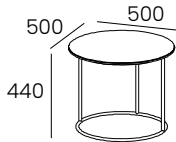
W:23 5/8" H:15 3/4" D:23 5/8"

24	0.203	2	1017010260
----	-------	---	------------

INFO SHEET			
Foot	Structure		
LF	BX/LM		0
	BX-280/ BX-292		0
Top - 881810			
CM - S01		0	
CM - S03			

841601

Coffee Table x01 SANTANA



- Wooden, Lacquered or Ceramic Top
- Metal Foot always in LF Finish

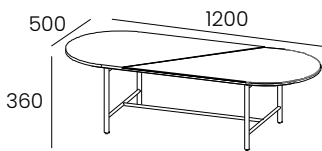
W:19 5/8" H:17 3/8" D:19 5/8"

BX 5	0.148	1	BX 01019010230
CM 6			CM 01019080240

INFO SHEET			
Foot	Table Top		
	BX/LM	CM-S01	CM-S03
LF	0	0	

841602

Coffee Table x02 SANTANA



- Wooden, Lacquered or Ceramic Top
- Metal Foot always in LF Finish

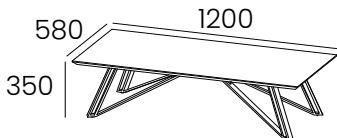
W:47 1/4" H:14 1/4" D:19 5/8"

kg	m3	vol	eco
14	0.282	1	01019080250

INFO SHEET		
Foot	Table Top	
	CM-S01	CM-S03
LF	0	

831601

Coffee Table TAIGA



- Wooden or Ceramic Top
- Metal Foot always in LF Finish

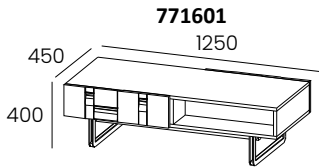
W:47 1/4" H:13 3/4" D:22 7/8"

BX 24	0.315	1	BX 01019010260
CM 29			CM 01019080260

INFO SHEET			
Foot	Table Top		
	BX	CM-S01	CM-S03
LF	0	0	

CARAT•IRIS•BRISTOL•WEMBLEY

Coffee Table



771601

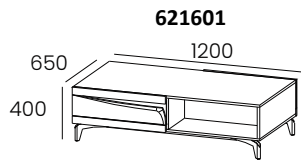
Coffee Table CARAT

- 2 Drawers and 2 Niches
- Drawer with smoves system and partial Extraction
- Handles always in LF Finish, except LF-018
- Foot always in LF Finish
- Front always in Lacquered Finish, LM or LB
- Choose between Foot P1 or P2

W:49 1/4" H:15 3/4" D:17 3/4"

kg	m3	vol	eco
66	0,28	3	01017010290

INFO SHEET	
Case + Front	
BX + LM	0
BX + LB	0
LM + LM	0
LM + LB	0



621601

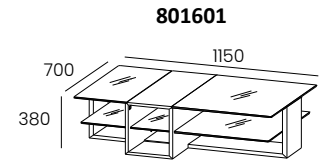
Coffee Table IRIS

- 2 Drawers and 2 Niches
- Metal Foot and Motif always in LF Finish

W:47 1/4" H:15 3/4" D:25 5/8"

kg	m3	vol	eco
46	0,398	3	01017010280

INFO SHEET		
Case + Front		
BX/LM	LM	0
	LB	0



801601

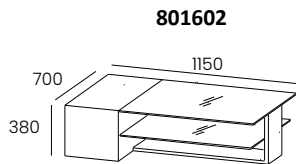
Coffee Table 01 BRISTOL

- 2 Glass Top
- 2 Niche

W:45 1/4" H:15" D:27 1/2"

kg	m3	vol	eco
50	0,497	1	01019120280

INFO SHEET		
Case	Shelves	
BX/LM	Clear Glass	0
	Bronze or Glossy Gray Glass	0



801602

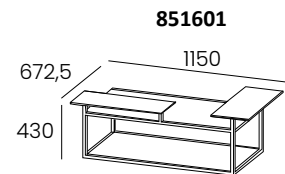
Coffee Table 02 BRISTOL

- 2 Glass Top
- 1 Fixed Wooden
- 2 Niche

W:45 1/4" H:15" D:27 1/2"

kg	m3	vol	eco
47	0,497	1	01019120280

INFO SHEET		
Case	Shelves	
BX/LM	Clear Glass	0
	Bronze or Glossy Gray Glass	0



851601

Coffee Table WEMBLEY

- Metal Foot
- 1 Top in BX
- 1 Ceramic Top
- 1 Small Top in BX
- 1 Small Ceramic Top

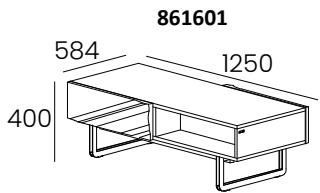
W:45 1/4" H:17" D:26 1/2"

kg	m3	vol	eco
22	0,272	2	01017010260

INFO SHEET		
Foot	Table Top	
	CM-S01	CM-S03
LF	0	

MIRAGE•LEVEL•CAGE•SLIM

Coffee Table



861601

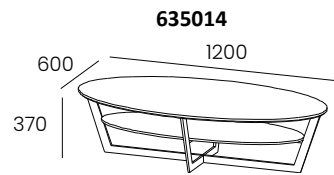
Coffee Table MIRAGE

- 2 Drawers and 2 Niches
- Drawers with smoves system and partial Extraction
- legs still in LF Finish
- Fronts always in Lacquer Finish, LM or LB

W:49 1/4" H:15 3/4" D:23"

kg	m3	vol	eco
66	0,346	2	01017010290

INFO SHEET	
Case + Fronts	
BX + LM	0
BX + LB	0
LM + LM	0
LM + LB	0



635014

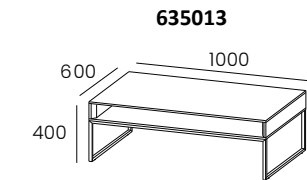
Coffee Table LEVEL

- Wooden, Lacquered or Ceramic Top
- Shelf in BX or LM Finish
- Metal Foot always in LF Finish

W:47 1/4" H:14 1/2" D:23 5/8"

kg	m3	vol	eco
66	0.341	1	01017010260

INFO SHEET					
Shelf	Table Top				
	BX	LM	CM-S01	CM-S02	CM-S03
BX	0	-	0		
LM	-	0	0		



635013

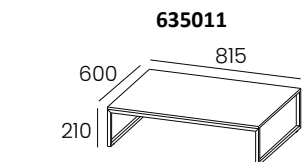
Coffee Table CAGE

- Wooden, Lacquered or Ceramic Top
- Shelf in BX or LM Finish
- Metal Foot always in LF Finish

W:39 3/8" H:15 3/4" D:23 5/8"

kg	m3	vol	eco
14	0.307	1	01017010250

INFO SHEET					
Shelf	Table Top				
	BX	LM	CM-S01	CM-S02	CM-S03
BX	0	-	0		
LM	-	0	0		



635011

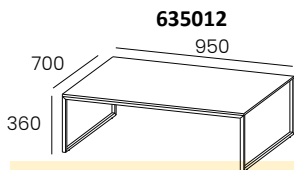
Coffee Table SLIM x01

- Wooden, Lacquered or Ceramic Top
- Metal Foot always in LF Finish

W:32" H:8 1/4" D:23 5/8"

kg	m3	vol	eco
11	0.146	1	01017010250

INFO SHEET				
Table Top				
BX	LM	CM-S01	CM-S02	CM-S03
0	0	0		



635012

Coffee Table SLIM x02

- Wooden, Lacquered or Ceramic Top
- Metal Foot always in LF Finish

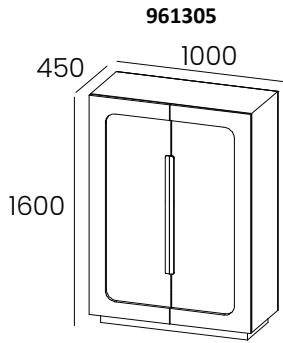
W:37 1/2" H:14 1/4" D:27 1/2"

kg	m3	vol	eco
14	0.307	1	01017010250

INFO SHEET				
Table Top				
BX	LM	CM-S01	CM-S02	CM-S03
0	0	0		

HALL CABINET

Hall Cabinet



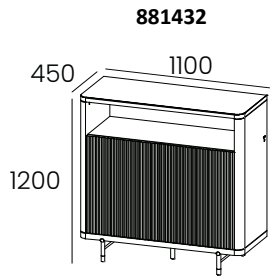
961305

Hall Cabinet KYOTO

- 2 Doors
- 3 Interior Shelves
- Fronts available in Wood Rattan/ Clear Glass, Grey Glass or Bronze Glass (TC-S01)/ Faux Rattan Fabric (TC-S02) / Fabric (TC) Finish
- Fronts Frame are always in BX/LM or BX-280/ BX-292
- Interior LEDs (optional)

W:39 3/8" H:63" D:17 3/4"

INFO SHEET				
Case	Fronts			
BX/LM	BX/LM	RATTAN	0	Interior 961915
		TC-S01/ GLASS	0	
		TC-S02	0	
		TC-S03	0	
	BX-280/ BX-292	TC-S04	0	
		RATTAN	0	
		TC-S01/ GLASS	0	
		TC-S02	0	
BX-280/ BX-292	LM	TC-S03	0	0
		TC-S04	0	
		RATTAN	0	
		TC-S01/ GLASS	0	
	BX-280/ BX-292	TC-S02	0	
		TC-S03	0	
		TC-S04	0	
		TC-S04	0	



881432

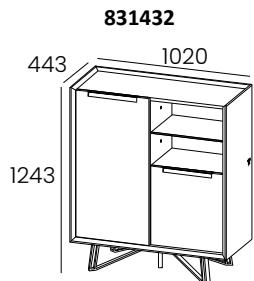
Hall Cabinet FIDJI

- 2 Doors and 1 Niche
- 2 Removable Glass Shelves
- Foot in Metal always in LF and Brass Finish
- Top in Ceramic (optional)
- LEDs in Niche (optional).

W:43 3/8" H:47 1/4" D:17 3/4"

kg	m3	vol	eco
103	0,667	2	01017010310

INFO SHEET			
Case	Fronts		
BX/LM	BX/LM	0	Niche 881911
	BX-280/ BX-292	0	
BX-280/ BX-292	LM	0	0
	BX-280/ BX-292	0	
Top - 881806			
	CM - S01	0	0
	CM - S03		



831432

Hall Cabinet TAIGA

- 2 Doors
- 4 Removable Glass Shelves
- 2 Fixed Wooden Shelves
- Metal Foot and Handle always in LF Finish
- Niche LEDs (optional)

W:40 1/8" H:49" D:17 1/2"

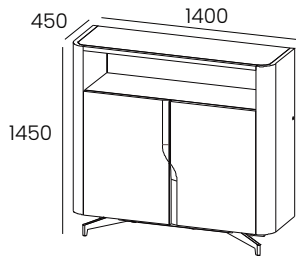
kg	m3	vol	eco
110	0,697	2	01017010300

INFO SHEET			
Case	Fronts		
LM	BX/LM	0	Niche 831910
	LB	0	0

Hall Cabinet

711501

Hall Cabinet WIND




W:55 1/8" H:57" D:17 3/4"

- 2 Doors and 1 Niche
- 4 Removable Glass Shelves
- 1 Fixed Wooden Shelf
- Foot and Handles always in LF Finish, except LF-018
- you must Choose the Finish of the Cabinet Top, BX, LM, LF or CM
- Niche LEDs (optional)

kg	m3	vol	eco
131	1,037	3	01017010300

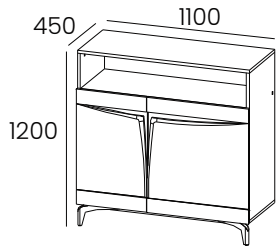
INFO SHEET		
Case	Fronts	
BX + BX	0	
LM + LM	0	
LB + LB	0	
LBM + LBM	0	
Cabinet Top - 711210		
BX	0	
LM	0	
LF	0	
CM - S01	0	
CM - S03	0	


 Niche
 711910

 0

621432

Hall Cabinet IRIS





W:43 3/8" H:47 1/4" D:17 3/4"

- 2 Doors and 1 Niche
- 1 Removable Glass Shelf
- Metal Foot and Motif always in LF Finish
- Niche and Back LEDs (optional)

kg	m3	vol	eco
53	0,725	3	01017010280

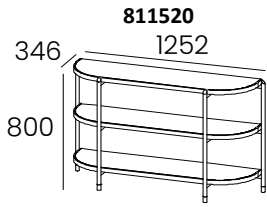
INFO SHEET		
Case	Fronts	
BX/LM	LM	0
	LB	0


 Niche
 621909
 0

 Back
 621910
 0

CONSOLES

NEWPORT•NEWTOWN•FIDJI•SANTANA

Console



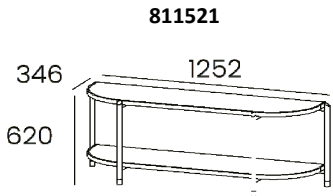
Console NEWPORT

- 3 Shelves in BX, BX-280/ BX-292 or CM
- Foot in Metal always in LF and Brass Finish

W:49 1/4" H:31 1/2" D:13 5/8"

BX 77	0.724	1	BX 01017010290
CM 84			CM 01017010290

INFO SHEET	
Shelves	Foot
	BX/BX-280/ BX-292
CM-S01	0
CM-S03	0
CM-S04	0

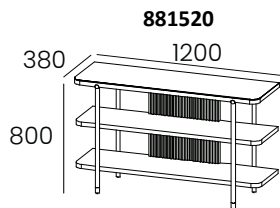


Console x02

- 2 Fixed Shelves in BX or CM Finish
- Foot in Metal always in LF and Brass Finish.

W:49 1/4" H:24 1/2" D:13 3/4"

INFO SHEET		
Foot	Shelves	
LF	BX/LM	0
	CM-S01	0
	CM-S03	0
	CM-S04	0



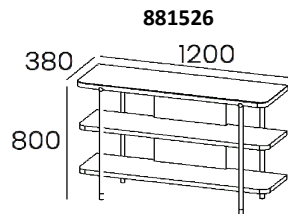
Console x01

- 2 Fixed Shelves in BX or LM Finish
- Slatted in BX or LM Finish
- Top in Ceramic (optional)
- Foot in Metal always in LF and Brass Finish.

W:47 1/4" H:31 1/2" D:15"

kg	m3	vol	eco
51	0,457	1	01017010280

INFO SHEET			
Foot	Shelves	Slatted	
LF	BX/LM	BX/LM	0
		BX-280/ BX-292	0
	BX-280/ BX-292	LM	0
		BX-280/ BX-292	0
Top - 881807			
	CM - S01	0	
	CM - S03		



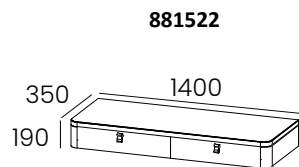
Console x01

- 2 Fixed Shelves in BX or LM Finish
- Back Panel in CM
- Top in Ceramic (optional)
- Foot in Metal always in LF and Brass Finish.

W:47 1/4" H:31 1/2" D:15"

kg	m3	vol	eco
51	0,457	1	01017010280

INFO SHEET			
Foot	Shelves	Ceramic	
LF	BX/LM	S03	0
		S05	0
	BX-280/ BX-292	S03	0
		S05	0
Top - 881807			
	CM - S01	0	
	CM - S03		



Console x02 FIDJI

- 2 Drawers
- Wall Mounted Cabinet
- Handle Noir PX-001 or Brown PX-002.
- Top in Ceramic Finish (optional).

W:55 1/8" H:7 1/2" D:13 3/4"

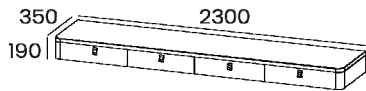
kg	m3	vol	eco
51	0,457	1	01017010280

INFO SHEET		
Case	Front	
BX/LM	BX/LM	0
	BX-280/ BX-292	0
BX-280/ BX-292	LM	0
	BX-280/ BX-292	0
Top - 881815		
	CM - S01	0
	CM - S03	

Console

881525

Console x02.1 FIDJI



- 2 Drawers
- Wall Mounted Cabinet
- Handle Noir PX-001 or Brown PX-002.
- Top in Ceramic Finish (optional).

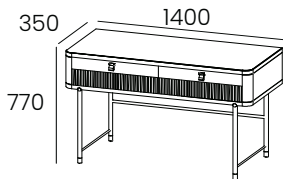
W:90 1/2" H:7 1/2" D:13 3/4"

kg	m3	vol	eco
51	0,457	1	01017010280

INFO SHEET		
Case	Front	
BX/LM	BX/LM	0
	BX-280/ BX-292	0
BX-280/ BX-292	LM	0
	BX-280/ BX-292	0
Top - 881815		
	CM - S01	0
	CM - S03	
	CM - S05	0

881523

Console x03 FIDJI



- 2 Drawers
- Handle Noir PX-001 or Brown PX-002.
- Metal Foot always in LF and Brass Finish
- Top in Ceramic Finish (optional).

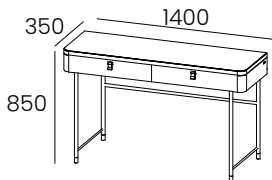
W:55 1/8" H:30 3/8" D:13 3/4"

kg	m3	vol	eco
34	0,551	1	01017010270

INFO SHEET		
Case	Slatted	
BX/LM	BX/LM	0
	BX-280/ BX-292	0
BX-280/ BX-292	LM	0
	BX - 280	0
Top - 881815		
	CM - S01	0
	CM - S03	

881524

Console x04 FIDJI



- 2 Drawers
- Noir PX-001 or Brown PX-002 Handle
- Metal Foot always in LF and Brass Finish

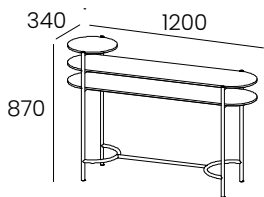
W:55 1/8" H:30 3/8" D:13 3/4"

kg	m3	vol	eco
31	0,522	1	01017010270

INFO SHEET		
Case	Slatted	
BX/LM	BX/LM	0
	BX-280/ BX-292	0
BX-280/ BX-292	LM	0
	BX - 280	0
Top - 881815		
	CM - S01	0
	CM - S03	

841520

Console x01 SANTANA



- 3 Fixed Shelves in BX or LM Finish
- Metal Foot always in LF Finish

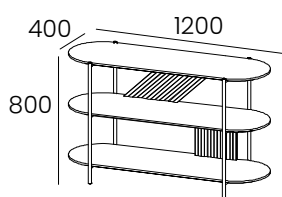
W:47 1/4" H:34 1/4" D:13 3/8"

kg	m3	vol	eco
16	0,449	1	01017010250

INFO SHEET		
Foot	Shelves	
LF	BX/LM	0

841521

Console x02 SANTANA



- 3 Fixed Shelves in BX or LM Finish
- Metal Foot always in LF Finish

W:47 1/4" H:31 1/2" D:15 3/4"

kg	m3	vol	eco
32	0,478	1	01017010270

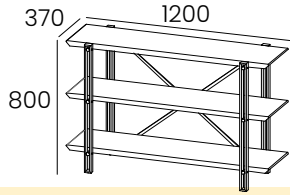
INFO SHEET		
Foot	Shelves	
LF	BX/LM	0

KYOTO•WEMBLEY•TAIGA

Console

831520

Console TAIGA



- 3 Fixed Shelves in BX or LM Finish
- Metal Foot always in LF Finish

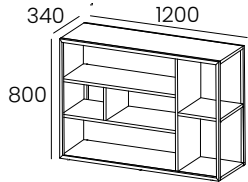
W:47 1/4" H:14 1/2" D:15 3/4"

kg	m3	vol	eco
26	0,446	1	01017010260

INFO SHEET		
Foot	Shelves	
LF	BX/LM	0

851520

Console x01 WEMBLEY



- 4 Fixed Lacquered Shelves
- rear in BX or LM Finish
- LF Finish Metal Structure

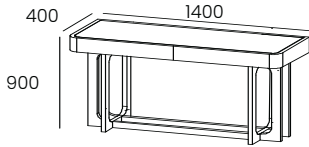
W:47 1/4" H:13 3/8" D:15 3/4"

kg	m3	vol	eco
22	0,414	1	01017010260

INFO SHEET		
Top	Back Panel + Shelves	
BX/LM or LF	BX/LM	0
	LM/LM	0

961510

Console 2D



- 2 Drawers
- Foot always in BX

W:55 1/8" H:35 1/2" D:15 3/4"

kg	m3	vol	eco

INFO SHEET		
Case	Front	
BX/LM	BX/LM	0
	BX-280/ BX-292	0
BX-280/ BX-292	LM	0
	BX - 280	0

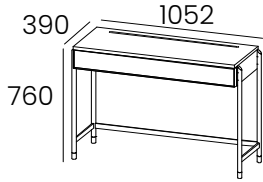
DESKS

NEWPORT•FIDJI•SANTANA•TAIGA•KYOTO

Desk

811525

Desk NEWPORT



- 1 Drawer
- with 1 USB connection, the possibility of charging a laptop and a tablet
- Front in CM Finish
- Case in BX, BX-280/ BX-292 or LM
- Frame Metal in LF Finish
- Foot in Metal always in LF and Brass Finish

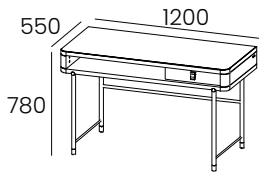
W:41 1/2" H:30" D:15 3/8"

kg	m3	vol	eco
60	0,608	1	01017010290

INFO SHEET			
Case	Front		
BX/LM	CM-S01	0	USB 811906
	CM-S03		
	CM-S04	0	0

881521

Desk FIDJI



- 1 Drawer and 1 Niche
- Handles Noir PX-001 or Brown PX-002
- Foot in Metal always in LF and Brass Finish
- Top in Ceramic (optional).

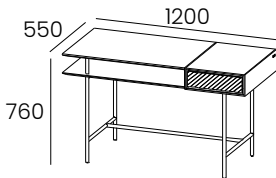
W:47 1/4" H:30 3/4" D:21 5/8"

kg	m3	vol	eco
41	0,623	1	01017010280

INFO SHEET		
Case	Front	
BX/LM	BX/LM	0
	BX-280/ BX-292	0
BX-280/ BX-292	LM	0
	BX - 280	0
Top - 881808		
	CM - S01	0
	CM - S03	

841525

Desk SANTANA



- 1 Niche and 1 Drawer
- Metal Foot always in LF Finish

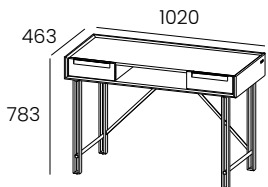
W:47 1/4" H:30" D:21 5/8"

kg	m3	vol	eco
31	0,608	1	01017010270

INFO SHEET	
Case + Front	
BX/LM + BX/LM	0

831521

Desk TAIGA



- 2 Drawers
- Top in BX or LM Finish
- Metal Foot and Handle always in LF Finish

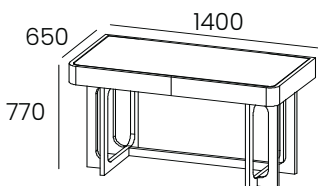
W:40 1/8" H:30 7/8" D:18 1/4"

kg	m3	vol	eco
34	0,459	1	01017010270

INFO SHEET		
Case	Front	
LM	BX/LM	0

961515

Desk 2D KYOTO



- 2 Drawers
- Foot always in BX

W:55 1/8" H:30 3/8" D:25 5/8"

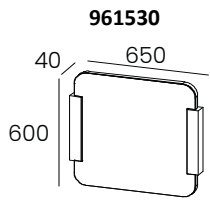
kg	m3	vol	eco
----	----	-----	-----

INFO SHEET		
Case	Front	
BX/LM	BX/LM	0
	BX-280/ BX-292	0
BX-280/ BX-292	LM	0
	BX - 280	0

MIRRORS

KYOTO

Frame & Mirror




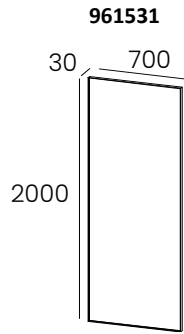
961530

Mirror x01

- Mirror to be Fixed to the wall
- Finish BX, LM or BX-280/ BX-292
- Back LED Mirror (optional)

W:25 5/8" H:23 5/8" D:1 1/2"

INFO SHEET		
Finish		 961920 Back
BX/LM	0	
BX-280/ BX-292	0	0



961531

Mirror x02

- Mirror to be Fixed to the wall
- Frame in LF Metal Finish

W:27 1/2" H:78 3/4" D:1 1/4"

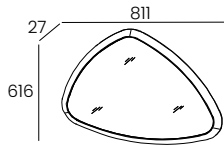
INFO SHEET		
Finish		
LF	0	

NEWPORT

Frame & Mirror

811541

Mirror x01 NEWPORT



- Mirror to be Fixed to the wall
- Frame in BX or BX-280/ BX-292 Finish

W:32" H:24 1/4" D:1"

kg	m3	vol	eco
26	0,159	1	01019010260

INFO SHEET

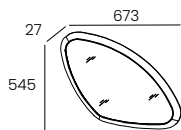
Frame

BX/BX-280/ BX-292

0

811542

Mirror x02 NEWPORT



- Mirror to be Fixed to the wall
- Frame in BX or BX-280/ BX-292 Finish

W:26 1/2" H:21 1/2" D:1"

kg	m3	vol	eco
20	0,121	1	01019010250

INFO SHEET

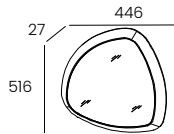
Frame

BX/BX-280/ BX-292

0

811543

Mirror x03 NEWPORT



- Mirror to be Fixed to the wall
- Frame in BX or BX-280/ BX-292 Finish

W:17 1/2" H:20 3/8" D:1"

kg	m3	vol	eco
14	0,081	1	01019010250

INFO SHEET

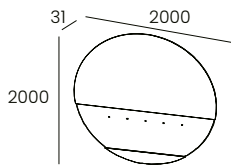
Frame

BX/BX-280/ BX-292

0

811544

Mirror x04 NEWPORT



- Mirror to be Fixed to the wall
- Mirror in BX, BX-280/ BX-292 or LM Finish

W:78 3/4" H:78 3/4" D:1 1/4"

INFO SHEET

Frame

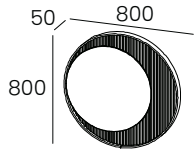
BX/BX-280/ BX-292/LM

0

Frame & Mirror

881527


Mirror x01



- Mirror to be Fixed to the wall
- Slatted in Finish BX, LM or BX-280/ BX-292
- Back LED Mirror (optional)

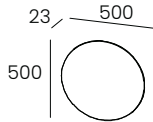
W:31 1/2" H:31 1/2" D:2"

INFO SHEET

Slatted		 881915 Back
BX/LM	0	
BX-280/ BX-292	0	0

881528


Mirror x02



- Mirror to be Fixed to the wall
- Back LED Mirror (optional)

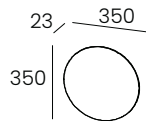
W:19 5/8" H:19 5/8" D:2"

INFO SHEET

Slatted		 881916 Back
BX/LM	0	
BX-280/ BX-292	0	0

881529


Mirror x03



- Mirror to be Fixed to the wall
- Back LED Mirror (optional)

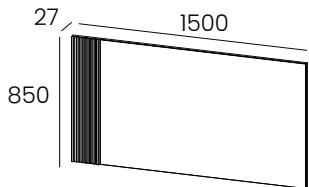
W:13 3/4" H:13 3/4" D:2"

INFO SHEET

Slatted		 881917 Back
BX/LM	0	
BX-280/ BX-292	0	0

881530


Mirror x04



- Mirror to be Fixed to the wall
- Slatted in Finish BX, LM or BX-280/ BX-292
- Back led Mirror (optional)

W:59" H:33 1/2" D:1"

INFO SHEET

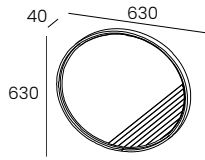
Slatted		 881918 Back
BX/LM	0	
BX-280/ BX-292	0	0

kg	m3	vol	eco
23	0,069	1	01017010260

Frame & Mirror

841522

Mirror x01 SANTANA



- Mirror
- Application in BX or LM Finish
- Mirror Frame in LF Finish

W:24 7/8" H:24 7/8" D:1 5/8"

kg	m3	vol	eco
8	0,039	1	01017010240

INFO SHEET

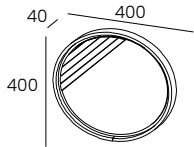
Accent

BX/LM

0

841523

15 3/4" Mirror x02 SANTANA



- Mirror
- Application in BX or LM Finish
- Mirror Frame in LF Finish

W:15 3/4" H:15 3/4" D:1 5/8"

kg	m3	vol	eco
3	0,017	1	01017010230

INFO SHEET

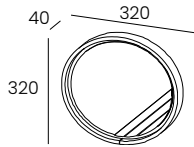
Accent

BX/LM

0

841524

12 5/8" Mirror x03 SANTANA



- Mirror
- Accent in BX or LM Finish
- Mirror Frame in LF Finish

W:12 5/8" H:12 5/8" D:1 5/8"

kg	m3	vol	eco
2	0,011	1	01017010230

INFO SHEET

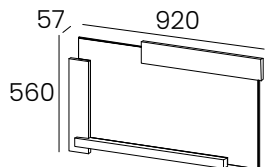
Accent

BX/LM

0

851521

36 1/4" Mirror x01 WEMBLEY



- 1 Mirror
- Frame in BX and LM or LM Finish

W:36 1/4" H:22" D:2 1/4"

kg	m3	vol	eco
14	0,075	2	01017010250

INFO SHEET

Frame

BX/LM

0

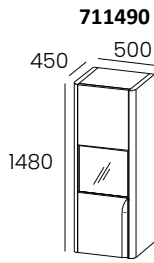
LM

0

HIGH MODULES

WIND•CARAT

Wall MODULES




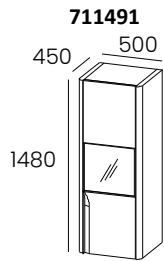
Left Module xF02 WIND

- 1 Glass and solid Door
- 1 Fixed Glass Shelf
- Left opening
- Handle always in LF Finish, except LF-018
- Furniture to be Fixed to the wall
- Interior LEDs (optional)

W:19 5/8" H:58 1/4" D:17 3/4"

kg	m3	vol	eco
60	0,350	1	01017010290

INFO SHEET		
Case + Fronts		 Interior 711904 0
BX + BX	0	
LM + LM	0	
LB + LB	0	
LBM + LBM	0	




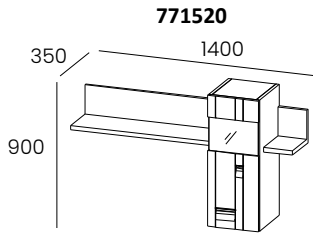
Right Module xF02 WIND

- 1 Glass and solid Door
- 1 Fixed Glass Shelf
- Right opening
- Handle always in LF Finish, except LF-018
- Furniture to be Fixed to the wall
- Interior LEDs (optional)

W:19 5/8" H:58 1/4" D:17 3/4"

kg	m3	vol	eco
60	0,350	1	01017010290

INFO SHEET		
Case + Fronts		 Interior 711904 0
BX + BX	0	
LM + LM	0	
LB + LB	0	
LBM + LBM	0	




Wall Mounted Cabinet xF04 CARAT

- 1 Door with Glass
- Shelf in BX or LM Finish
- Handles always in LF Finish, except LF-018
- Front always in Lacquered Finish, LM or LB
- wall mounted Cabinet
- LEDs in the Front and Shelf (optional)

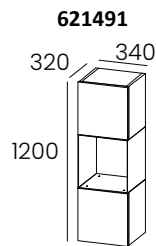
W:55 1/8" H:35 1/2" D:13 3/4"

kg	m3	vol	eco
52	0,23	3	01017010280

INFO SHEET		
Case + Fronts		 Interior 771935 Shelf 771936 0
BX + LM	0	
BX + LB	0	
LM + LM	0	
LM + LB	0	

IRIS

Wall MODULES




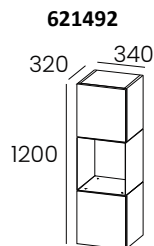
Left Module xF02 IRIS

- 2 Doors and 1 Metal Niche
- Furniture to be Fixed to the wall
- Left opening
- Niche LEDs (optional)

W:13 3/8" H:47 1/4" D:12 5/8"

kg	m3	vol	eco
35	0,200	2	01017010270

INFO SHEET			
Case	Fronts		 Niche 621931
BX/LM	LM	0	
	LB	0	




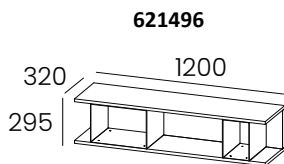
Right Module xF02 IRIS

- 2 Doors and 1 Metal Niche
- Furniture to be Fixed to the wall
- Right opening
- Niche LEDs (optional)

W:13 3/8" H:47 1/4" D:12 5/8"

kg	m3	vol	eco
35	0,200	2	01017010270

INFO SHEET			
Case	Fronts		 Niche 621931
BX/LM	LM	0	
	LB	0	




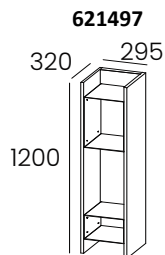
Horizontal Module xF12 IRIS

- 2 Metal Niches
- Furniture to be Fixed to the wall
- Niche LEDs (optional)

W:47 1/4" H:11 5/8" D:12 5/8"

kg	m3	vol	eco
34	0,178	2	01017010270

INFO SHEET			
Case	Fronts		 Back 621935
BX/LM	LM	0	
	LB	0	




Vertical Module xF12 IRIS

- 2 Metal Niches
- Furniture to be Fixed to the wall
- Niche LEDs (optional)

W:11 5/8" H:47 1/4" D:12 5/8"

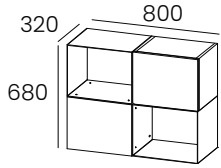
kg	m3	vol	eco
34	0,178	2	01017010270

INFO SHEET			
Case	Fronts		 Back 621935
BX/LM	LM	0	
	LB	0	

Wall MODULES

621495


Module xF31



- 2 Doors and 2 Metal Niches
- Furniture to be Fixed to the wall
- Niche LEDs (optional)

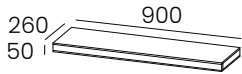
W:31 1/2" H:26 3/4" D:12 5/8"

kg	m3	vol	eco
49	0,250	2	01017010280

INFO SHEET			
Case	Fronts		 Niche 621932
BX/LM	LM	0	
	LB	0	

621514

Shelf



- 1 Shelf of 35 1/2"
- Shelf to be Fixed to the wall

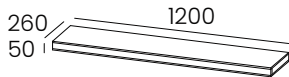
W:35 1/2" H:2" D:10 1/4"

kg	m3	vol	eco
5	0,042	2	01017010240

INFO SHEET	
Shelf	
BX/LM	0

621515

Shelf



- 1 Shelf of 47 1/4"
- Shelf to be Fixed to the wall

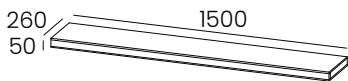
W:47 1/4" H:2" D:10 1/4"

kg	m3	vol	eco
7	0,053	2	01017010240

INFO SHEET	
Shelf	
BX/LM	0

621516

Shelf



- 1 Shelf of 59"
- Shelf to be Fixed to the wall

W:59" H:2" D:10 1/4"

kg	m3	vol	eco
9	0,063	2	01017010240

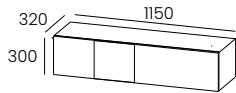
INFO SHEET	
Shelf	
BX/LM	0

BRISTOL

Wall MODULES

801490

Module xF14



- 1 lifting Door
- Furniture to be Fixed to the wall
- TA Finish only on the Door vertical
- lighting Interior (optional)

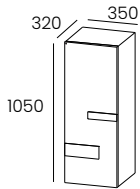
W:45 1/4" H:11 7/8" D:12 5/8"

kg	m3	vol	eco
19	0,174	2	01017010250

INFO SHEET			
Case	Fronts		Interior 801920
BX/LM	BX/LM	0	
	LB	0	

801491

Left Module xF04



- 1 Door
- 2 Removable Glass Shelves
- Furniture to be Fixed to the wall
- Door opening on the Left
- lighting Interior (optional)

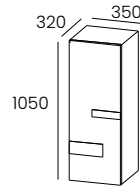
W:13 3/4" H:41 3/8" D:12 5/8"

kg	m3	vol	eco
18	0,181	2	01017010250

INFO SHEET				
Case	Fronts	Front Horizontal Accents		Interior 801921
BX/LM	BX/LM	BX/LM	0	
		LB	0	
	LB	BX/LM	0	
		LB	0	

801492

Right Module xF04



- 1 Door
- 2 Removable Glass Shelves
- Furniture to be Fixed to the wall
- Door opening on the Right
- lighting Interior (optional)

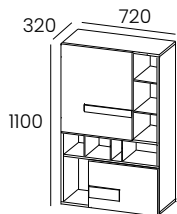
W:13 3/4" H:41 3/8" D:12 5/8"

kg	m3	vol	eco
18	0,181	2	01017010250

INFO SHEET				
Case	Fronts	Front Horizontal Accents		Interior 801921
BX/LM	BX/LM	BX/LM	0	
		LB	0	
	LB	BX/LM	0	
		LB	0	

801493

Module xF30



- 1 Door, 1 Drop Down Door or 8 Niches
- 3 Removable Glass Shelves
- Furniture to be Fixed to the wall
- lighting Interior and Niche (optional)

W:28 3/8" H:43 3/8" D:12 5/8"

kg	m3	vol	eco
42	0,352	2	01017010280

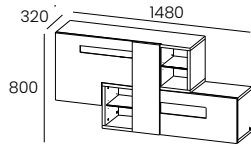
INFO SHEET				
Case	Fronts	Front Horizontal Accents		Interior 801922
BX/LM	BX/LM	BX/LM	0	
		LB	0	
	LB	BX/LM	0	Niche 801923
		LB	0	

BRISTOL

Wall MODULES

801494

Module xF31



W:58 1/4" H:31 1/2" D:12 5/8"

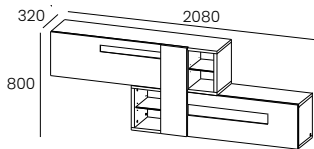
kg	m3	vol	eco
71	0,512	2	01017010290

- 2 Doors, 1 Drop Down Door and 4 Niches
- 5 Removable Glass Shelves
- Furniture to be Fixed to the wall
- TA Finish only available on the Door vertical
- Plinth in LF Finish
- lighting Interior and Niche (optional)

INFO SHEET				
Case	Fronts	Front Horizontal Accents		Interior 801924
BX/LM	BX/LM	BX/LM	0	
		LB	0	
LB	LB	BX/LM	0	Niche 801925
		LB	0	0

801495

Module xF32



W:81 7/8" H:31 1/2" D:12 5/8"

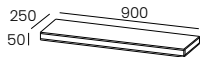
kg	m3	vol	eco
71	0,708	2	01017010290

- 1 lifting Door, 1 Door, 1 Drop Down Door and 4 Niches
- 4 Removable Glass Shelves
- Furniture to be Fixed to the wall
- TA Finish only available on the Door vertical
- Plinth in LF Finish
- lighting Interior and Niche (optional)

INFO SHEET				
Case	Fronts	Front Horizontal Accents		Interior 801926
BX/LM	BX/LM	BX/LM	0	
		LB	0	
LB	LB	BX/LM	0	Niche 801927
		LB	0	0

801514

Shelf



W:35 1/2" H:2" D:9 7/8"

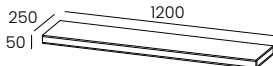
kg	m3	vol	eco
9	0,042	2	01017010240

- 1 Shelf of 35 1/2"
- Shelf to be Fixed to the wall

INFO SHEET	
Shelf	
BX/LM	0

801515

Shelf



W:47 1/4" H:2" D:9 7/8"

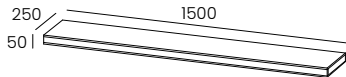
kg	m3	vol	eco
11	0,053	2	01017010240

- 1 Shelf of 47 1/4"
- Shelf to be Fixed to the wall

INFO SHEET	
Shelf	
BX/LM	0

801516

Shelf



W:59" H:2" D:9 7/8"

kg	m3	vol	eco
19	0,063	2	01017010240

- 1 Shelf of 59"
- Shelf to be Fixed to the wall

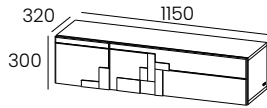
INFO SHEET	
Shelf	
BX/LM	0

WEMBLEY

Wall MODULES

851490


Module xF14



W:45 1/4" H:11 7/8" D:12 5/8"

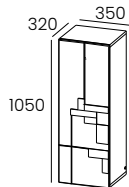
kg	m3	vol	eco
22	0,160	2	01017010260

- 1 lift Door
- Furniture to be Fixed to the wall
- Applications always in BX or TA-278 Finish
- In Door LEDs (optional)

INFO SHEET		
Case + Fronts		 Interior 851920
BX/LM + LM	0	
BX/LM + LB	0	

851491


Left Module xF04



W:13 3/4" H:41 3/8" D:12 5/8"

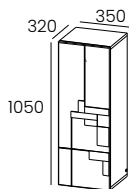
kg	m3	vol	eco
24	0,167	2	01017010260

- 1 Door
- 2 Removable Glass Shelves
- Furniture to be Fixed to the wall
- Applications always in BX or TA-278 Finish
- Railway Door on the Left
- Interior LEDs (optional)

INFO SHEET		
Case + Fronts		 Interior 851921
BX/LM + LM	0	
BX/LM + LB	0	

851492


Right Module xF04



W:13 3/4" H:41 3/8" D:12 5/8"

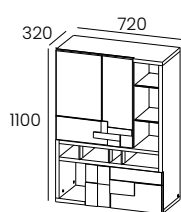
kg	m3	vol	eco
24	0,167	2	01017010260

- 1 Door
- 2 Removable Glass Shelves
- Furniture to be Fixed to the wall
- Applications always in BX or TA-278 Finish
- Railway Door on the Right
- Interior LEDs (optional)

INFO SHEET		
Case + Fronts		 Interior 851921
BX/LM + LM	0	
BX/LM + LB	0	

851493


Module xF30



W:28 3/8" H:43 3/8" D:12 5/8"

kg	m3	vol	eco
52	0,332	2	01017010280

- 1 Door, 1 Drop Down Door and 8 Niches
- 3 Removable Glass Shelves
- Furniture to be Fixed to the wall
- Applications always in BX or TA-278 Finish
- Interior LEDs and Niche (optional)

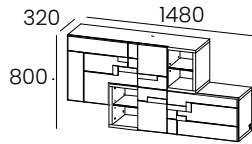
INFO SHEET		
Case + Fronts		 Interior 851922 0 Niche 851923 0
BX/LM + LM	0	
BX/LM + LB	0	

WEMBLEY

Wall MODULES

851494


Module xF31



- 2 Doors, 1 Drop Down Door and 4 Niches
- 5 Removable Glass Shelves
- Furniture to be Fixed to the wall
- Applications always in BX or TA-278 Finish
- Interior LEDs and Niche (optional)

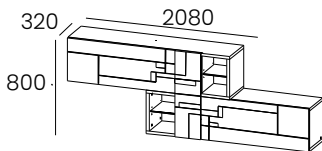
W:58 1/4" H:31 1/8" D:12 5/8"

kg	m3	vol	eco
67	0,485	2	0107010290

INFO SHEET		
Case + Fronts		 Interior 851924 0
BX/LM + LM	0	
BX/LM + LB	0	Niche 851925 0

851495


Module xF32



- 1 lift Door, 1 Door, 1 Drop Down Door and 4 Niches
- 4 Removable Glass Shelves
- Furniture to be Fixed to the wall
- Applications always in BX or TA-278 Finish
- Interior LEDs and Niche (optional)

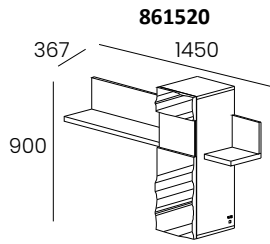
W:81 7/8" H:31 1/8" D:12 5/8"

kg	m3	vol	eco
75	0,674	2	0107010290

INFO SHEET		
Case + Fronts		 Interior 851926 0
BX/LM + LM	0	
BX/LM + LB	0	Niche 851927 0

MIRAGE

Wall MODULES




861520

Module xF04

- 1 Solid Glass Door
- Shelf in BX or LM Finish
- Front always in Lacquer Finish, LM or LB
- Shelf LEDs (optional)

W:57" H:35 1/2" D:14 1/2"

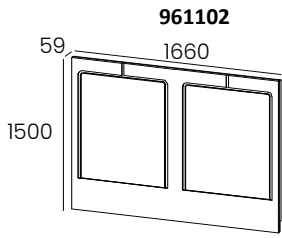
kg	m3	vol	eco
36	0,283	4	01017010270

INFO SHEET		
Shelf/Case + Front		 Interior 861936 0
BX + LM	0	
BX + LB	0	
LM + LM	0	
LM + LB	0	

BEDROOMS

KYOTO

Bedroom - Headboard



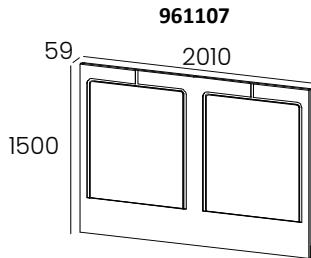
Headboard x01- Queen Size KYOTO

- Structure in BX, BX-280/ BX-292 or LM Finish w/ LM Accent Pinstripe
- Headboard is either Upholstered in Fabric (TC), Faux Rattan Fabric (TC-S02) or Wood Rattan
- For Mattress Queen Size

W:65 3/8" H:59" D:2 3/8"

kg m3 vol eco

INFO SHEET					
Foot	Fabric				
	RATTAN	TC-S01	TC-S02	TC-S03	TC-S04
BX	0	0	0	0	0
BX-280/ BX-292	0	0	0	0	0



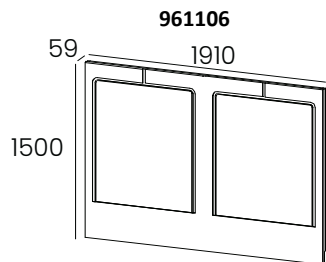
Headboard x01- King Size KYOTO

- Structure in BX, BX-280/ BX-292 or LM Finish w/ LM Accent Pinstripe
- Headboard is either Upholstered in Fabric (TC), Faux Rattan Fabric (TC-S02) or Wood Rattan
- For Mattress King Size

W:79 1/8" H:59" D:2 3/8"

kg m3 vol eco

INFO SHEET					
Foot	Fabric				
	RATTAN	TC-S01	TC-S02	TC-S03	TC-S04
BX	0	0	0	0	0
BX-280/ BX-292	0	0	0	0	0



Headboard x01- California King Size KYOTO

- Structure in BX, BX-280/ BX-292 or LM Finish w/ LM Accent Pinstripe
- Headboard is either Upholstered in Fabric (TC), Faux Rattan Fabric (TC-S02) or Wood Rattan
- For Mattress California King Size

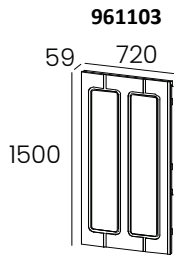
W:75 1/4" H:59" D:2 3/8"

kg m3 vol eco

INFO SHEET					
Foot	Fabric				
	RATTAN	TC-S01	TC-S02	TC-S03	TC-S04
BX	0	0	0	0	0
BX-280/ BX-292	0	0	0	0	0

KYOTO

Bedroom - Headboard



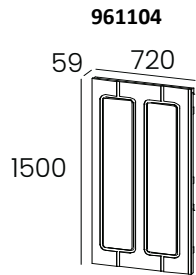
Left Side Panel x01 KYOTO

- Structure in BX, BX-280/ BX-292 or LM Finish w/ LM Accent Pinstripe
- Side Panel is either Upholstered in Fabric (TC), Faux Rattan Fabric (TC-S02) or Wood Rattan

W:28 3/8" H:59" D:2 3/8"

kg m3 vol eco

INFO SHEET					
Foot	Fabric				
	RATTAN	TC-S01	TC-S02	TC-S03	TC-S04
BX	0	0	0	0	0
BX-280/ BX-292	0	0	0	0	0



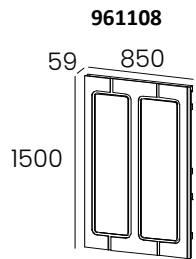
Right Side Panel x01 KYOTO

- Structure in BX, BX-280/ BX-292 or LM Finish w/ LM Accent Pinstripe
- Side Panel is either Upholstered in Fabric (TC), Faux Rattan Fabric (TC-S02) or Wood Rattan

W:28 3/8" H:59" D:2 3/8"

kg m3 vol eco

INFO SHEET					
Foot	Fabric				
	RATTAN	TC-S01	TC-S02	TC-S03	TC-S04
BX	0	0	0	0	0
BX-280/ BX-292	0	0	0	0	0



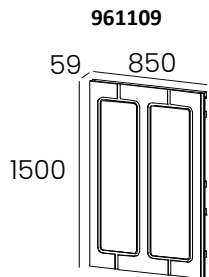
Left Side Panel x01 KYOTO

- Structure in BX, BX-280/ BX-292 or LM Finish w/ LM Accent Pinstripe
- Side Panel is either Upholstered in Fabric (TC), Faux Rattan Fabric (TC-S02) or Wood Rattan

W:33 1/2" H:59" D:2 3/8"

kg m3 vol eco

INFO SHEET					
Foot	Fabric				
	RATTAN	TC-S01	TC-S02	TC-S03	TC-S04
BX	0	0	0	0	0
BX-280/ BX-292	0	0	0	0	0



Right Side Panel x01 KYOTO

- Structure in BX, BX-280/ BX-292 or LM Finish w/ LM Accent Pinstripe
- Side Panel is either Upholstered in Fabric (TC), Faux Rattan Fabric (TC-S02) or Wood Rattan

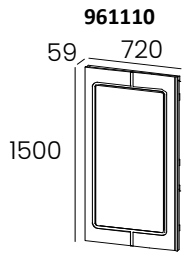
W:33 1/2" H:59" D:2 3/8"

kg m3 vol eco

INFO SHEET					
Foot	Fabric				
	RATTAN	TC-S01	TC-S02	TC-S03	TC-S04
BX	0	0	0	0	0
BX-280/ BX-292	0	0	0	0	0

KYOTO

Bedroom - Headboard



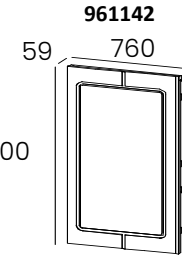
W:28 3/8" H:59" D:2 3/8"

kg m3 vol eco

Left Side Panel x01 KYOTO

- Structure in BX, BX-280/ BX-292 or LM Finish w/ LM Accent Pinstripe
- Side Panel is either Upholstered in Fabric (TC), Faux Rattan Fabric (TC-S02) or Wood Rattan

INFO SHEET					
Foot	Fabric				
	RATTAN	TC-S01	TC-S02	TC-S03	TC-S04
BX	0	0	0	0	0
BX-280/ BX-292	0	0	0	0	0



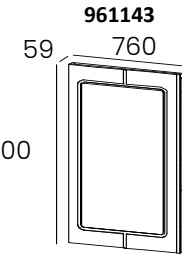
W:30" H:59" D:2 3/8"

kg m3 vol eco

Left Side Panel x01 KYOTO

- Structure in BX, BX-280/ BX-292 or LM Finish w/ LM Accent Pinstripe
- Side Panel is either Upholstered in Fabric (TC), Faux Rattan Fabric (TC-S02) or Wood Rattan

INFO SHEET					
Foot	Fabric				
	RATTAN	TC-S01	TC-S02	TC-S03	TC-S04
BX	0	0	0	0	0
BX-280/ BX-292	0	0	0	0	0



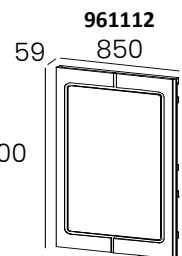
W:30" H:59" D:2 3/8"

kg m3 vol eco

Right Side Panel x01 KYOTO

- Structure in BX, BX-280/ BX-292 or LM Finish w/ LM Accent Pinstripe
- Side Panel is either Upholstered in Fabric (TC), Faux Rattan Fabric (TC-S02) or Wood Rattan

INFO SHEET					
Foot	Fabric				
	RATTAN	TC-S01	TC-S02	TC-S03	TC-S04
BX	0	0	0	0	0
BX-280/ BX-292	0	0	0	0	0



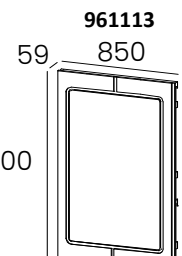
W:33 1/2" H:59" D:2 3/8"

kg m3 vol eco

Left Side Panel x01 KYOTO

- Structure in BX, BX-280/ BX-292 or LM Finish w/ LM Accent Pinstripe
- Side Panel is either Upholstered in Fabric (TC), Faux Rattan Fabric (TC-S02) or Wood Rattan

INFO SHEET					
Foot	Fabric				
	RATTAN	TC-S01	TC-S02	TC-S03	TC-S04
BX	0	0	0	0	0
BX-280/ BX-292	0	0	0	0	0



W:33 1/2" H:59" D:2 3/8"

kg m3 vol eco

Right Side Panel x01 KYOTO

- Structure in BX, BX-280/ BX-292 or LM Finish w/ LM Accent Pinstripe
- Side Panel is either Upholstered in Fabric (TC), Faux Rattan Fabric (TC-S02) or Wood Rattan

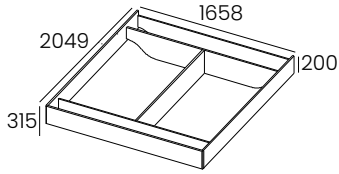
INFO SHEET					
Foot	Fabric				
	RATTAN	TC-S01	TC-S02	TC-S03	TC-S04
BX	0	0	0	0	0
BX-280/ BX-292	0	0	0	0	0

KYOTO

Bedroom - Bedframe

961114

Bedframe 01 - Queen Size KYOTO



- Floating Bedframe in BX, BX-280/ BX-292 or LM Finish
- For Mattress Queen Size
- Slats Required

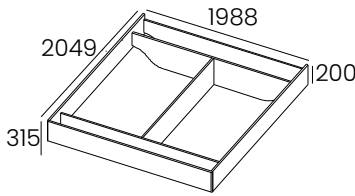
W:65 1/4" H:12 1/2" D:80 5/8"

kg m3 vol eco

INFO SHEET	
Bedframe	
BX/LM	0
BX-280/ BX-292	0
QUEEN SLATS	0

961146

Bedframe 01 - King Size KYOTO



- Floating Bedframe in BX, BX-280/ BX-292 or LM Finish
- For Mattress King Size
- Slats Required

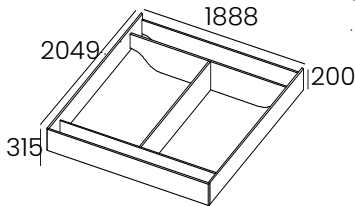
W:78 1/4" H:12 1/2" D:80 5/8"

kg m3 vol eco

INFO SHEET	
Bedframe	
BX/LM	0
BX-280/ BX-292	0
KING SLATS	0

961146

Bedframe 01 - California King Size KYOTO



- Floating Bedframe in BX, BX-280/ BX-292 or LM Finish
- For Mattress California King Size
- Slats Required

W:74 3/8" H:12 1/2" D:85 1/4"

kg m3 vol eco

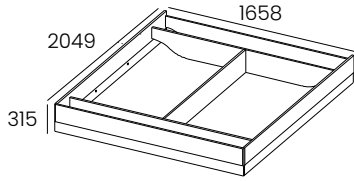
INFO SHEET	
Bedframe	
BX/LM	0
BX-280/ BX-292	0
CALIFORNIA KING SLATS	0

KYOTO

Bedroom - Bedframe

961118

Bedframe 01 - Queen Size KYOTO



- Bedframe in BX, BX-280/ BX-292 or LM Finish
- For Mattress Queen Size
- Slats Required

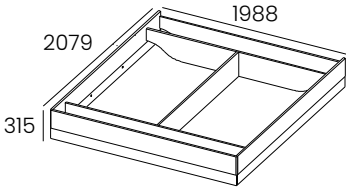
W:65 1/4" H:12 1/2" D:80 5/8"

kg m3 vol eco

INFO SHEET	
Bedframe	
BX/LM	0
BX-280/ BX-292	0
QUEEN SLATS	0

961141

Bedframe 01 - King Size KYOTO



- Bedframe in BX, BX-280/ BX-292 or LM Finish
- For Mattress King Size
- Slats Required

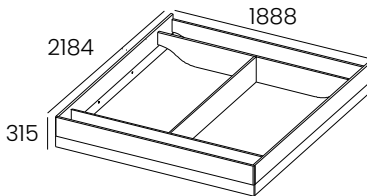
W:78 1/4" H:12 1/2" D:81 7/8"

kg m3 vol eco

INFO SHEET	
Bedframe	
BX/LM	0
BX-280/ BX-292	0
KING SLATS	0

961140

Bedframe 01 - California King Size KYOTO



- Bedframe in BX, BX-280/ BX-292 or LM Finish
- For Mattress California King Size
- Slats Required

W:74 3/8" H:12 1/2" D:86"

kg m3 vol eco

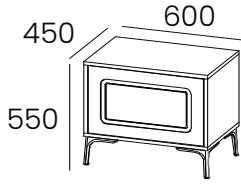
INFO SHEET	
Bedframe	
BX/LM	0
BX-280/ BX-292	0
CALIFORNIA KING SLATS	0

KYOTO

Bedroom - Case Pieces

961120

Nightstand x01 KYOTO



W:23 5/8" H:21 5/8" D:17 3/4"

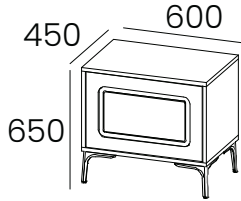
kg m3 vol eco

- 1 Drawer & 1 Interior Drawer
- Fronts available in Wood Rattan/ Clear Glass, Grey Glass or Bronze Glass (TC-S01)/ Faux Rattan Fabric (TC-S02) / Fabric (TC) Finish
- Fronts Frame are always in BX/LM or BX-280/ BX-292 Finish w/LM Pinstripe Accents
- Feet in Metal always LF

INFO SHEET			
Case	Fronts		
BX/LM	BX/LM	RATTAN	0
		TC-S01/ GLASS	0
		TC-S02	0
		TC-S03	0
	BX-280/ BX-292	TC-S04	0
		RATTAN	0
		TC-S01/ GLASS	0
		TC-S02	0
BX-280/ BX-292	LM	TC-S03	0
		TC-S04	0
		RATTAN	0
		TC-S01/ GLASS	0
	BX-280/ BX-292	TC-S02	0
		TC-S03	0
		TC-S04	0
		RATTAN	0

961121

Nightstand x01 KYOTO



W:23 5/8" H:25 5/8" D:17 3/4"

kg m3 vol eco

- 1 Drawer & 1 Interior Drawer
- Fronts available in Wood Rattan/ Clear Glass, Grey Glass or Bronze Glass (TC-S01)/ Faux Rattan Fabric (TC-S02) / Fabric (TC) Finish
- Fronts Frame are always in BX/LM or BX-280/ BX-292 Finish w/LM Pinstripe Accents
- Feet in Metal always LF

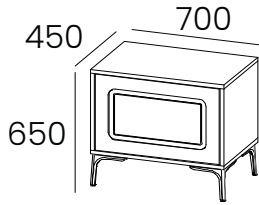
INFO SHEET			
Case	Fronts		
BX/LM	BX/LM	RATTAN	0
		TC-S01/ GLASS	0
		TC-S02	0
		TC-S03	0
	BX-280/ BX-292	TC-S04	0
		RATTAN	0
		TC-S01/ GLASS	0
		TC-S02	0
BX-280/ BX-292	LM	TC-S03	0
		TC-S04	0
		RATTAN	0
		TC-S01/ GLASS	0
	BX-280/ BX-292	TC-S02	0
		TC-S03	0
		TC-S04	0
		RATTAN	0

KYOTO

Bedroom - Case Pieces

961122

Nightstand x01 KYOTO



W:27 1/2" H:25 5/8" D:17 3/4"

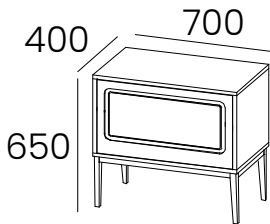
kg m3 vol eco

- 1 Drawer & 1 Interior Drawer
- Fronts available in Wood Rattan/ Clear Glass, Grey Glass or Bronze Glass (TC-S01)/ Faux Rattan Fabric (TC-S02) / Fabric (TC) Finish
- Fronts Frame are always in BX/LM or BX-280/ BX-292 Finish w/LM Pinstripe Accents
- Feet in Metal always LF

INFO SHEET			
Case	Fronts		
BX/LM	BX/LM	RATTAN	0
		TC-S01/ GLASS	0
		TC-S02	0
		TC-S03	0
	BX-280/ BX-292	TC-S04	0
		RATTAN	0
		TC-S01/ GLASS	0
		TC-S02	0
BX-280/ BX-292	LM	TC-S03	0
		TC-S04	0
		RATTAN	0
		TC-S01/ GLASS	0
	BX-280/ BX-292	TC-S02	0
		TC-S03	0
		TC-S04	0
		RATTAN	0

961123

Nightstand x02 KYOTO



W:27 1/2" H:25 5/8" D:15 3/4"

kg m3 vol eco

- 1 Drawer & 1 Interior Drawer
- Fronts available in Wood Rattan/ Clear Glass, Grey Glass or Bronze Glass (TC-S01)/ Faux Rattan Fabric (TC-S02) / Fabric (TC) Finish
- Fronts Frame are always in BX/LM or BX-280/ BX-292 Finish w/LM Pinstripe Accents
- Feet in Metal always LF

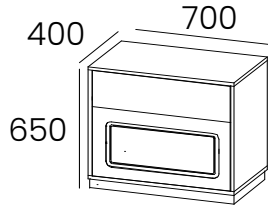
INFO SHEET			
Case	Fronts		
BX/LM	BX/LM	RATTAN	0
		TC-S01/ GLASS	0
		TC-S02	0
		TC-S03	0
	BX-280/ BX-292	TC-S04	0
		RATTAN	0
		TC-S01/ GLASS	0
		TC-S02	0
BX-280/ BX-292	LM	TC-S03	0
		TC-S04	0
		RATTAN	0
		TC-S01/ GLASS	0
	BX-280/ BX-292	TC-S02	0
		TC-S03	0
		TC-S04	0
		RATTAN	0

KYOTO

Bedroom - Case Pieces

961124

Nightstand x03 KYOTO



W:27 1/2" H:25 5/8" D:15 3/4"

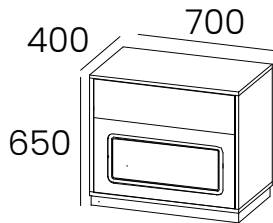
kg m3 vol eco

- 2 Drawer & 1 Interior Drawer
- Bottom Drawer Front available in Wood Rattan/ Clear Glass, Grey Glass or Bronze Glass (TC-S01)/ Faux Rattan Fabric (TC-S02) / Fabric (TC) Finish
- Fronts Frame are always in BX/LM or BX-280/ BX-292 Finish w/LM Pinstripe Accents
- Upper Drawer Front in BX/LM or BX-280/ BX-292 Finish
- Plinth Base in BX/LM or BX-280/ BX-292 Finish

INFO SHEET			
Case	Fronts		
BX/LM	BX/LM	RATTAN	0
		TC-S01/ GLASS	0
		TC-S02	0
		TC-S03	0
	BX-280/ BX-292	TC-S04	0
		RATTAN	0
		TC-S01/ GLASS	0
		TC-S02	0
BX-280/ BX-292	LM	TC-S03	0
		TC-S04	0
		RATTAN	0
		TC-S01/ GLASS	0
	BX-280/ BX-292	TC-S02	0
		TC-S03	0
		TC-S04	0
		RATTAN	0

961124_2

Nightstand x03.1 KYOTO



W:27 1/2" H:25 5/8" D:15 3/4"

kg m3 vol eco

- 2 Drawers
- Bottom Drawer Front available in Wood Rattan/ Clear Glass, Grey Glass or Bronze Glass (TC-S01)/ Faux Rattan Fabric (TC-S02) / Fabric (TC) Finish
- Fronts Frame are always in BX/LM or BX-280/ BX-292 Finish w/LM Pinstripe Accents
- Upper Drawer Front in BX/LM or BX-280/ BX-292 Finish
- Plinth Base in BX/LM or BX-280/ BX-292 Finish

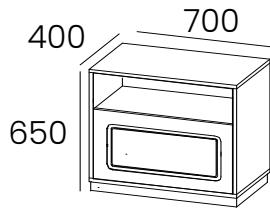
INFO SHEET			
Case	Fronts		
BX/LM	BX/LM	RATTAN	0
		TC-S01/ GLASS	0
		TC-S02	0
		TC-S03	0
	BX-280/ BX-292	TC-S04	0
		RATTAN	0
		TC-S01/ GLASS	0
		TC-S02	0
BX-280/ BX-292	LM	TC-S03	0
		TC-S04	0
		RATTAN	0
		TC-S01/ GLASS	0
	BX-280/ BX-292	TC-S02	0
		TC-S03	0
		TC-S04	0
		RATTAN	0

KYOTO

Bedroom - Case Pieces

961125

Nightstand x04 KYOTO



W:27 1/2" H:25 5/8" D:15 3/4"

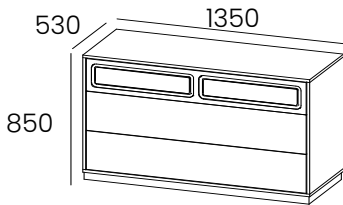
kg m3 vol eco

- 1 Drawer & 1 Open Niche
- Bottom Drawer Front available in Wood Rattan/ Clear Glass, Grey Glass or Bronze Glass (TC-S01)/ Faux Rattan Fabric (TC-S02) / Fabric (TC) Finish
- Fronts Frame are always in BX/LM or BX-280/ BX-292 Finish w/LM Pinstripe Accents
- Upper Drawer Front in BX/LM or BX-280/ BX-292 Finish
- Plinth Base in BX/LM or BX-280/ BX-292 Finish

INFO SHEET			
Case	Fronts		
BX/LM	BX/LM	RATTAN	0
		TC-S01/ GLASS	0
		TC-S02	0
		TC-S03	0
	BX-280/ BX-292	TC-S04	0
		RATTAN	0
		TC-S01/ GLASS	0
		TC-S02	0
BX-280/ BX-292	LM	TC-S03	0
		TC-S04	0
		RATTAN	0
		TC-S01/ GLASS	0
	BX-280/ BX-292	TC-S02	0
		TC-S03	0
		TC-S04	0
		RATTAN	0

961130

Dresser 2D+2D KYOTO



W:53 1/8" H:33 1/2" D:20 7/8"

kg m3 vol eco

- 4 Drawers
- Top Drawer Fronts available in Wood Rattan/ Clear Glass, Grey Glass or Bronze Glass (TC-S01)/ Faux Rattan Fabric (TC-S02) / Fabric (TC) Finish
- Fronts Frame are always in BX/LM or BX-280/ BX-292 Finish w/LM Pinstripe Accents
- Bottom Drawer Fronts in BX/LM or BX-280/ BX-292 Finish
- Plinth Base

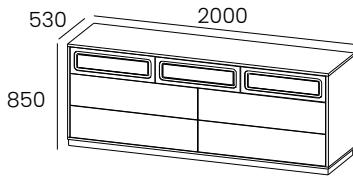
INFO SHEET			
Case	Fronts		
BX/LM	BX/LM	RATTAN	0
		TC-S01/ GLASS	0
		TC-S02	0
		TC-S03	0
	BX-280/ BX-292	TC-S04	0
		RATTAN	0
		TC-S01/ GLASS	0
		TC-S02	0
BX-280/ BX-292	LM	TC-S03	0
		TC-S04	0
		RATTAN	0
		TC-S01/ GLASS	0
	BX-280/ BX-292	TC-S02	0
		TC-S03	0
		TC-S04	0
		RATTAN	0

KYOTO

Bedroom - Case Pieces

961131

Dresser 3D+4D KYOTO



W:78 3/4" H:33 1/2" D:20 7/8"

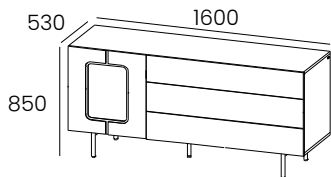
kg m3 vol eco

- 7 Drawers
- Top Drawer Fronts available in Wood Rattan/ Clear Glass, Grey Glass or Bronze Glass (TC-S01)/ Faux Rattan Fabric (TC-S02) / Fabric (TC) Finish
- Fronts Frame are always in BX/LM or BX-280/ BX-292 Finish w/LM Pinstripe Accents
- Bottom Drawer Fronts in BX/LM or BX-280/ BX-292 Finish
- Plinth Base

INFO SHEET			
Case	Fronts		
BX/LM	BX/LM	RATTAN	0
		TC-S01/ GLASS	0
		TC-S02	0
		TC-S03	0
	BX-280/ BX-292	TC-S04	0
		RATTAN	0
		TC-S01/ GLASS	0
		TC-S02	0
BX-280/ BX-292	LM	TC-S03	0
		TC-S04	0
		RATTAN	0
		TC-S01/ GLASS	0
	BX-280/ BX-292	TC-S02	0
		TC-S03	0
		TC-S04	0
		RATTAN	0

961132

Dresser 1D+3D KYOTO



W:63" H:33 1/2" D:20 7/8"

kg m3 vol eco

- 3 Drawers & 1 Door w/ Interior Shelf
- Door Front available in Wood Rattan/ Clear Glass, Grey Glass or Bronze Glass/ Faux Rattan Fabric (TC-S02)/ Fabric (TC) Finish
- Fronts Frame are always in BX/LM or BX-280/ BX-292 Finish w/LM Pinstripe Accents
- Feet in Metal always LF

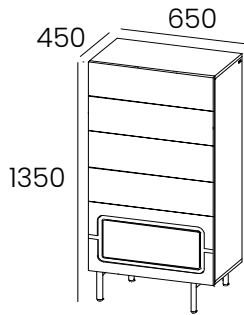
INFO SHEET			
Case	Fronts		
BX/LM	BX/LM	RATTAN	0
		TC-S01/ GLASS	0
		TC-S02	0
		TC-S03	0
	BX-280/ BX-292	TC-S04	0
		RATTAN	0
		TC-S01/ GLASS	0
		TC-S02	0
BX-280/ BX-292	LM	TC-S03	0
		TC-S04	0
		RATTAN	0
		TC-S01/ GLASS	0
	BX-280/ BX-292	TC-S02	0
		TC-S03	0
		TC-S04	0
		RATTAN	0

KYOTO

Bedroom - Case Pieces

961135

Dresser 3D+4D KYOTO



W:25 5/8" H:53 1/8" D:17 3/4"

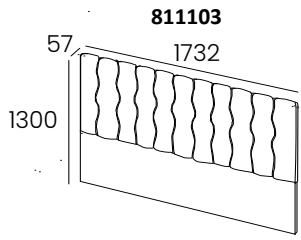
kg	m3	vol	eco
103	0,667	2	01017010310

- 5 Drawers
- Top Drawer Fronts in BX/LM or BX-280/ BX-292 Finish
- Fronts Frame are always in BX,LM or BX-280/ BX-292 Finish w/LM Pinstripe Accents
- Bottom Drawer Front available in Wood Rattan/ Clear Glass, Grey Glass or Bronze Glass (TC-S01)/ Faux Rattan Fabric (TC-S02) / Fabric (TC) Finish
- Feet in Metal always LF

INFO SHEET			
Case	Fronts		
BX/LM	BX/LM	RATTAN	0
		TC-S01/ GLASS	0
		TC-S02	0
		TC-S03	0
		TC-S04	0
	BX-280/ BX-292	RATTAN	0
		TC-S01/ GLASS	0
		TC-S02	0
		TC-S03	0
		TC-S04	0
BX-280/ BX-292	LM	RATTAN	0
		TC-S01/ GLASS	0
		TC-S02	0
		TC-S03	0
		TC-S04	0
	BX-280/ BX-292	RATTAN	0
		TC-S01/ GLASS	0
		TC-S02	0
		TC-S03	0
		TC-S04	0

NEWPORT/NEWTOWN

Bedroom - Headboard



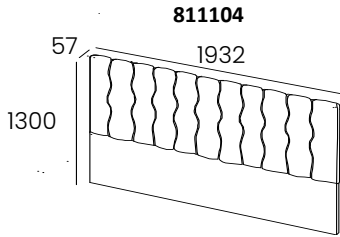
811103

Headboard - Queen Size NEWPORT

- Bedside in BX, BX-280/ BX-292 or LM Finish and Upholstered
- For Mattress Queen Size
- Fabric ref.Ascot +5%

kg	m3	vol	eco
95	0,578	1	01017010290

INFO SHEET	
Fabric	
TC-S01	0



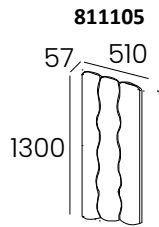
811104

Headboard - King Size NEWPORT

- Bedside in BX, BX-280/ BX-292 or LM Finish and Upholstered
- For Mattress King Size
- Fabric ref.Ascot +5%

kg	m3	vol	eco
103	0,641	1	01017010300

INFO SHEET	
Fabric	
TC-S01	0



811105

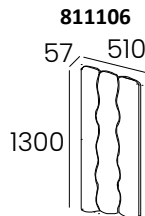
Left Side Panel NEWPORT

- Completely Upholstered Headboard
- Fabric ref.Ascot +5%

W:20" H:51 1/4" D:2 1/4"

kg	m3	vol	eco
32	0,190	1	01017010270

INFO SHEET	
Fabric	
TC-S01	0



811106

Right Side Panel NEWPORT

- Completely Upholstered Headboard
- Fabric ref.Ascot +5%

W:20" H:51 1/4" D:2 1/4"

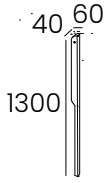
kg	m3	vol	eco
32	0,190	1	01017010270

INFO SHEET	
Fabric	
TC-S01	0

NEWPORT/NEWTOWN

Bedroom - Headboard

811107



Left Wooden Side Trim NEWPORT

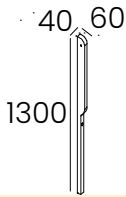
- Side Trim in BX or BX-280/ BX-292 Finish

W:2 3/8" H:51 1/4" D:1 5/8"

kg	m3	vol	eco
2	0,013	1	01017010230

INFO SHEET	
Left Side Trim	
BX	0
BX-280/ BX-292	0

811108



Right Wooden Side Trim NEWPORT

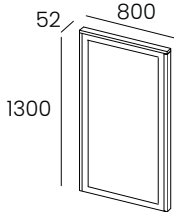
- Side in BX or BX-280/ BX-292 Finish

W:2 3/8" H:51 1/4" D:1 5/8"

kg	m3	vol	eco
2	0,013	1	01017010230

INFO SHEET	
Right Side Trim	
BX	0
BX-280/ BX-292	0

811109



Left Side Panel 01

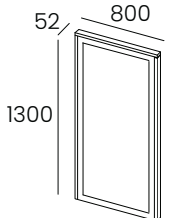
- Side in Wood Rattan Finish
- Frame in BX, LM or BX-280/ BX-292

W:31 1/2" H:51 1/4" D:2"

kg	m3	vol	eco
2	0,013	1	01017010230

INFO SHEET	
Left Headboard Panel	
BX	0
BX-280/ BX-292	0

811110



Right Side Panel 01

- Side in Wood Rattan Finish
- Frame in BX, LM or BX-280/ BX-292

W:31 1/2" H:51 1/4" D:2"

kg	m3	vol	eco
2	0,013	1	01017010230

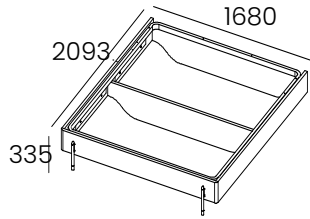
INFO SHEET	
Right Headboard Panel	
BX	0
BX-280/ BX-292	0

NEWPORT/NEWTOWN

Bedroom - Bedrame

811114

Bedframe 01 - Queen Size NEWPORT



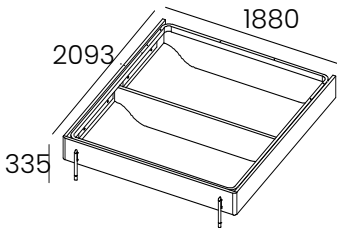
- Bedframe in BX, BX-280/ BX-292 or LM Finish
- For Mattress Queen Size
- Metal Foot always in LF and Brass Finish
- Slats Required

kg	m3	vol	eco
54	0,193	4	03018010290

INFO SHEET	
Bedframe	
BX/LM	0
QUEEN SLATS	0

811115

Bedframe 01 - King Size NEWPORT



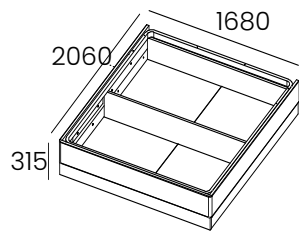
- Bedframe in BX, BX-280/ BX-292 or LM Finish
- For Mattress King Size
- Metal Foot always in LF and Brass Finish
- Slats Required

kg	m3	vol	eco
57	0,202	4	03018010290

INFO SHEET	
Bedframe	
BX/BX-280/ BX-292/LM	0
KING SLATS	0

811117

Bedframe 02 - Queen Size NEWPORT



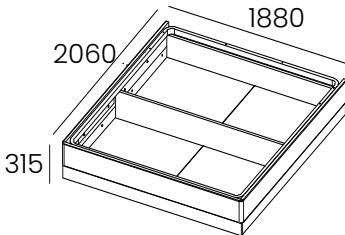
- Bedframe in BX, BX-280/ BX-292 or LM Finish
- For Mattress Queen Size
- Slats Required

kg	m3	vol	eco
95	0,317	5	03018010290

INFO SHEET	
Bedframe	
BX/BX-280/ BX-292/LM	0
QUEEN SLATS	0

811118

Bedframe 02 - King Size NEWPORT



- Bedframe in BX, BX-280/ BX-292 or LM Finish
- For Mattress King Size
- Slats Required

kg	m3	vol	eco
104	0,338	5	03018010290

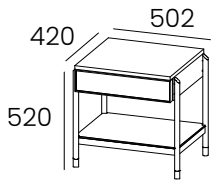
INFO SHEET	
Bedframe	
BX/BX-280/ BX-292/LM	0
KING SLATS	0

NEWPORT/NEWTOWN

Bedroom - Case Pieces

811120

Nightstand x01 NEWPORT



W:19 3/4" H:20 1/2" D:16 1/2"

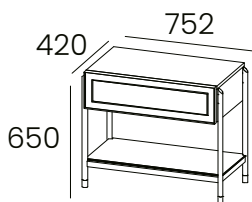
kg	m3	vol	eco
35	0.206	1	1017010270

- 1 Drawer and 1 Glass Shelf (Clear, Gray or Bronze)
- Metal Frame in LF Finish
- Fronts in BX, BX-280/ BX-292, LM/ CM / Wood Rattan Finish
- Case in BX, BX-280/ BX-292 or LM Finish
- Metal Foot always in LF and Brass Finish

INFO SHEET		
Case	Fronts	
BX/LM	BX/LM + BX/LM or Faux Rattan	0
	CM-S01	0
	CM-S03	
	CM-S04	0
	RATTAN	0

811122

Nightstand x01 NEWPORT



W:29 5/8" H:25 5/8" D:16 1/2"

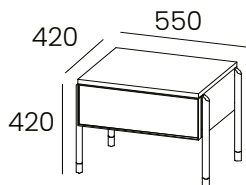
kg	m3	vol	eco
35	0.206	1	1017010270

- 1 Drawer and 1 Glass Shelf (Clear, Gray or Bronze)
- Metal Frame in LF Finish
- Front in BX, BX-280/ BX-292, LM/ CM or Wood Rattan Framed in BX/LM Finish
- Case in BX, BX-280/ BX-292 or LM Finish
- Metal Foot always in LF and Brass Finish

INFO SHEET		
Case	Fronts	
BX/LM	BX/LM + BX/LM or Faux Rattan	0
	CM-S01	0
	CM-S03	
	CM-S04	0
	RATTAN	0

811121

Nightstand x02 NEWPORT



W:21 5/8" H:16 1/2" D:16 1/2"

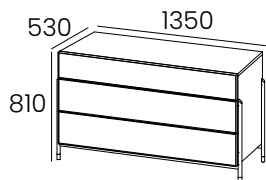
kg	m3	vol	eco
33	0.192	1	1017010270

- 1 Drawer
- Metal Frame in LF Finish
- Front in BX, BX-280/ BX-292, LM/ CM or Wood Rattan Framed in BX/LM Finish
- Case in BX, BX-280/ BX-292 or LM Finish
- Metal Foot always in LF and Brass Finish

INFO SHEET		
Case	Fronts	
BX/LM	BX/LM + BX/LM or Faux Rattan	0
	CM-S01	0
	CM-S03	
	CM-S04	0
	RATTAN	0

811130

Dresser NEWPORT



W:53 1/8" H:31 7/8" D:20 7/8"

kg	m3	vol	eco
164	0.817	1	1017010310

- 3 Drawers
- Metal Frame in LF Finish
- Top Drawer Front in BX, BX-280/ BX-292, LM/ CM or Wood Rattan Framed in BX/LM Finish
- Case & Bottom Drawers in BX, BX-280/ BX-292 or LM Finish
- Metal Foot always in LF and Brass Finish

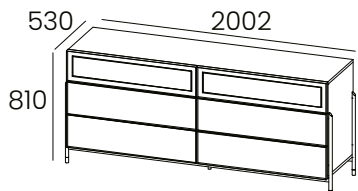
INFO SHEET		
Case	Fronts	
BX/LM	BX/LM + BX/LM or Faux Rattan	0
	BX/LM+CM-S01	0
	BX/LM+CM-S03	
	BX/LM+CM-S04	0
	RATTAN	0

NEWPORT/NEWTOWN

Bedroom - Case Pieces

811131

Dresser NEWPORT



W:78 7/8" H:31 7/8" D:20 7/8"

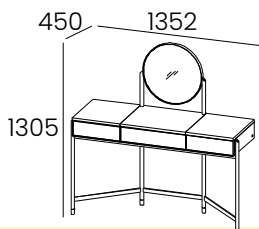
kg	m3	vol	eco
164	0.817	1	1017010310

- 6 Drawers
- Metal Frame in LF Finish
- Top Drawer Fronts in BX, BX-280/ BX-292, LM/ CM or Wood Rattan Framed in BX/LM Finish
- Case & Bottom Drawers in BX, BX-280/ BX-292 or LM Finish
- Metal Foot always in LF and Brass Finish

INFO SHEET		
Case	Fronts	
BX/LM	BX/LM + BX/LM or Faux Rattan	0
	BX/LM+CM-S01	0
	BX/LM+CM-S03	
	BX/LM+CM-S04	0
	RATTAN	0

811515

Dressing Table NEWPORT



W:53 1/4" H:51 3/8" D:17 3/4"

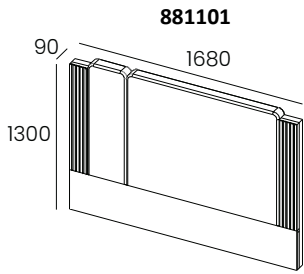
kg	m3	vol	eco
105	1.077	1	1017010300

- 1 Mirror
- 1 Drawer and 2 lifting Doors
- Metal Frame in LF Finish
- Fronts in CM Finish
- Case in BX, BX-280/ BX-292 or LM Finish
- Metal Foot always in LF and Brass Finish

INFO SHEET		
Case	Fronts	
BX/LM	BX/LM	0
	CM-S01	0
	CM-S03	
	CM-S04	0

FIDJI

Bedroom - Headboard

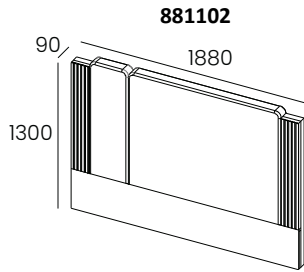


881101

Headboard x01 - Queen Size

- Headboard in BX or LM Finish and Upholstered
- For Mattress Queen Size
- the Headboard uses 1,90 m of Fabric
- Fabric ref.Ascot +5%

INFO SHEET		
Structure	without Fabric	with Fabric
BX/LM	0	0
BX-280/ BX-292	0	0

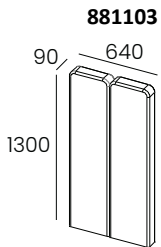


881102

Headboard x01 - King Size

- Headboard in BX or LM Finish and Upholstered
- For Mattress King Size
- the Headboard uses 2,90 m of Fabric
- Fabric ref.Ascot +5%

INFO SHEET		
Structure	without Fabric	with Fabric
BX/LM	0	0
BX-280/ BX-292	0	0



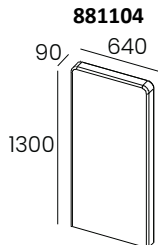
881103

Left Side Panel x01

- Fully Upholstered Headboard
- the Headboard uses 1,50 m of Fabric
- 5% upcharge for Ascot Fabric

INFO SHEET	
Left Headboard Panel	
without Fabric	0
with Fabric	0

W:25 1/4" H:51 1/4" D:3 1/2"



881104

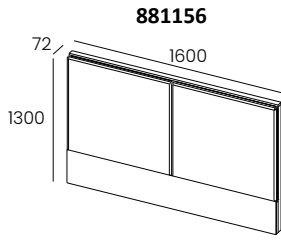
Right Side Panel x01

- Fully Upholstered Headboard
- the Headboard uses 1,50 m of Fabric
- Fabric ref.Ascot +5%

INFO SHEET	
Right Headboard Panel	
without Fabric	0
with Fabric	0

W:25 1/4" H:51 1/4" D:3 1/2"

Bedroom - Headboard



881156

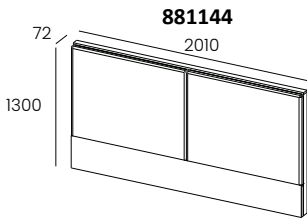
Headboard 02 - Queen Size

- Headboard in BX or LM Finish and Upholstered
- For Mattress Queen Size
- the Headboard uses 2,20 m of Fabric
- Fabric ref.Ascot +5%

W:63" H:51 1/4" D:2 7/8"

kg	m3	vol	eco
48	0,285	1	01017010280

INFO SHEET		
Structure	without Fabric	with Fabric
BX/LM	0	0
BX-280/ BX-292	0	0



881144

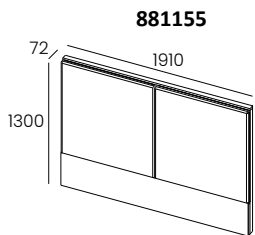
Headboard 02 - King Size

- Headboard in BX or LM Finish and Upholstered
- For Mattress King Size
- the Headboard uses 2,90 m of Fabric
- Fabric ref.Ascot +5%

W:79 1/8" H:51 1/4" D:2 7/8"

kg	m3	vol	eco
58	0,339	1	01017010280

INFO SHEET		
Structure	without Fabric	with Fabric
BX/LM	0	0
BX-280/ BX-292	0	0



881155

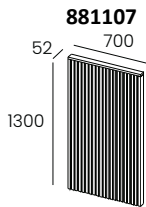
Headboard 02 - California King Size

- Headboard in BX or LM Finish and Upholstered
- For Mattress King Size
- the Headboard uses 2,90 m of Fabric
- Fabric ref.Ascot +5%

W:75 1/4" H:51 1/4" D:2 7/8"

kg	m3	vol	eco
58	0,339	1	01017010280

INFO SHEET		
Structure	without Fabric	with Fabric
BX/LM	0	0
BX-280/ BX-292	0	0



881107

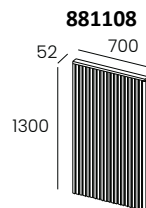
Left Side Slatted Panel x02

- Headboard in BX or LM Finish

W:27 1/2" H:51 1/4" D:2"

kg	m3	vol	eco
15	0,096	1	01017010250

INFO SHEET		
Left Headboard Panel		
Structure	without Fabric	with Fabric
BX/LM	0	0
BX-280/ BX-292	0	0



881108

Right Side Slatted Panel x02

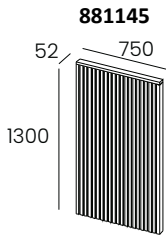
- Headboard in BX or LM Finish

W:27 1/2" H:51 1/4" D:2"

kg	m3	vol	eco
15	0,096	1	01017010250

INFO SHEET		
Right Headboard Panel		
Structure	without Fabric	with Fabric
BX/LM	0	0
BX-280/ BX-292	0	0

Bedroom



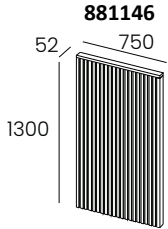
Left Side Slatted Panel x02

- Panel in BX or LM Finish

INFO SHEET	
Left Headboard Panel	
BX/LM	0
BX-280/ BX-292	0

W:29 1/2" H:51 1/4" D:2"

kg	m3	vol	eco
18	0,110	1	01017010250



Right Side Slatted Panel x02

- Panel in BX or LM Finish

INFO SHEET	
Right Headboard Panel	
BX/LM	0
BX-280/ BX-292	0

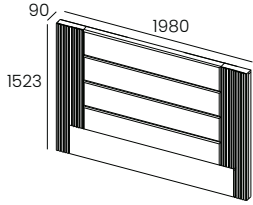
W:29 1/2" H:51 1/4" D:2"

kg	m3	vol	eco
18	0,110	1	01017010250

Bedroom - Headboard

881109

Headboard 03 - Queen Size

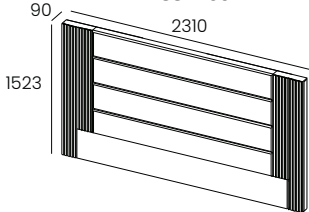


- Headboard in BX or LM Finish and Upholstered
- For Mattress Queen Size
- the Headboard uses 3,40 m of Fabric
- Fabric ref.Ascot +5%

INFO SHEET		
Structure	without Fabric	with Fabric
BX/LM	0	0
BX-280/ BX-292	0	0

881160

Headboard 03 - King Size



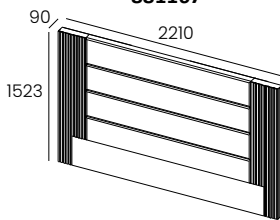
- Headboard in BX or LM Finish and Upholstered
- For Mattress King Size
- the Headboard uses 3,50 m of Fabric
- Fabric ref.Ascot +5%

INFO SHEET		
Structure	without Fabric	with Fabric
BX/LM	0	0
BX-280/ BX-292	0	0

W:91" H:60" D:3 1/2"

881167

Headboard 03 -California King Size



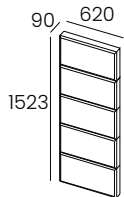
- Headboard in BX or LM Finish and Upholstered
- For Mattress King Size
- the Headboard uses 3,50 m of Fabric
- Fabric ref.Ascot +5%

INFO SHEET		
Structure	without Fabric	with Fabric
BX/LM	0	0
BX-280/ BX-292	0	0

W:87" H:60" D:3 1/2"

881111

Left Side Panel x03



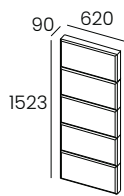
- Fully Upholstered Panel
- the Panel uses 1,80 m of Fabric
- Fabric ref.Ascot +5%

INFO SHEET		
Left Headboard Panel		
without Fabric	0	
with Fabric	0	

W:24 1/2" H:60" D:3 1/2"

881112

Right Side Panel x03

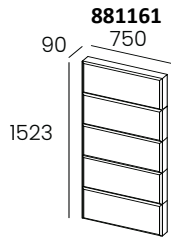


- Fully Upholstered Panel
- the Panel uses 1,80 m of Fabric
- Fabric ref.Ascot +5%

INFO SHEET		
Right Headboard Panel		
without Fabric	0	
with Fabric	0	

W:24 1/2" H:60" D:3 1/2"

Bedroom - Headboard

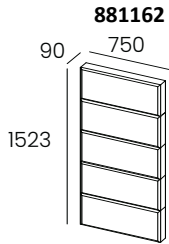


Left Side Panel x03

- Fully Upholstered Panel
- the Panel uses 1,90 m of Fabric
- Fabric ref.Ascot +5%

INFO SHEET	
Left Headboard Panel	
without Fabric	0
with Fabric	0

W:29 1/2" H:60" D:3 1/2"



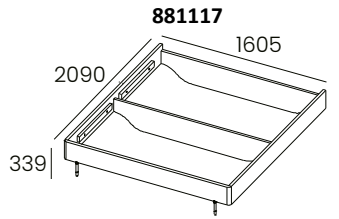
Right Side Panel x03

- Fully Upholstered Panel
- the Panel uses 1,90 m of Fabric
- Fabric ref.Ascot +5%

INFO SHEET	
Right Headboard Panel	
without Fabric	0
with Fabric	0

W:29 1/2" H:60" D:3 1/2"

Bedroom - Bedframe



881117

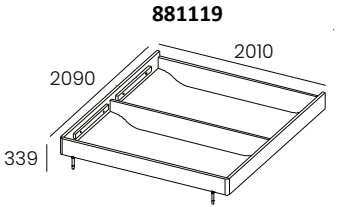
Bedrame 01 - Queen Size

- Bedrame in BX or LM Finish
- For Mattress Queen Size
- Metal Foot always in LF and Brass Finish
- Slats Required

W:63 1/4" H:13 3/8" D:82 1/4"

kg	m3	vol	eco
54	0,193	4	03018010290

INFO SHEET	
Bedframe	
BX/LM	0
BX-280/ BX-292	0
QUEEN SLATS	0



881119

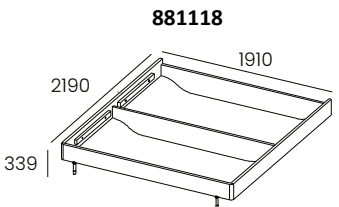
Bedrame 01 - King Size

- Bedrame in BX or LM Finish
- For Mattress King Size
- Metal Foot always in LF and Brass Finish
- Slats Required

W:79 1/8" H:13 3/8" D:82 1/4"

kg	m3	vol	eco
57	0,202	4	03018010290

INFO SHEET	
Bedframe	
BX/LM	0
BX-280/ BX-292	0
KING SLATS	0



881118

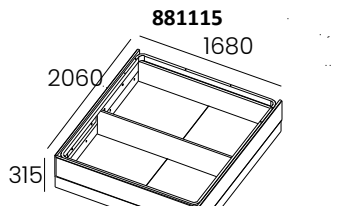
Bedrame 01 -California King Size

- Bedrame in BX or LM Finish
- For Mattress King Size
- Metal Foot always in LF and Brass Finish
- Slats Required

W:75 1/4" H:13 3/8" D:82 1/4"

kg	m3	vol	eco
57	0,202	4	03018010290

INFO SHEET	
Bedframe	
BX/LM	0
BX-280/ BX-292	0
CALIFORNIA KING SLATS	0



881115

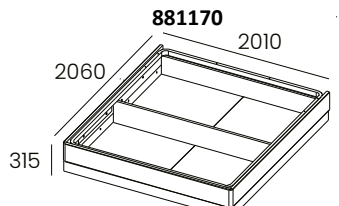
Bedrame 02 - Queen Size

- Bedrame in BX or LM Finish
- For Mattress Queen Size
- Slats Required

W:66 1/8" H:12 1/2" D:81 1/8"

kg	m3	vol	eco
95	0,317	5	03018010290

INFO SHEET	
Bedframe	
BX/LM	0
BX-280/ BX-292	0
QUEEN SLATS	0



881170

Bedrame 02 - King Size

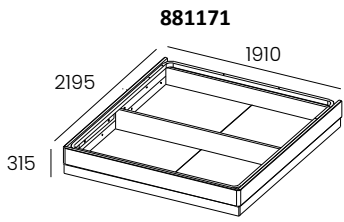
- Bedrame in BX or LM Finish
- For Mattress King Size
- Slats Required

W:79 1/8" H:12 1/2" D:81 1/8"

kg	m3	vol	eco
104	0,338	5	03018010290

INFO SHEET	
Bedframe	
BX/LM	0
BX-280/ BX-292	0
KING SLATS	0

Bedroom - Bedframe



881171

Bedrame 02 - California King Size

- Bedrame in BX or LM Finish
- For Mattress King Size
- Slats Required

W:75 1/4" H:12 1/2" D:86 1/2"

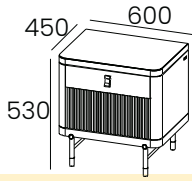
kg	m3	vol	eco
104	0,338	5	03018010290

INFO SHEET	
Bedframe	
BX/LM	0
BX-280/ BX-292	0
CALIFORNIA KING SLATS	0

Bedroom - Case Pieces

881120

Nightstand x01



- 1 Drawer and 1 Interior Drawer
- Metal Foot always in LF and Brass Finish
- Noir PX-001 or Brown PX-002 Handle.

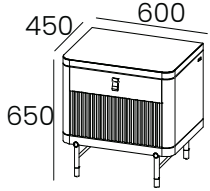
W:23 5/8" H:20 7/8" D:17 3/4"

kg	m3	vol	eco
29	0,165	2	01017010260

INFO SHEET		
Case	Slatted	
BX/LM	BX/LM	0
	BX-280/ BX-292	0
BX-280/ BX-292	LM	0
	BX-280/ BX-292	0
Top		
CM-S01 or CM-S03		0

881138

Nightstand x01.1



- 1 Drawer and 1 Interior Drawer
- Metal Foot always in LF and Brass Finish
- Noir PX-001 or Brown PX-002 Handle.

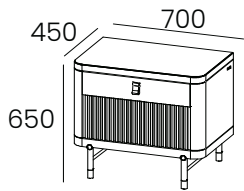
W:23 5/8" H:25 5/8" D:17 3/4"

kg	m3	vol	eco
29	0,165	2	01017010260

INFO SHEET		
Case	Slatted	
BX/LM	BX/LM	0
	BX-280/ BX-292	0
BX-280/ BX-292	LM	0
	BX-280/ BX-292	0
Top		
CM-S01 or CM-S03		0

881139

Nightstand x01.2



- 1 Drawer and 1 Interior Drawer
- Metal Foot always in LF and Brass Finish
- Noir PX-001 or Brown PX-002 Handle.

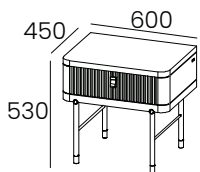
W:27 1/2" H:25 5/8" D:17 3/4"

kg	m3	vol	eco
33	0,231	2	01017010270

INFO SHEET		
Case	Slatted	
BX/LM	BX/LM	0
	BX-280/ BX-292	0
BX-280/ BX-292	LM	0
	BX-280/ BX-292	0

881123

Nightstand x04



- 1 Drawer and 1 Niche
- Metal Foot always in LF and Brass Finish
- Noir PX-001 or Brown PX-002 Handle

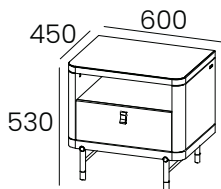
W:23 5/8" H:20 7/8" D:17 3/4"

kg	m3	vol	eco
22	0,137	2	01017010260

INFO SHEET		
Case	Slatted	
BX/LM	BX/LM	0
	BX-280/ BX-292	0
BX-280/ BX-292	LM	0
	BX - 280	0
Top		
CM-S01 or CM-S03		0

881121


Nightstand x02



- 1 Drawer and 1 Niche
- Metal Foot always in LF and Brass Finish
- Noir PX-001 or Brown PX-002 Handle
- Niche LEDs (optional)

W:23 5/8" H:20 7/8" D:17 3/4"

kg	m3	vol	eco
27	0,165	2	01017010260

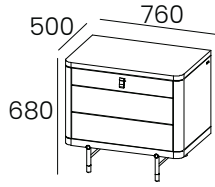
INFO SHEET			
Case	Front		 Niche 881914
BX/LM	BX/LM	0	
	BX-280/ BX-292	0	
BX-280/ BX-292	LM	0	
	BX-280/ BX-292	0	
Top			0
CM-S01 or CM-S03		0	

FIDJI

Bedroom - Case Pieces

881157

Nightstand x06



- 3 Drawer
- Metal Foot always in LF and Brass Finish
- Noir PX-001 or Brown PX-002 Handle

W:30" H:26 3/4" D:19 5/8"

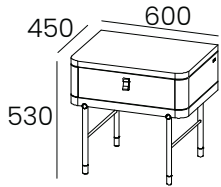
kg	m3	vol	eco
22	0,137	2	01017010260

INFO SHEET

Case	Front	
BX/LM	BX/LM	0
	BX-280/ BX-292	0
BX-280/ BX-292	LM	0
	BX - 280	0

881122

Nightstand x03



- 1 Drawer
- Metal Foot always in LF and Brass Finish
- Noir PX-001 or Brown PX-002 Handle

W:23 5/8" H:20 7/8" D:17 3/4"

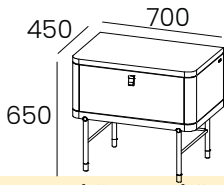
kg	m3	vol	eco
22	0,137	2	01017010260

INFO SHEET

Case	Front	
BX/LM	BX/LM	0
	BX-280/ BX-292	0
BX-280/ BX-292	LM	0
	BX - 280	0
Top		
CM-S01 or CM-S03		0

881140

Nightstand x03.1



- 1 Drawer
- Metal Foot always in LF and Brass Finish
- Noir PX-001 or Brown PX-002 Handle

W:27 1/2" H:25 5/8" D:17 3/4"

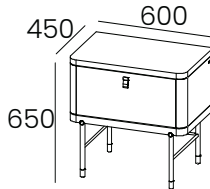
kg	m3	vol	eco
26	0,195	2	01017010260

INFO SHEET

Case	Front	
BX/LM	BX/LM	0
	BX-280/ BX-292	0
BX-280/ BX-292	LM	0
	BX - 280	0

881141

Nightstand x03.2



- 1 Drawer
- Metal Foot always in LF and Brass Finish
- Noir PX-001 or Brown PX-002 Handle

W:23 5/8" H:25 5/8" D:17 3/4"

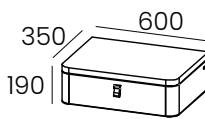
kg	m3	vol	eco
26	0,195	2	01017010260

INFO SHEET

Case	Front	
BX/LM	BX/LM	0
	BX-280/ BX-292	0
BX-280/ BX-292	LM	0
	BX-280/ BX-292	0
Top		
CM-S01 or CM-S03		0

881124

Nightstand x05



- 1 Drawer
- Nightstand to be Fixed on the wall
- Noir PX-001 or Brown PX-002 Handle

W:23 5/8" H:7 1/2" D:13 3/4"

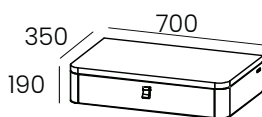
kg	m3	vol	eco
20	0,062	1	01017010260

INFO SHEET

Case	Front	
BX/LM	BX/LM	0
	BX-280/ BX-292	0
BX-280/ BX-292	LM	0
	BX - 280	0

881163

Nightstand x05.1



- 1 Drawer
- Nightstand to be Fixed on the wall
- Noir PX-001 or Brown PX-002 Handle

W:27 1/2" H:7 1/2" D:13 3/4"

kg	m3	vol	eco
20	0,062	1	01017010260

INFO SHEET

Case	Slatted	
BX/LM	BX/LM	0
	BX-280/ BX-292	0
BX-280/ BX-292	LM	0
	BX-280/ BX-292	0

FIDJI

Bedroom - Case Pieces

881125

W:53 1/8" H:31 1/8" D:21 1/4"

kg	m3	vol	eco
93	0,596	2	01017010290

Dresser x01

- 3 Drawers
- Metal Foot always in LF and Brass Finish
- Slatted in BX or LM Finish
- Noir PX-001 or Brown PX-002 Handle

INFO SHEET		
Case	Slatted	
BX/LM	BX/LM	0
	BX-280/ BX-292	0
BX-280/ BX-292	LM	0
	BX-280/ BX-292	0

881132

W:67" H:33 1/2" D:21 1/4"

kg	m3	vol	eco
93	0,596	2	01017010290

Dresser x04

- 6 Drawers
- Metal Foot always in LF and Brass Finish
- Slatted in BX or LM Finish
- Noir PX-001 or Brown PX-002

INFO SHEET		
Case	Slatted	
BX/LM	BX/LM	0
	BX-280/ BX-292	0
BX-280/ BX-292	LM	0
	BX-280/ BX-292	0

881131

W:78 3/4" H:31 1/8" D:21 1/4"

kg	m3	vol	eco
125	0,857	2	01017010290

Dresser x03

- 6 Drawers
- Metal Foot always in LF and Brass Finish
- Slatted in BX or LM Finish
- Noir PX-001 or Brown PX-002 Handle

INFO SHEET		
Case	Slatted	
BX/LM	BX/LM	0
	BX-280/ BX-292	0
BX-280/ BX-292	LM	0
	BX-280/ BX-292	0
Top - 881802		
	CM-S01 or CM-S03	0
	CM-S05	0

881126

W:53 1/8" H:31 1/8" D:21 1/4"

kg	m3	vol	eco
82	0,596	2	01017010290

Dresser x02

- 3 Drawers
- Metal Foot always in LF and Brass Finish
- Noir PX-001 or Brown PX-002 Handle

INFO SHEET		
Case	Front	
BX/LM	BX/LM	0
	BX-280/ BX-292	0
BX-280/ BX-292	LM	0
	BX-280/ BX-292	0

881158

W:70 7/8" H:31 1/8" D:19 5/8"

kg	m3	vol	eco
125	0,857	2	01017010290

Dresser x05

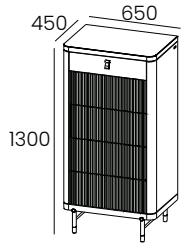
- 6 Drawers
- Metal Foot always in LF and Brass Finish
- Noir PX-001 or Brown PX-002 Handle

INFO SHEET		
Case	Front	
BX/LM	BX/LM	0
	BX-280/ BX-292	0
BX-280/ BX-292	LM	0
	BX-280/ BX-292	0

Bedroom - Case Pieces

881127

High Chest x01



- 5 Drawers
- Metal Foot always in LF and Brass Finish
- Slatted in BX or LM Finish
- Noir PX-001 or Brown PX-002 Handle

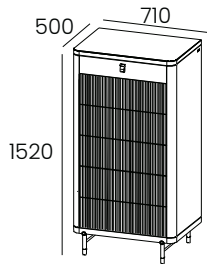
W:25 5/8" H:51 1/4" D:17 3/4"

kg	m3	vol	eco
78	0,445	2	01017010290

INFO SHEET		
Case	Slatted	
BX/LM	BX/LM	0
	BX-280/ BX-292	0
BX-280/ BX-292	LM	0
	BX-280/ BX-292	0

881166

High Chest x01



- 5 Drawers
- Metal Foot always in LF and Brass Finish
- Slatted in BX or LM Finish
- Noir PX-001 or Brown PX-002 Handle

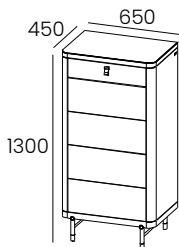
W:28" H:59 7/8" D:17 3/4"

kg	m3	vol	eco
78	0,445	2	01017010290

INFO SHEET		
Case	Slatted	
BX/LM	BX/LM	0
	BX-280/ BX-292	0
BX-280/ BX-292	LM	0
	BX-280/ BX-292	0

881128

High Chest x02



- 5 Drawers
- Metal Foot always in LF and Brass Finish
- Noir PX-001 or Brown PX-002 Handle

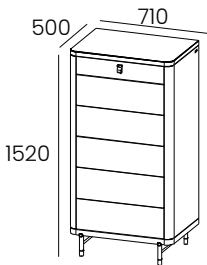
W:25 5/8" H:51 1/4" D:17 3/4"

kg	m3	vol	eco
71	0,445	2	01017010290

INFO SHEET		
Case	Front	
BX/LM	BX/LM	0
	BX-280/ BX-292	0
BX-280/ BX-292	LM	0
	BX-280/ BX-292	0

881159

High Chest x02



- 6 Drawers
- Metal Foot always in LF and Brass Finish
- Noir PX-001 or Brown PX-002 Handle

W:28" H:59 7/8" D:17 3/4"

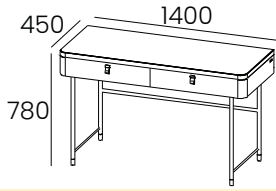
kg	m3	vol	eco
71	0,445	2	01017010290

INFO SHEET		
Case	Front	
BX/LM	BX/LM	0
	BX-280/ BX-292	0
BX-280/ BX-292	LM	0
	BX-280/ BX-292	0

Bedroom - Case Pieces

881129

Dressing Table x01



- 2 Drawers
- Metal Foot always in LF and Brass Finish
- Noir PX-001 or Brown PX-002 Handle

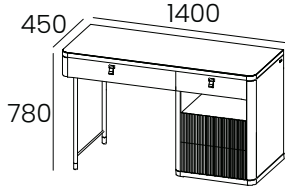
W:55 1/8" H:30 3/4" D:17 3/4"

kg	m3	vol	eco
36	0,602	1	01017010270

INFO SHEET		
Case	Front	
BX/LM	BX/LM	0
	BX-280/ BX-292	0
BX-280/ BX-292	LM	0
	BX-280/ BX-292	0

881130

Dressing Table x02



- 4 Drawers and 1 Niche
- Metal Foot always in LF and Brass Finish
- Slatted in BX or LM Finish
- Noir PX-001 or Brown PX-002 Handle

W:55 1/8" H:30 3/4" D:17 3/4"

kg	m3	vol	eco
81	0,602	1	01017010290

INFO SHEET		
Case	Slatted	
BX/LM	BX/LM	0
	BX-280/ BX-292	0
BX-280/ BX-292	LM	0
	BX-280/ BX-292	0