

# COUTURE COLLECTION

by ALEAL



**PLANUM**<sup>®</sup>  
FURNITURE

Planum, Inc  
Swedesford Corporate Center  
619 B Swedesford Road  
Frazer, PA 19355

Tel : 610/251-2120  
Tel : 800/343-0042  
Fax : 610/251-2290

email [info@planumfurniture.com](mailto:info@planumfurniture.com)  
visit us [planumfurniture.com](http://planumfurniture.com)

# ALEAL Finishes

## LACQUER FINISHES



LC01 BLACK



LC02 WHITE



LC07 BRICK RED



LC11 TOMATO RED



LC12 SLATE GRAY



LC13 IVORY



LC14 METALLIC GRAY



LC15 GRAY BEIGE




LC16 FOG GRAY



LC18 METALLIC TAUPE



LC19 CAMOUFLAGE



LC20 GUN METAL GRAY



LC21 MUSTARD YELLOW



LC22 ASH GRAY




LC23 SILVER GRAY



LC26 BURGANDY



LC27 RUBY




LC28 CAPPUCCINO



LC36 PEARL




LC37 PEWTER



LC38 PALOMINO




CHAMPAGNE



BRONZE



SILVER



GOLD

**Please Note:**

\*\*\*CABINET INTERIORS ARE ALWAYS IN LC36 PEARL MATTE LACQUER\*\*\* OTHER COLOR OPTIONS AVAILABLE

**Please Note:**


- 1.) Custom RAL colors are acceptable, please add 10% upcharge (or minimum charge of \$260)
- 2.) Custom RAL colors need 60-120 day order delay.
- 3.) Is it the customers responsibility to send the sample of the desired color to Planum.
- 4.) Lastly all orders with custom colors will not be accepted as a return.

# ALEAL Finishes

ASH BURL



**LIGHT GRAY**



**BURGANDY**

---

## TABLE OF CONTENTS

	<u>PAGE #</u>
COUTURE BEDROOM	4-7
COUTURE DINING	8

# COUTURE Bedroom

## Description

## Dimensions in Inches

Item No.

Finish

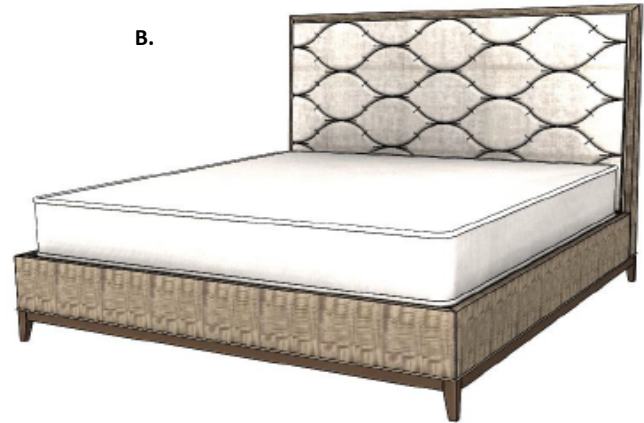

W

H

D

**Please Note:**

- Headboard comes in 2x different patterns:
- A. Honeycomb or B. Waves (same price)



### COUTURE Queen Size Bed w/ Slats

Painted Iron Trim

66"

60 7/8"

89 3/4"

<b>FINISH: HIGH GLOSS</b> Ash Burl or Eucalyptus Frise	<b>COUT-110/AB1</b>	Grade A/B
	<b>COUT-110/CD1</b>	Grade C/D & COM
	<b>COUT-110/E1</b>	Grade E/ Mastrotto Leather/ Ultrasuede
	<b>COUT-110/SUP1</b>	Superior Leather Grade SUP

<b>FINISH: MATTE</b> Ash Burl or Eucalyptus Frise	<b>COUT-110/AB2</b>	Grade A/B
	<b>COUT-110/CD2</b>	Grade C/D & COM
	<b>COUT-110/E2</b>	Grade E/ Mastrotto Leather/ Ultrasuede
	<b>COUT-110/SUP2</b>	Superior Leather Grade SUP

C.O.M Requirement for 55"W plain fabric is 6 3/4 yards

### COUTURE King Size Bed w/ Slats

Painted Iron Trim

81 7/8"

60 7/8"

89 3/4"

<b>FINISH: HIGH GLOSS</b> Ash Burl or Eucalyptus Frise	<b>COUT-111/AB1</b>	Grade A/B
	<b>COUT-111/CD1</b>	Grade C/D & COM
	<b>COUT-111/E1</b>	Grade E/ Mastrotto Leather/ Ultrasuede
	<b>COUT-111/SUP1</b>	Superior Leather Grade SUP

<b>FINISH: MATTE</b> Ash Burl or Eucalyptus Frise	<b>COUT-111/AB2</b>	Grade A/B
	<b>COUT-111/CD2</b>	Grade C/D & COM
	<b>COUT-111/E2</b>	Grade E/ Mastrotto Leather/ Ultrasuede
	<b>COUT-111/SUP2</b>	Superior Leather Grade SUP

C.O.M Requirement for 55"W plain fabric is 8 3/4 yards

### COUTURE California King Size Bed w/ Slats

Painted Iron Trim

78"

60 7/8"

93 3/4"

<b>FINISH: HIGH GLOSS</b> Ash Burl or Eucalyptus Frise	<b>COUT-112/AB1</b>	Grade A/B
	<b>COUT-112/CD1</b>	Grade C/D & COM
	<b>COUT-112/E1</b>	Grade E/ Mastrotto Leather/ Ultrasuede
	<b>COUT-112/SUP1</b>	Superior Leather Grade SUP

<b>FINISH: MATTE</b> Ash Burl or Eucalyptus Frise	<b>COUT-112/AB2</b>	Grade A/B
	<b>COUT-112/CD2</b>	Grade C/D & COM
	<b>COUT-112/E2</b>	Grade E/ Mastrotto Leather/ Ultrasuede
	<b>COUT-112/SUP2</b>	Superior Leather Grade SUP

C.O.M Requirement for 55"W plain fabric is 8 3/4 yards

# COUTURE Bedroom

## Description

## Dimensions in Inches

Item No.

Finish


W

H

D

**Please Note:**

- Headboard comes in 2x different patterns:
- A. Honeycomb or B. Waves (same price)



### COUTURE Queen Size Headboard

Painted Iron Trim

66"

60 7/8"

4 3/4"

<b>FINISH: HIGH GLOSS</b> Ash Burl or Eucalyptus Frise	<b>COUT-116/AB1</b>	Grade A/B
	<b>COUT-116/CD1</b>	Grade C/D & COM
	<b>COUT-116/E1</b>	Grade E/ Mastrotto Leather/ Ultrasuede
	<b>COUT-116/SUP1</b>	Superior Leather Grade SUP

<b>FINISH: MATTE</b> Ash Burl or Eucalyptus Frise	<b>COUT-116/AB2</b>	Grade A/B
	<b>COUT-116/CD2</b>	Grade C/D & COM
	<b>COUT-116/E2</b>	Grade E/ Mastrotto Leather/ Ultrasuede
	<b>COUT-116/SUP2</b>	Superior Leather Grade SUP

C.O.M Requirement for 55"W plain fabric is 4 1/4 yards

### COUTURE King Size Headboard

Painted Iron Trim

81 7/8"

60 7/8"

4 3/4"

<b>FINISH: HIGH GLOSS</b> Ash Burl or Eucalyptus Frise	<b>COUT-117/AB1</b>	Grade A/B
	<b>COUT-117/CD1</b>	Grade C/D & COM
	<b>COUT-117/E1</b>	Grade E/ Mastrotto Leather/ Ultrasuede
	<b>COUT-117/SUP1</b>	Superior Leather Grade SUP

<b>FINISH: MATTE</b> Ash Burl or Eucalyptus Frise	<b>COUT-117/AB2</b>	Grade A/B
	<b>COUT-117/CD2</b>	Grade C/D & COM
	<b>COUT-117/E2</b>	Grade E/ Mastrotto Leather/ Ultrasuede
	<b>COUT-117/SUP2</b>	Superior Leather Grade SUP

C.O.M Requirement for 55"W plain fabric is 6 yards

### COUTURE California King Size Headboard

Painted Iron Trim

78"

60 7/8"




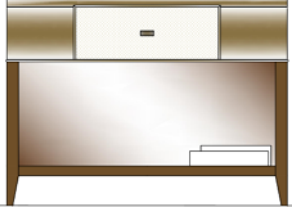

4 3/4"

<b>FINISH: HIGH GLOSS</b> Ash Burl or Eucalyptus Frise	<b>COUT-118/AB1</b>	Grade A/B
	<b>COUT-118/CD1</b>	Grade C/D & COM
	<b>COUT-118/E1</b>	Grade E/ Mastrotto Leather/ Ultrasuede
	<b>COUT-118/SUP1</b>	Superior Leather

<b>FINISH: MATTE</b> Ash Burl or Eucalyptus Frise	<b>COUT-118/AB2</b>	Grade A/B
	<b>COUT-118/CD2</b>	Grade C/D & COM
	<b>COUT-118/E2</b>	Grade E/ Mastrotto Leather/ Ultrasuede
	<b>COUT-118/SUP2</b>	Superior Leather

C.O.M Requirement for 55"W plain fabric is 5 1/2 yards

**COUTURE Bedroom**

Description		Dimensions in Inches		
Item No.	Finish	W	H	D
	<b>2 Drawer Night Stand</b> Lacquered Feet Structure Upholstered Drawer Fronts Painted Iron Hardware & Accents	26"	28"	18"
	<b>COUT-105</b>   Ash Burl or Eucalyptus Frise			
	<b>3 Drawer Night Stand</b> Lacquered Feet Structure & Interior Upholstered Drawer Fronts Painted Iron Hardware & Accents	30"	28"	18"
	<b>FINISH: Ash Burl or Eucalyptus Frise</b>   <b>COUT-106/AB</b>   Grade A/B			
	<b>COUT-106/CD</b>   Grade C/D & COM			
	<b>COUT-106/E</b>   Grade E/ Mastrotto Leather/ Ultrasuede			
	<b>COUT-106/SUP</b>   Superior Leather			
	<b>3 Drawer Night Stand</b> Lacquered Feet Structure & Interior Upholstered Drawer Fronts Painted Iron Hardware & Accents	42"	32"	18"
	<b>FINISH: Ash Burl or Eucalyptus Frise</b>   <b>COUT-119/AB</b>   Grade A/B			
	<b>COUT-119/CD</b>   Grade C/D & COM			
	<b>COUT-119/E</b>   Grade E/ Mastrotto Leather/ Ultrasuede			
	<b>COUT-119/SUP</b>   Superior Leather			
	<b>1 Drawer Night Stand</b> Lacquered Feet Structure & Interior Upholstered Drawer Fronts Painted Iron Hardware & Accents	42"	32"	18"
	<b>FINISH: Ash Burl or Eucalyptus Frise</b>   <b>COUT-120/AB</b>   Grade A/B			
	<b>COUT-120/CD</b>   Grade C/D & COM			
	<b>COUT-120/E</b>   Grade E/ Mastrotto Leather/ Ultrasuede			
	<b>COUT-120/SUP</b>   Superior Leather			
	<b>3 Drawer Dresser</b> Lacquered Feet Structure & Interior Upholstered Drawer Fronts Painted Iron Hardware & Accents	52"	34"	19"
	<b>FINISH: Ash Burl or Eucalyptus Frise</b>   <b>COUT-108/AB</b>   Grade A/B			
	<b>COUT-108/CD</b>   Grade C/D & COM			
	<b>COUT-108/E</b>   Grade E/ Mastrotto Leather/ Ultrasuede			
	<b>COUT-108/SUP</b>   Superior Leather			

**COUTURE Bedroom**

Description		Dimensions in Inches		
Item No.	Finish	W	H	D



**6 Drawer Dresser**  
 Lacquered Feet Structure & Interior  
 Upholstered Drawer Fronts  
 Painted Iron Hardware & Accents

72"                      35"                      19"

<b>FINISH: Ash Burl or Eucalyptus Frise</b>	<b>COUT-109/AB</b>	Grade A/B
	<b>COUT-109/CD</b>	Grade C/D & COM
	<b>COUT-109/E</b>	Grade E/ Mastrotto Leather/ Ultrasuede
	<b>COUT-109/SUP</b>	Superior Leather



**Mirror**

43 3/8"                      15 3/4"                      43 3/8"

<b>COUT-107</b>	Ash Burl or Eucalyptus Frise Structure
-----------------	--

**COUTURE Dining**



**Sideboard**

Lacquered Feet Structure, Interior & Interior Shelves  
 Upholstered Side Doors & Interior Drawer  
 Doors w/ Internal Bottle Rack  
 Painted Iron Hardware & Accents

Description		Dimensions in Inches		
Item No.	Finish	W	H	D
		70 7/8"	35 1/2"	21 5/8"
<b>FINISH: Ash Burl or Eucalyptus Frise</b>	<b>COUT-201/AB</b>	Grade A/B		
	<b>COUT-201/CD</b>	Grade C/D & COM		
	<b>COUT-201/E</b>	Grade E/ Mastrotto Leather/ Ultrasuede		
	<b>COUT-201/SUP</b>	Superior Leather		
<b>UPCHARGE</b>	Cutlery Insert			



**Rectangular Extension Dining Table**

Painted Iron Accents

		70 7/8"	30"	43 3/8"
			w/ 23 5/8" Extension	
<b>COUT-202</b>	Ash Burl or Eucalyptus Frise Top, Feet & Extension			
		78 3/4"	30"	43 3/8"
			w/ 27 1/2" Extension	
<b>COUT-203</b>	Ash Burl or Eucalyptus Frise Top, Feet & Extension			
		86 5/8"	30"	43 3/8"
			w/ 27 1/2" Extension	
<b>COUT-204</b>	Ash Burl or Eucalyptus Frise Top, Feet & Extension			
		94 1/2"	30"	43 3/8"
			w/ 27 1/2" Extension	
<b>COUT-205</b>	Ash Burl or Eucalyptus Frise Top, Feet & Extension			

**VENEER LAYOUT:**

