

EVITA

MOOME COLLECTION



EVITA

PRODUCT INFORMATION

OPTION: STANDARD IS COMPLETE LEATHER OR FABRIC
NOT AVAILABLE TWO-TONED

BASE: WOODEN LEG

WOOD FINISH OPTIONS FOR BASE



NAI - Natural



OIL A



GMI




WEI - Wenge



MEI - Medium oak




ZAI - Grey oak (sand)




LEI - Loam oak oil




ZWI - Black



GRI - Grey oak matt lacquered



DGI - Dark Grey




TWI - Medium Brown

EVITA

PRODUCT INFORMATION

DIMENSIONS IN CM



HEIGHT: 33"
SEAT HEIGHT: 17 3/4"
SEAT DEPTH: 20"

EVITA

H: 33"

D: 20"

SH: 17 3/4" - 18 7/8"



W:

26 3/4"

Article Code	10
Description	Fixed Chair

COM Yardage	3.39
-------------	------

Fabric	
COM ST02 ST03 ST05 ST06	

COL Sqft	52.74
----------	-------

LEATHER	
COL W4 W6	

FABRIC SELECTION MUST BE TB117 CERTIFIED