

# FLOAT

INDERA COLLECTION



# FLOAT

## PRODUCT INFORMATION

CUSHIONS: CASUAL POLYESTER FILLING, LATEX AND/OR NATURAL GOOSE DOWN, LOOSE BACK CUSHIONS

UPHOLSTERY: **FIXED ELEMENTS** - ONLY AVAILABLE IN FABRIC, NOT IN LEATHER  
**BACK CUSHIONS & LUMBAR CUSHIONS** - AVAILABLE IN FABRIC OR LEATHER  
**MOTION ELEMENTS 73T/93T** - POSSIBLE IN COMBINED UPHOLSTERY WITH FRAME IN FABRIC & LEATHER BACK CUSHION & LUMBAR CUSHION ; UPCHARGE 8% ON FABRIC CATEGORY FOR FRAME

ELEMENTE 76T/93T: BACK CUSHION & LUMBAR CUSHION IS INCLUDED

PUSH BUTTONS: STANDARD VERSIONS COMES WITH 4 TOUCH BUTTONS (1 PER MOTOR)

RF CONTROL: REMOTE CONTROL WILL ALWAYS BE COMBINED WITH THE STANDARD 4 TOUCH BUTTONS

UPCHARGE FOR REMOTE:

BATTERY PACK : THE BATTERY PACK IS ALWAYS COMBINED WITH 8 BUTTONS (2 PER MOTOR). CHARGING IS DONE AT THE BACK OF THE SOFA AT THE BOTTOM VIA CABLE

UPCHARGE FOR BATTERY PACK:

BATTERY & RF CONTROL (REMOTE) CANNOT BE COMBINED\*\*



# FLOAT

## PRODUCT INFORMATION

### BATTERY PACK TECHNICAL INFORMATION

#### 1. SAFETY INSTRUCTIONS:

- Ambient temperature 0°C – 40°C
- Handle battery carefully!
  - Do not throw, drop or subject to strong vibrations
  - Do not expose to fire
  - Do not disassemble
  - Do not submerge in water
  - Keep away from children
  - Use in a dry, well-ventilated area

#### 2. INITIAL USE

Fully charge the battery before using it for the first time. Charging time is +/- 8 hours. The battery is fully charged when the green led turns on.

#### 3. LOAD

Charge the battery only with the supplied transformer.  
Flashing red LED light: the battery is charging  
Green LED light on permanently: battery fully charged  
Red LED light permanently on: battery defective

##### Attention:

- When charging the battery of your relax chair, always connect the battery (via the charging point) to the transformer first. Then connect the transformer to the mains.
- After charging, first disconnect the transformer from the mains, then from the battery.
- Charging should be done after the battery beeps, not before.
- The battery should be fully charged every three months. Otherwise, it will become defective and the warranty is void.
- Charging should only take place at an ambient temperature between 0 ° C and 40 ° C.
- An 8 hour charge time is recommended.
- If the battery is not fully charged after 24 hours, replace the battery.
- After 3 months of storage (not in use), fully charge the battery.


#### 4. MAINTENANCE

On regular basis:

- Remove dust and dirt with a slightly damp cloth
- Visual inspection for damage

#### 5. WARRANTY

Warranty battery and transformer = 2 years



# FLOAT

## PRODUCT INFORMATION

### FINISH NOTES

### NOT AVAILABLE IN LEATHERS:

W401XX

W429XX

W477XX

# FLOAT

## PRODUCT INFORMATION

### WOOD FINISH OPTIONS FOR TABLE



NAI - Natural



OIL A



GMI



WEI - Wenge



MEI - Medium oak



ZAI - Grey oak (sand)



LEI - Loam oak oil



ZWI - Black



GRI - Grey oak matt lacquered



DGI - Dark Grey



TWI - Medium Brown

# FLOAT

## PRODUCT INFORMATION

DIMENSIONS IN CM/IN

### ARMS

**AL**



18/7"

**AR**



18/7"

### FIXED SEATS

**15M**



79/31.1"

**15L**



93/36.6"

**25**



58/62.2"

**11**



112/44.1"

**12**



112/44.1"

**21**



192/75.5"

**22**



192/75.5"

**41AL**



192/75.5"

**42AR**



192/75.5"

101

39.76"

101

39.76"

125

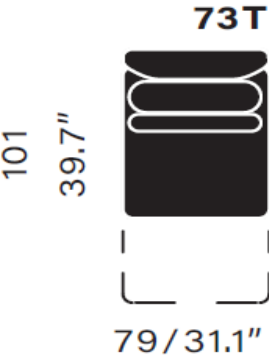
49.2"

# FLOAT

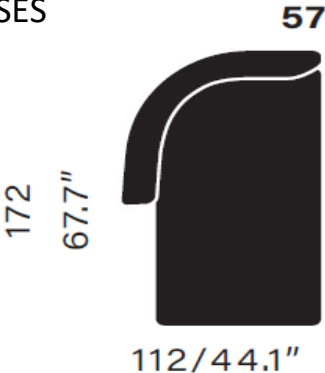
## PRODUCT INFORMATION

DIMENSIONS IN CM/IN

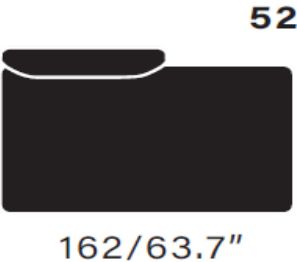
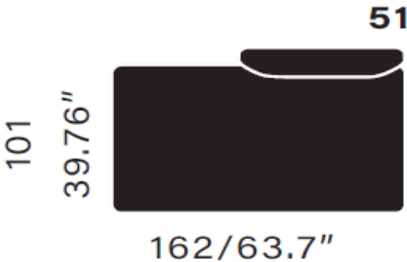
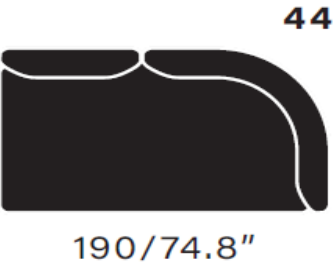
### MOTORIZED SEATS



### CHAISES



### CORNERS

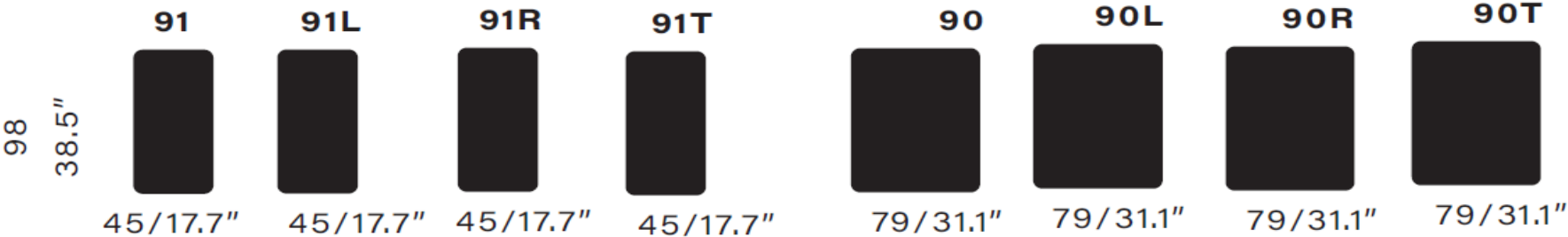


# FLOAT

## PRODUCT INFORMATION

DIMENSIONS IN CM/IN

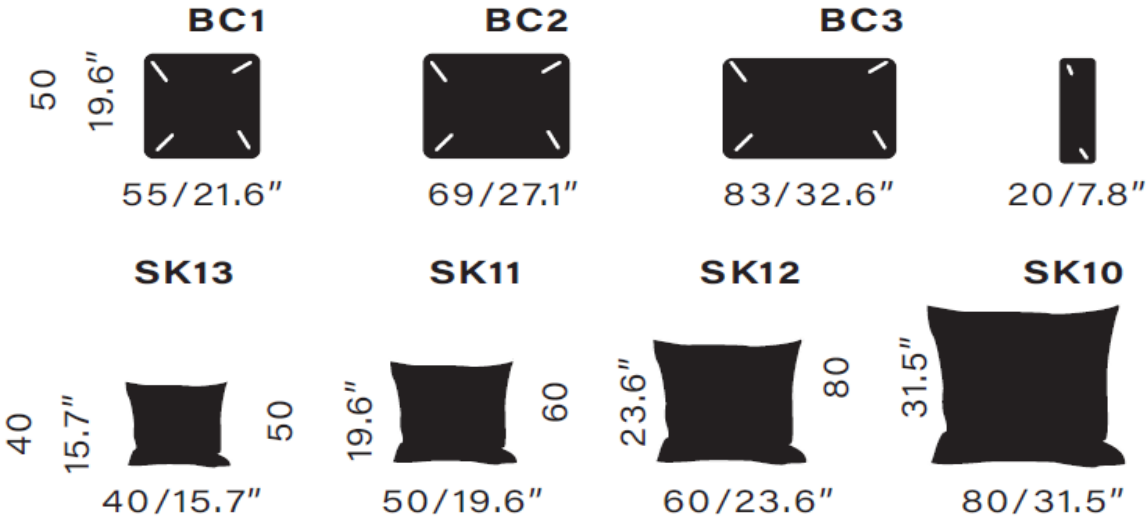
### OTTOMANS



### TABLES



### BACK CUSHION W/ DOWN FILLING



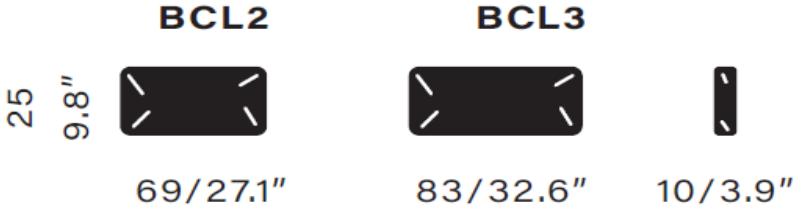


# FLOAT

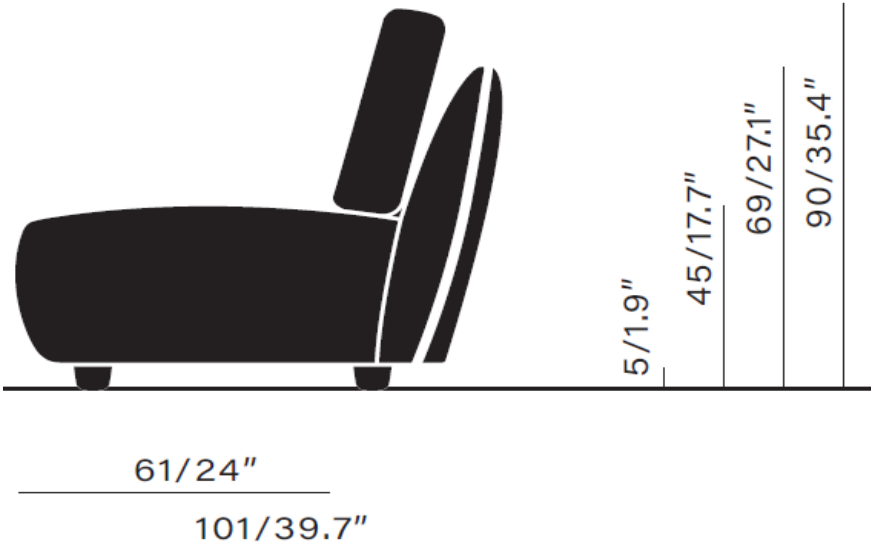
## PRODUCT INFORMATION

DIMENSIONS IN CM

### LUMBAR PILLOW W/ DOWN FILLING



### LUMBAR PILLOW W/ SYNTHETIC FILLING



tolerance on dimensions +/-3%

# FLOAT

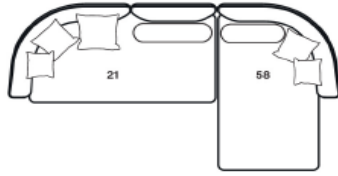
## PRODUCT INFORMATION



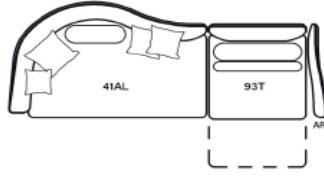
- ① Fabric/leather
- ② Dacron Cotton-wool
- ③ Foam 36 kg/m<sup>2</sup>
- ④ Nosag spring, thickness 3.8 mm covered with felt cloth
- ⑤ Foam 46 kg/m<sup>2</sup>

- ⑥ ZM50-1: 50 kg/m<sup>2</sup> high resilience coldcured foam
- ⑦ Natural goos down and foam flakes
- ⑧ Multiplex
- ⑨ Hardwood

# FLOAT



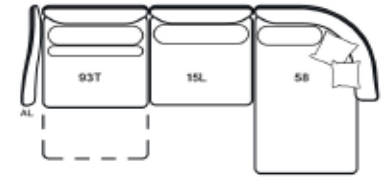
\*FIXED SEATS\*



\*1 MOTION SEAT\*



\*1 MOTION SEAT\*



\*1 MOTION SEAT\*

<b>W:</b>	119 5/8"	119 1/4"	140 1/8"	124 1/2"
<b>H:</b>	35 1/2"	35 1/2"	35 1/2"	35 1/2"
<b>D:</b>	67 3/4"	49 1/4"	118 7/8"	67 3/4"

Article Code	Predesigned A	Predesigned B	Predesigned C	Predesigned D
<b>Description</b>	21 + BC2 + SK13 + SK12 + SK11 + 58 + BC1 + SK13 + SK11	41AL + BC1 + SK13 + 2X SK11 + 93T + AR	51 + BC3 + 93T + 43 + BC2 + SK13 + SK12 + SK11 + 12 + BC1 + SK13 + SK11	AL + 93T + 15L + BC3 + 58 + BC1 + SK13 + SK11

<b>COM Yardage</b>	18.04	17.94	28.43	19.90
--------------------	-------	-------	-------	-------

Fabric	
COM	
ST03	
ST05	
ST06	
ST07	
ST08	
ST09	
ST10	

**REMOTE CONTROL UPCHARGE (PER SEAT):**

# FLOAT

SH: 17 3/4"  
SD: 24"

\*BACK CUSHIONS  
MUST BE ADDED TO  
FIXED SEATS\*



<b>W:</b>	7"	7"	31 1/8"	36 5/8"	62 1/4"
<b>H:</b>	27 1/8"	27 1/8"	27 1/8"	27 1/8"	27 1/8"
<b>D:</b>	39 3/4"	39 3/4"	39 3/4"	39 3/4"	39 3/4"

Article Code	AL	AR	15M	15L	25
Description	Left Arm	Right Arm	Armless Fixed Seat	Armless Fixed Seat	Armless Fixed Seat

COM Yardage	1.75	1.75	3.06	3.39	3.39
-------------	------	------	------	------	------

Fabric	
COM	
ST03	
ST05	
ST06	
ST07	
ST08	
ST09	
ST10	

# FLOAT

SH: 17 3/4"  
SD: 24"

\*BACK CUSHIONS  
MUST BE ADDED  
TO FIXED SEATS\*



<b>W:</b>	31 1/8"	36 5/8"	44"	75 5/8"	75 5/8"
<b>H:</b>	27 1/8"	27 1/8"	27 1/8"	27 1/8"	27 1/8"
<b>D:</b>	39 3/4"	39 3/4"	39 3/4"	39 3/4"	49 1/4"

Article Code	73T	93T	11/12	21/22	41AL/42AR
<b>Description</b>	Motorized Reclining Armless Single Seat	Motorized Reclining Armless Single Seat	11= Left Arm Chair 12= Right Arm Chair	21= Left Arm Sofa 22= Right Arm Sofa	41AL= Left Arm Curved Sofa 42AL= Right Arm Curved Sofa

COM Yardage	4.37	5.03	4.16	6.23	6.23
-------------	------	------	------	------	------

Fabric	
COM	
ST03	
ST05	
ST06	
ST07	
ST08	
ST09	
ST10	

REMOTE CONTROL UPCHARGE (PER SEAT):

# FLOAT

SH: 17 3/4"  
SD: 24"

\*BACK CUSHIONS  
MUST BE ADDED  
TO FIXED SEATS\*









<b>W:</b>	74 7/8"	74 7/8"	63 3/4"	44"	63"
<b>H:</b>	27 1/8"	27 1/8"	27 1/8"	27 1/8"	27 1/8"
<b>D:</b>	39 3/4"	49 1/4"	39 3/4"	67 3/4"	67 3/4"

Article Code	43/44	41/42	51/52	57/58	57XL/58XL
<b>Description</b>	<b>43</b> = Left Side Round Corner <b>44</b> = Right Side Round Corner	<b>41</b> = Left Side Round Corner <b>42</b> = Right Side Round Corner	<b>51</b> = Left Side Bumper End <b>52</b> = Right Side Bumper End	<b>57</b> = Left Arm Facing Chaise <b>58</b> = Right Arm Facing Chaise	<b>57XL</b> = Left Arm Facing Chaise <b>58XL</b> = Right Arm Facing Chaise

<b>COM Yardage</b>	6.34	6.56	4.92	5.47	5.47
--------------------	------	------	------	------	------

Fabric	
COM	
ST03	
ST05	
ST06	
ST07	
ST08	
ST09	
ST10	

# FLOAT

					
<b>W:</b> 17 3/4"	17 3/4"	17 3/4"	31 1/8"	31 1/8"	31 1/8"
<b>H:</b>					
<b>D:</b> 38 5/8"	38 5/8"	38 5/8"	38 5/8"	38 5/8"	38 5/8"

Article Code	91	91L/91R	91T	90	90L/90R	90T
Description	Free Standing Ottoman	91L= Left Side Ottoman 91R= Right Side Ottoman	Wedge Ottoman (for in between seats)	Free Standing Ottoman	90L= Left Side Ottoman 90R= Right Side Ottoman	Wedge Ottoman (for in between seats)

COM Yardage	3.28	3.28	3.28	3.28	3.28	0.00
-------------	------	------	------	------	------	------

Fabric	
COM	
ST03	
ST05	
ST06	
ST07	
ST08	
ST09	
ST10	

# FLOAT



<b>W:</b>	21 5/8"	27 1/8"	32 5/8"	27 1/8"	32 5/8"	23 1/4"	28 3/4"
<b>H:</b>	19 5/8"	19 5/8"	19 5/8"	9 7/8"	9 7/8"	13 3/4"	13 3/4"
<b>D:</b>	7 7/8"	7 7/8"	7 7/8"	4"	4"	4"	4"

Article Code	BC1	BC2	BC3	BCL2	BCL3	BCL4	BCL5
<b>Description</b>	Back Cushion w/ Down Filling	Back Cushion w/ Down Filling	Back Cushion w/ Down Filling	Lumbar Pillow w/ Down Filling	Lumbar Pillow w/ Down Filling	Lumbar Pillow w/ Synthetic Filling	Lumbar Pillow w/ Synthetic Filling

<b>COM Yardage</b>	1.09	1.31	1.64	0.87	1.09	0.77	1.09
--------------------	------	------	------	------	------	------	------

Fabric	
COM	
ST03	
ST05	
ST06	
ST07	
ST08	
ST09	
ST10	

<b>COL Sqft</b>	21.53	23.68	30.14	11.84	19.38	15.07	19.38
-----------------	-------	-------	-------	-------	-------	-------	-------

Leather	
COL	
W4	
W6	
WW11	
WW15	



# FLOAT



<b>W:</b>	15 3/4"	19 5/8"	23 5/8"	31 1/2"	17 3/4"	17 3/4"
<b>H:</b>	15 3/4"	19 5/8"	23 5/8"	31 1/2"		
<b>D:</b>					38 5/8"	38 5/8"

<b>Article Code</b>	<b>SK13</b>	<b>SK11</b>	<b>SK12</b>	<b>SK10</b>	<b>71</b>	<b>72</b>
<b>Description</b>	Back Cushion w/ Down Filling	Back Cushion w/ Down Filling	Back Cushion w/ Down Filling	Lumbar Pillow w/ Down Filling	Wedge Table (No Drawer)	Wedge Table (Incl Drawer)

<b>COM Yardage</b>	0.66	0.87	0.87	2.19	0.00	0.00
--------------------	------	------	------	------	------	------

<b>Fabric</b>						
COM ST03 ST05 ST06 ST07 ST08 ST09 ST10						

<b>COL Sqft</b>	9.69	12.92	17.22	25.83	0.00	0.00
-----------------	------	-------	-------	-------	------	------

<b>Leather</b>						
COL W4 W6 WW11 WW15						