



Please also note our general details and sales information

Edition 29.01.2019

Errors and amendments excepted. Our General Terms and Conditions are effective. / WEEE-Reg.-No. DE 69718127

DESIGN

CONSTRUCTIVE DESIGN

All the materials used correspond to the requirements according to RAL-GZ 430/4.

Fully upholstered suite, metal base frame

Seat upholstery structure with bay quilting: rubber straps, Dacron, polystyrene foam VW 40, 70% foam sticks VW 40, 30% silic. hollow fiber, Diolen

Back upholstery structure: rubber straps, polystyrene foam, Diolen

UPHOLSTERY VERY CASUAL

With casual upholsteries you rather sit „in the sofa“ than on it, the upholstery snuggles. A very casual upholstery is characterized by a smooth, soft surface. The covers are intended showing a distinctive curly image and an extended wrinkling on seat, back and armrests already in new condition. Sitzmarks are due to model and design.

Bay quilting:

This high quality upholstery with bay quilting contains a flexible mixture out of loose filling material as foam sticks and/or plumes that enables a point adaptation to the body. For this the fillings are worked in separate bays that according to the cover come more or less apparent. Sitzmarks are due to model and design typical.

Slight differences in seat firmness with add-on groups are according to construction and therefore constitute no grounds for

BACK TENSIONING SECTIONS

All back tensioning sections are supplied as standard with the original cover.

FUNCTIONS

I FUNCTIONAL HEAD PIECE

The head piece is adjustable by a ratchet mechanism that allows different positions.

II FUNCTIONAL BACK FOR SEAT DEPTH ADJUSTMENT

It can be chosen between elements with functional back (code M and X) and elements with fixed back (without another code).



Motor-driven seat adjustment (code M): The back can be moved forward via motor. The handling is effected by sensors that react to touch, are formed as buttons and are fixed to the cover (TOUCH IT Technology). Thereby the seat depth is reduced up to 14 cm.

Manual seat depth adjustment (code X): The back can be put forward via linear ratchet mechanism. Therefore the seat depth is reduced up to 14 cm.

Advise for add-on combinations: Elements with and elements without seat depth adjustment can't be combined with each other.

LEGS

Metal leg no. 1 (21 cm high) optionally available in:

- nickel satined (stainless steel optics)
- powder-coated high gloss black

from the left to the right:



Sword runner wide no. 2 (21 cm high) optionally available in:

- nickel satined (stainless steel optics)
- powder-coated black mat

Against extra charge see price list.

from the left to the right:



ELEMENTS WITH SOLID WOODEN FRAME

It can be chosen between elements without solid wooden frame (without another code) and elements with solid wooden frame (code H).

The elements without solid wooden frame are produced completely in the respective covering material.

Solid wooden frame (oiled) optionally available in:

- walnut
- wild oak

from the left to the right:





Please also note our general details and sales information

Edition 29.01.2019

Errors and amendments excepted. Our General Terms and Conditions are effective.

CONTRAST STITCHING

The seam construction diagram and the thread size are defined due to the model.

With leather covers the production is carried out either **with contrast stitching** or with a **thread (tone on tone)** matching the leather in terms of colour. Therefore in such cases the finish must be chosen.

By processing with contrast stitching **the best matching colour of the contrast stitching** was chosen for each leather colour. It will be worked automatically while a certain colour of contrast stitching is not explicitly indicated on the order. More for it in the general sales information.

The below displayed combinations of seam colour and leather colour are recommended, exemplary assignments of the 6 available colours of contrast stitching.



LIGHT GREY 0321



BEIGE 1222



NOUGAT 0281



GREY 0415



DARK BROWN 1002



BLACK 4000



Unfortunately with fabric- and microfiber covers contrast stitching is not possible.

Exception fabric 13-BISON:

With this fabric it can be chosen between a production with contrast stitching or with a thread matching the fabric in terms of colour (tone-on-tone).

SEAM

Depending on the model, the seam on leather covers may be different from fabric covers, especially on fitted items. Decorative leather seam (as double lapped felling or double seams) may be omitted depending on the model according to suitability of the fabric covering material.

INDICATIONS OF DIMENSIONS AND REQUIREMENTS

All the values given are approximate values: dimensions in centimetres, material requirements in metres, leather requirements in square metres.

COVERING MATERIALS

You may find the information concerning the specific properties of the covering materials on the sample labels.

ORDER CHECK LIST

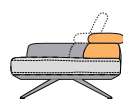
Please pay attention to the following issues respectively to complete specification when ordering:

- **combination** (Attention: Elements with seat depth adjustment and elements without can't be combined with each other)
- **covering material**
- with leather covers production **with or without contrast stitching**
- **leg version**; also **finish**
- with **version with solid wooden frame** (code H) also **finish**

Errors and amendments excepted. Our General Terms and Conditions are effective.

WITH MOTOR-DRIVEN SEAT DEPTH ADJUSTMENT Elements w. functional head piece and funct. back for motor-driven seat depth adjustment. By adjustment of the back function the seat depth is reduced up to 14 cm and the total depth up to 8 cm. With additional raised functional head piece the total height is enlarged up to 25 cm.

| SINGLE SOFAS



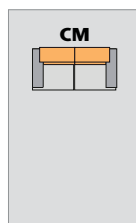
H min. 76
H max. 101
D min. 110
D max. 118
SD min. 54
SD max. 68
SH 46

W

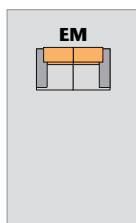
Sofa 3

Sofa 2,5

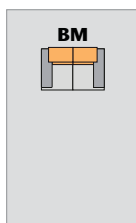
Sofa 2



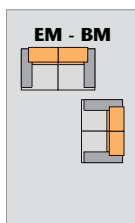
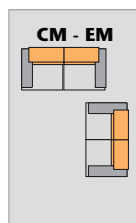
236



206



176



Requirement	10,20	9,40	8,30
COM			
10			
13			
16			
20			
25			
30			
45			

FABRIC

Requirement	21,60	19,70	16,80
COM			
X			
A			
B			
C			
D			
E			
F			
G			
Extra charge for sword runner no. 2:			

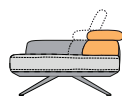
LEATHER

Errors and amendments excepted. Our General Terms and Conditions are effective.

WITH MOTOR-DRIVEN SD ADJUSTM. Elem. w. funct. head piece and funct. back for motor-driven sd adjustm. By adjustm. of the back funct. the SD is reduced up to 14 cm and the total depth up to 8 cm. With additional raised funct. head piece the total height is enlarged up to 25 cm. Elem. P5/6, P3/4 a. IL/R have no back funct. but fit to the elem. with sd adjustm. SD with P5/6 a. P3/4: 126 cm.

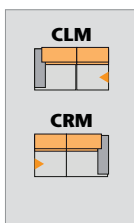
| ADD-ON ELEMENTS

| DAYBED AND ADD-ON CORNER

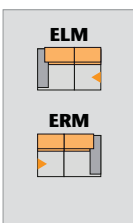


H min. 76
H max. 101
D min. 110
D max. 118
SD min. 54
SD max. 68
SH 46

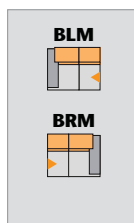
W

Sofa 3
AR l/r

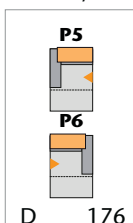
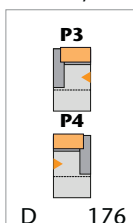
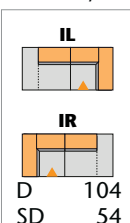
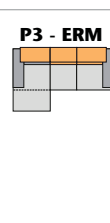
207

Sofa 2½
AR l/r

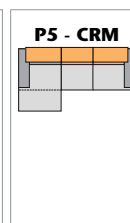
177

Sofa 2
AR l/r

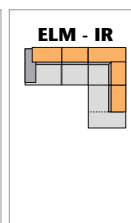
147

Daybed
large
AR l/rD 176
119Daybed
small
AR l/rD 176
104Add-on
corner w.
stool l/rD 104
SD 54
241

176 x 281



176 x 326



281 x 241

Requirement

9,00

8,00

7,00

6,10

5,50

8,50

COM

10

13

16

20

25

30

45

Requirement

18,70

16,70

14,20

12,80

11,50

16,40

COM

X

A

B

C

D

E

F

G

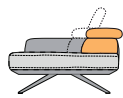
Extra charge for sword runner no. 2:



Errors and amendments excepted. Our General Terms and Conditions are effective.

WITH MANUAL SEAT DEPTH ADJUSTMENT Elements with functional head piece and functional back for manual seat depth adjustment. By adjustment of the back function the seat depth is reduced up to 14 cm and the total depth up to 8 cm. With additional raised functional head piece the total height is enlarged up to 25 cm.

| SINGLE SOFAS

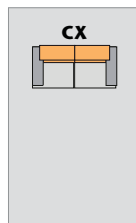


H min. 76
H max. 101
D min. 110
D max. 118
SD min. 54
SD max. 68
SH 46

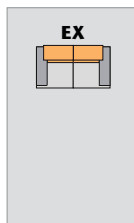
Sofa 3

Sofa 2½

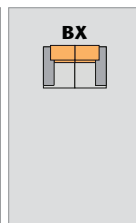
Sofa 2



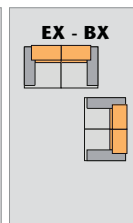
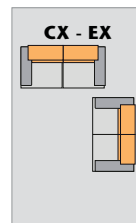
236



206



176



W

Requirement 10,40 9,50 8,50

COM

10

13

16

20

25

30

45

FABRIC

Requirement 21,60 19,70 16,80

COM

X

A

B

C

D

E

F

G

Extra charge for sword runner no. 2:

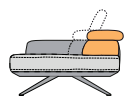
LEATHER

Errors and amendments excepted. Our General Terms and Conditions are effective.

WITH MANUAL SD ADJUSTM. Elem. w. funct. head piece a. funct. back f. manual sd adjustm.. By adjustm. of the ba. funct. the sd is reduced up to 14cm and the total depth up to 8cm. With add. raised funct. head piece the total height is enlarged up to 25cm. The daybeds P5/6, P3/4 a. the add-on corn. IL/R have no ba. funct. but fit to the elem. with seat depth adjustm. SD with daybeds P5/6 a. P3/4: 126 cm.

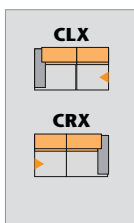
| ADD-ON ELEMENTS

| DAYBED AND ADD-ON CORNER



H min. 76
H max. 101
D min. 110
D max. 118
SD min. 54
SD max. 68
SH 46

W

Sofa 3
AR l/r

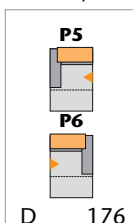
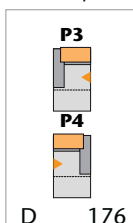
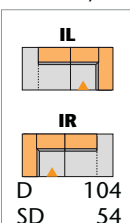
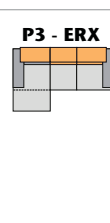
207

Sofa 2½
AR l/r

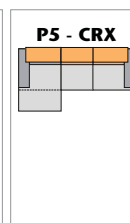
177

Sofa 2
AR l/r

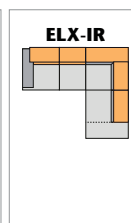
147

Daybed
large
AR l/rD 176
119Daybed
small
AR l/rD 176
104Add-on
corner w.
stool l/rD 104
SD 54
241

176 x 281



176 x 326



281 x 241

Requirement

8,80

7,90

6,90

6,10

5,50

8,50

COM

10

13

16

20

25

30

45

Requirement

18,70

16,70

14,20

12,80

11,50

16,40

COM

X

A

B

C

D

E

F

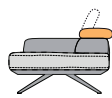
G

Extra charge for sword runner no. 2:

Errors and amendments excepted. Our General Terms and Conditions are effective.

WITHOUT SEAT DEPTH ADJUSTMENT Elements with functional head piece. By raising the head piece the total height is enlarged up to 25 cm and the total depth is reduced up to 8 cm.

| SINGLE SOFAS

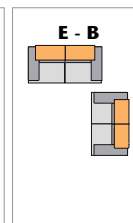
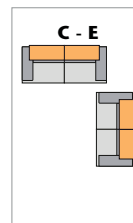
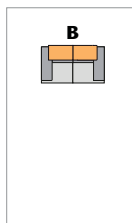
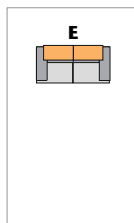
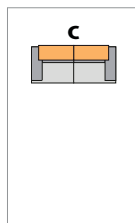


H min. 76
H max. 101
D min. 96
D max. 104
SD 54
SH 46

Sofa 3

Sofa 2½

Sofa 2



W

236

206

176

Requirement 8,90 8,00 7,20

COM

10

13

16

20

25

30

45

FABRIC

Requirement 18,60 16,70 14,50

COM

X

A

B

C

D

E

F

G

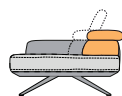
Extra charge for sword runner no. 2:

LEATHER

Errors and amendments excepted. Our General Terms and Conditions are effective.

WITH MOTOR-DRIVEN SEAT DEPTH ADJUSTMENT AND WOODEN SOLID FRAME Elem. w. funct. head piece a. funct. back for motor-driven sd adjustment. By adjustm. of the back function the seat depth is reduced up to 14 cm and the depth up to 8 cm. With additional raised funct. head piece the height is enlarged up to 25 cm.

| SINGLE SOFAS



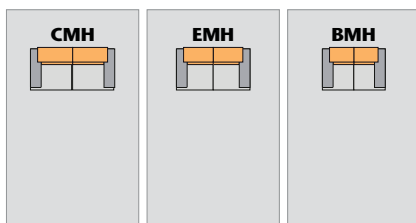
H min. 76
H max. 101
D min. 110
D max. 118
SD min. 54
SD max. 68
SH 46

W

Sofa 3

Sofa 2,5

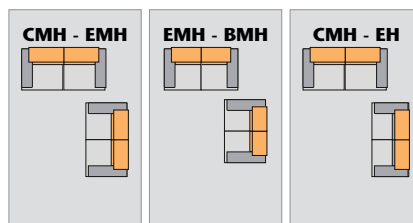
Sofa 2



236

206

176



FABRIC

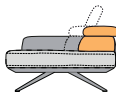
Requirement	9,40	8,60	7,70
COM			
10			
13			
16			
20			
25			
30			
45			

LEATHER

Requirement	20,30	18,40	15,90
COM			
X			
A			
B			
C			
D			
E			
F			
G			
Extra charge for sword runner no. 2:			

Errors and amendments excepted. Our General Terms and Conditions are effective.

W. MOTOR-DRIVEN SD ADJUSTM. A. SOLID WOODEN FRAME Elem. w. funct. head piece a. funct. ba. for motor-driven sd adjustm. By adjustm. of the ba. funct. SD is reduced up to 14cm and the total depth up to 8cm. W. add. raised funct. head piece the total height is enlarged up to 25cm. Elem. P5/6, P3/4 a. IL/R have no ba. funct. but fit to the elem. with sd adjustm. SD w. P5/6 a. P3/4: 126cm.

	ADD-ON ELEMENTS			DAYBED AND ADD-ON CORNER					
		Sofa 3 AR l/r	Sofa 2½ AR l/r	Sofa 2 AR l/r	Daybed large AR l/r	Daybed small AR l/r	Add-on corner w. stool l/r		
H min.	76	CLMH	ELMH	BLMH	P5H	P3H	ILH	P3H - ERMH	P5H - CRMH
H max.	101								
D min.	110								
D max.	118								
SD min.	54	CRMH	ERMH	BRMH	P6H	P4H	IRH		
SD max.	68								
SH	46								
W		207	177	147	D 176	D 176	D 104 SD 54	176 x 281	176 x 326
					119	104	241		281 x 241

Requirement	8,20	7,40	6,50	5,40	4,90	7,70
COM						
10						
13						
16						
20						
25						
30						
45						

FABRIC

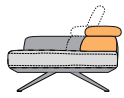
Requirement	17,40	15,20	13,00	11,40	10,30	14,90
COM						
X						
A						
B						
C						
D						
E						
F						
G						
Extra charge for sword runner no. 2:						

LEATHER

Errors and amendments excepted. Our General Terms and Conditions are effective.

WITH MANUAL SEAT DEPTH ADJUSTMENT AND WOODEN SOLID FRAME Elements with functional head piece and functional back for manual seat depth adjustment. By adjustment of the back function the seat depth is reduced up to 14 cm and the total depth up to 8 cm. With additional raised functional head piece the total height is enlarged up to 25 cm.

| SINGLE SOFAS

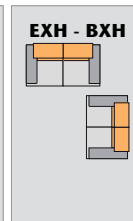
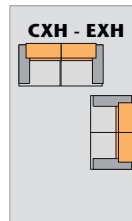
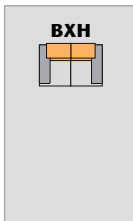
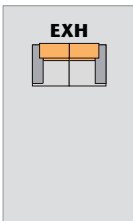
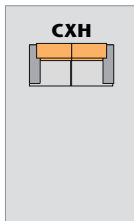


H min. 76
H max. 101
D min. 110
D max. 118
SD min. 54
SD max. 68
SH 46

Sofa 3

Sofa 2½

Sofa 2



W

236

206

176

Requirement 9,90 9,00 8,00

COM

10

13

16

20

25

30

45

Requirement 20,30 18,40 15,90

COM

X

A

B

C

D

E

F

G

Extra charge for sword runner no. 2:



Model Details

MOTORIZED OPTIONS NOT AVAILABLE IN U.S.A.

Edition 29.01.2019

Errors and amendments excepted. Our General Terms and Conditions are effective.

W. MANUAL SD ADJUSTM. A. SOLID WOODEN FRAME Elem. w. funct. head piece a. funct. ba.. By adjustm. of the ba. funct. the sd is reduced up to 14cm a. the total depth up to 8cm. With add. raised funct. head piece the total height is enlarged up to 25cm. The daybeds P5/6H, P3/4H a. the add-on corn. IL/RH have no ba. funct. but fit to the elem. w. sd adjustm. SD with daybeds P5/6H a. P3/4H 126cm.

ADD-ON ELEMENTS			DAYBED AND ADD-ON CORNER			
 H min. 76 H max. 101 D min. 110 D max. 118 SD min. 54 SD max. 68 SH 46	Sofa 3 AR l/r	Sofa 2½ AR l/r	Sofa 2 AR l/r	Daybed large AR l/r	Daybed small AR l/r	Add-on corner w. stool l/r
	CLXH	ELXH	BLXH	P5H	P3H	ILH
	CRXH	ERXH	BRXH	P6H	P4H	IRH
W	207	177	147	D 119	D 104	D 104 SD 54
						176 x 281
						176 x 326
						281 x 241

Requirement	8,40	7,60	6,70	5,40	4,90	7,70
COM						
10						
13						
16						
20						
25						
30						
45						

FABRIC

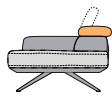
Requirement	17,40	15,20	13,00	11,40	10,30	14,90
COM						
X						
A						
B						
C						
D						
E						
F						
G						
Extra charge for sword runner no. 2:						

LEATHER

Errors and amendments excepted. Our General Terms and Conditions are effective.

WITHOUT SEAT DEPTH ADJUSTMENT WITH SOLID WOODEN FRAME Elements with functional head piece. By raising the head piece the total height is enlarged up to 25 cm and the total depth is reduced up to 8 cm.

| SINGLE SOFAS

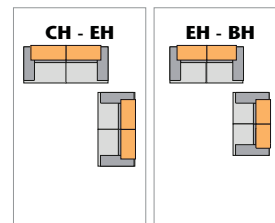
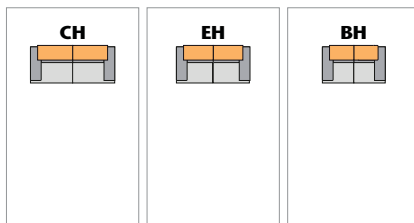


H min. 76
H max. 101
D min. 96
D max. 104
SD 54
SH 46

Sofa 3

Sofa 2½

Sofa 2



W

236

206

176

Requirement 8,00 7,30 6,50

COM

10

13

16

20

25

30

45

Requirement 17,20 15,60 13,50

COM

X

A

B

C

D

E

F

G

Extra charge for sword runner no. 2:



Model Details

MOTORIZED OPTIONS NOT AVAILABLE IN U.S.A.

Edition 29.01.2019

Errors and amendments excepted. Our General Terms and Conditions are effective.

The stools HBH and HXH have a solid wooden frame.

		STOOLS		STOOLS W. SOLID WOODEN FRAME		DECORATIVE CUSHIONS	
		Stool bench	Jumbo stool	Stool bench	Jumbo stool	Kidney-shaped cushion	Kidney-shaped cushion
H	46	HB	HX	HBH	HXH	Y16	Y8
D	60						
W		120	90	120	90	D 23 68	D 23 55

Requirement	2,10	1,90	1,40	1,40	0,90	0,70
COM						
10						
13						
16						
20						
25						
30						
45						

FABRIC

Requirement	3,90	3,00	3,00	2,40	0,90	0,80
COM						
X						
A						
B						
C						
D						
E						
F						
G						
Extra charge for sword runner no. 2:						

LEATHER