



hartmann
Von der Natur empfohlen.

furnplan

ScanPrix

PLANUM[®]
FURNITURE

Planum, Inc
Swedesford Corporate Center
619 B Swedesford Road
Frazer, PA 19355

Tel : 610/251-2120
Tel : 800/343-0042
Fax : 610/251-2290

email info@planumfurniture.com
visit us planumfurniture.com

CAYA

**Living/ Dining room system
solid oak heartwood Umato**

with brushed surface

EFFECTIVE JANUARY 1, 2023



Combi no. 22 A

Application
satinised glass anthr.
 Combination consisting of:

1 x 2221 1 x 4112
 1 x 1181

Combi no. 22 W

Application
satinised glass white
 Combination consisting of:

1 x 2225 1 x 4116
 1 x 1181

Size W/H/D in cm

316 / 180 / 49/20

satinised glass anthr.

satinised glass white

Extras

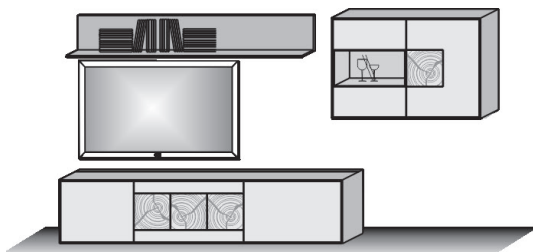
concealed lighting

shelf lighting

Art. no.

9721

9823



Combi no. 24 A

Application
satinised glass anthr.
 Combination consisting of:

1 x 7093 1 x 5182
 1 x 2201

Combi no. 24 W

Application
satinised glass white
 Combination consisting of:

1 x 7097 1 x 5186
 1 x 2205

Size W/H/D in cm

341 / 176 / 49/24

satinised glass anthr.

satinised glass white

Extras

concealed lighting

panel lighting

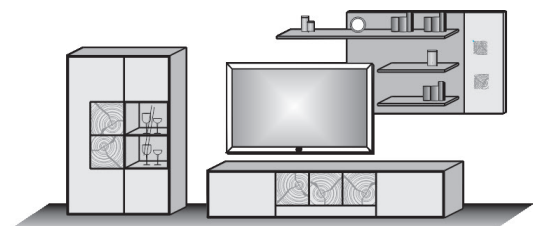
shelf lighting

Art. no.

9711

9812

9824



Due to the design, the LED strips are not interchangeable, as they are firmly attached to carrier profiles such as e.g. aluminum profiles and must be glued. In this way, we guarantee a consistently long service life for our lights. We reserve the right to make technical changes to the model and dimensions! Models protected by law! Due to different designs and functions, the dimensions specified on the order confirmation may vary slightly in individual cases.

Combi no. 34 A

Application

satined glass anthr.

Combination consisting of:

1 x 7093 1 x 1201
1 x 2201 1 x 7042

Combi no. 34 W

Application

satined glass white

Combination consisting of:

1 x 7097 1 x 1201
1 x 2205 1 x 7046

Size W/H/D in cm

317 / 198 / 49/24

satined glass anthr.

satined glass white

Extras

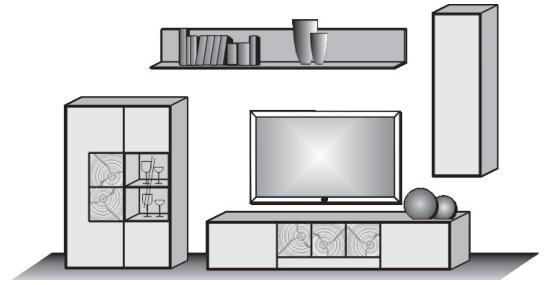
Art. no.

concealed lighting

9711

shelf lighting

9823



Combi no. 60 A

glass application in

satined glass anthr.

Combination consisting of:

1 x 3221 1 x 0069
1 x 1181 1 x 1131

Combi no. 60 W

glass application in

satined glass white

Combination consisting of:

1 x 3225 1 x 0069
1 x 1181 1 x 1135

Size W/H/D in cm

324 / 223 / 49/24

satined glass anthr.

satined glass white

Extras

Art. no.

concealed lighting

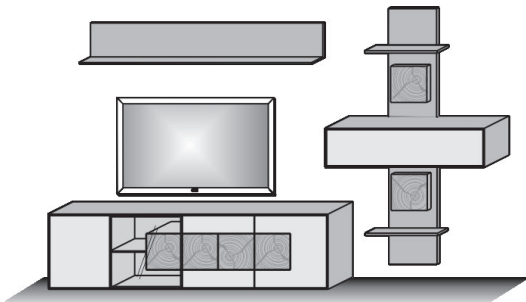
9611

panel lighting

9622

shelf lighting

9823



Combi no. 62 A

glass application in

satined glass anthr.

Combination consisting of:

1 x 1181 1 x 1045
1 x 2221 1 x 4132

Combi no. 62 W

glass application in

satined glass white

Combination consisting of:

1 x 1181 1 x 1045
1 x 2225 1 x 4136

Size W/H/D in cm

310 / 181 / 49/24

satined glass anthr.

satined glass white

Extras

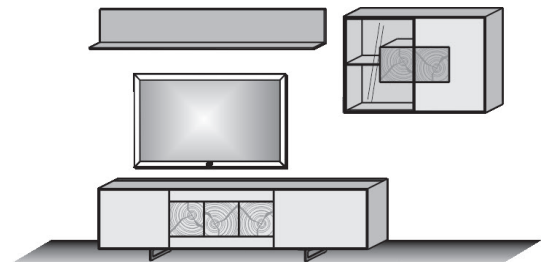
Art. no.

concealed lighting

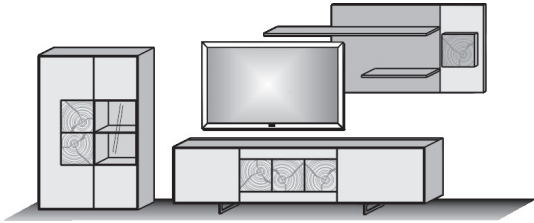
9611

shelf lighting

9823



Due to the design, the LED strips are not interchangeable, as they are firmly attached to carrier profiles such as e.g. aluminum profiles and must be glued. In this way, we guarantee a consistently long service life for our lights. We reserve the right to make technical changes to the model and dimensions! Models protected by law! Due to different designs and functions, the dimensions specified on the order confirmation may vary slightly in individual cases.



Combi no. 64 A

glass application in
satinised glass anthr.
Combination consisting of:

1 x 7093 1 x 1045
1 x 2221 1 x 5152

Combi no. 64 W

glass application in
satinised glass white
Combination consisting of:

1 x 7097 1 x 1045
1 x 2225 1 x 5156

Size W/H/D in cm

365 / 177 / 49/24

satinised glass anthr.

satinised glass white

Extras

Art. no.

concealed lighting

9711

panel lighting

9621

shelf lighting

9823

Combi no. 66 A

glass application in
satinised glass anthr.
Combination consisting of:

1 x 0051 1 x 3171
1 x 5152

Combi no. 66 W

glass application in
satinised glass white
Combination consisting of:

1 x 0055 1 x 3175
1 x 5156

Size W/H/D in cm

326 / 196 / 49/24

satinised glass anthr.

satinised glass white

Extras

Art. no.

conc. lighting (2x)

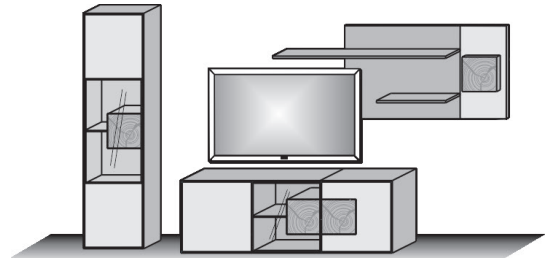
9611

panel lighting

9621

shelf lighting

9823




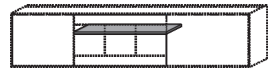








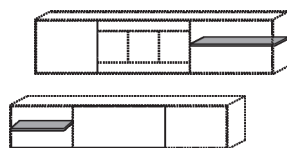


product information:

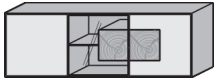
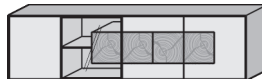

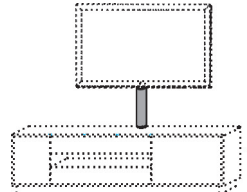



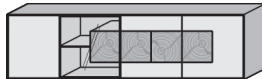
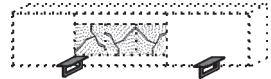

**Do you need more information, pictures, videos?
Visit our homepage: www.moebel-hartmann.com**

Due to the design, the LED strips are not interchangeable, as they are firmly attached to carrier profiles such as e.g. aluminum profiles and must be glued. In this way, we guarantee a consistently long service life for our lights. We reserve the right to make technical changes to the model and dimensions! Models protected by law! Due to different designs and functions, the dimensions specified on the order confirmation may vary slightly in individual cases.

Application satinized glass anthracite/ A	Base unit 2 doors satinised glass anthracite 1 drawer satinised glass anthracite with end grain timber without wooden shelves	Base unit 2 doors satinised glass anthracite 1 drawer satinised glass anthracite without wooden shelves	Base unit 2 doors satinised glass anthracite 1 drawer satinised glass anthracite with end grain timber 1 cable channel with flap without wooden shelves	shelf For items: 2221 2225
	Base unit 2211 incl. cable channel with flap 	Base unit 2212 incl. cable channel with flap 		
				
	Size in cm W 204 H 42 D 49	Size in cm W 204 H 42 D 49	Size in cm W 223 H 52 D 49	Size in cm W 84,5 H 2 D 35
Art. no. 2201 A 2211 A	Art. no. 2202 A 2212 A	Art. no. 2221 A	Art. no. 0081	

Application satinised glass white W	Base unit 2 doors satinised glass white 1 drawer satinised glass white with end grain timber without wooden shelves	Base unit 2 doors satinised glass white 1 drawer satinised glass white without wooden shelves	Base unit 2 doors satinised glass white 1 drawer satinised glass white with end grain timber 1 cable channel with flap without wooden shelves	Wooden shelves no. 0082 for items 2201/2202 2211/2212 2205/2206 2215/2216 2221 2225 no. 0083 for items: 2221 2225
	Base unit 2215 incl. cable channel with flap 	Base unit 2216 incl. cable channel with flap 		
				
	Size in cm W 204 H 42 D 49	Size in cm W 204 H 42 D 49	Size in cm W 223 H 52 D 49	Size in cm W 56/75 H 2 D 36
Art. no. 2205 W 2215 W	Art. no. 2206 W 2216 W	Art. no. 2225 W	Art. no. 0082 0083	

Application satinized glass anthracite/ A	Base unit 1 door satinised glass anthracite 1 glass door with end grain timber 1 storage space 1 door satinised glass anthracite with end grain timber 2 wooden shelves 1 glass shelf recess for cables in top plate extra: conc. lighting 1 x 9611	Base unit 1 door satinised glass anthracite 1 glass door with end grain timber 1 storage space 2 doors satinised glass anthracite with end grain timber 3 fixed wooden shelves 1 glass shelf recess for cables in top plate extra: conc. lighting 1 x 9611	Recess for cables position in the top to be specified	Cable cover reduction possible
				
	Size in cm W 175 H 63 D 49	Size in cm W 223 H 63 D 49	Size in cm W 6 H D 3	Size in cm W 7 H 60 D 2,5
	Art. no. 3171 A	Art. no. 3221 A	Art. no. 1084	Art. no. 1089

Application satinised glass white W	Base unit 1 door satinised glass white 1 glass door with end grain timber 1 storage space 1 door satinised glass white with end grain timber 2 wooden shelves 1 glass shelf recess for cables in top plate extra: conc. lighting 1 x 9611	Base unit 1 door satinised glass white 1 glass door with end grain timber 1 storage space 2 doors satinised glass white with end grain timber 3 fixed wooden shelves 1 glass shelf recess for cables in top plate extra: conc. lighting 1 x 9611	Pair of supports Metal anthracite For items: 2201/2205 2221/2225 2211/2215 2202/2206 2212/2216 3171/3175 3221/3225	
				
	Size in cm W 175 H 63 D 49	Size in cm W 223 H 63 D 49		Size in cm W 12 H 13 D 41
	Art. no. 3175 W	Art. no. 3225 W	Art. no. 1045	

Due to the design, the LED strips are not interchangeable, as they are firmly attached to carrier profiles such as e.g. aluminum profiles and must be glued. In this way, we guarantee a consistently long service life for our lights. We reserve the right to make technical changes to the model and dimensions! Models protected by law! Due to different designs and functions, the dimensions specified on the order confirmation may vary slightly in individual cases.

Application satinized glass anthracite/ A	Wall unit le. 1 door satinised glass anthracite with end grain timber 1 glass door with end grain timber 1 storage space 1 wooden shelf 1 glass shelf extra: conc. lighting 1 x 9611	Wall unit ri. 1 door satinised glass anthracite with end grain timber 1 glass door with end grain timber 1 storage space 1 wooden shelf 1 glass shelf extra: conc. lighting 1 x 9611	Wall unit 1 flap satinised glass anthracite	Wall hanging rack in combination with: 1131 A / 1135 W 2 fixed wooden shelves 2 end grain timber extra: panel lighting 1 x 9622
	Size in cm W 117 H 79 D 39	Size in cm W 117 H 79 D 39	Size in cm W 127 H 31 D 39	Size in cm W 67 H 204 D 24
Art. no.	4131 A le.	4132 A ri.	1131 A	0069

Application satinised glass white W	Wall unit le. 1 door satinised glass white with end grain timber 1 glass door with end grain timber 1 storage space 1 wooden shelf 1 glass shelf extra: conc. lighting 1 x 9611	Wall unit ri. 1 door satinised glass white with end grain timber 1 glass door with end grain timber 1 storage space 1 wooden shelf 1 glass shelf extra: conc. lighting 1 x 9611	Wall unit 1 flap satinised glass white	
	Size in cm W 117 H 79 D 39	Size in cm W 117 H 79 D 39	Size in cm W 127 H 31 D 39	
Art. no.	4135 W le.	4136 W ri.	1135 W	

Application satinized glass anthracite/ A	Wall unit le./ri. 1 door satinised glass anthracite with end grain timber 2 fixed wooden shelves 1 wooden shelf	Wall unit le./ri. 1 door satinised glass anthracite with end grain timber 2 fixed wooden shelves 1 glass shelf	Wall unit le./ri. 1 door sat. glass anthr./ glass door 2 fixed wooden shelves 1 glass shelf extra: conc. lighting 1 x 9711	Wall hanging rack 3 wooden shelves 2 fixed wooden shelves 2 end grain timber extra: panel lighting 1 x 9622
	Size in cm W 50 H 136,5 D 39	Size in cm W 40,5 H 136,5 D 39	Size in cm W 40,5 H 136,5 D 39	Size in cm W 67 H 163 D 24
Art. no.	7051 A le. 7052 A ri.	7041 A le. 7042 A ri.	7043 A le. 7044 A ri.	9079

Application satinised glass white W	Wall unit le./ri. 1 door satinised glass white with end grain timber 2 fixed wooden shelves 1 wooden shelf	Wall unit le./ri. 1 door satinised glass white with end grain timber 2 fixed wooden shelves 1 glass shelf	Wall unit le./ri. 1 door satinised glass white/ glass door 2 fixed wooden shelves 1 glass shelf extra: conc. lighting 1 x 9711	Wall hanging rack 3 wooden shelves 2 end grain timber extra: panel lighting 1 x 9622
	Size in cm W 50 H 136,5 D 39	Size in cm W 40,5 H 136,5 D 39	Size in cm W 40,5 H 136,5 D 39	Size in cm W 67 H 163 D 24
Art. no.	7055 W le. 7056 W ri.	7045 W le. 7046 W ri.	7047 W le. 7048 W ri.	9079

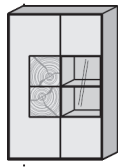
Due to the design, the LED strips are not interchangeable, as they are firmly attached to carrier profiles such as e.g. aluminum profiles and must be glued. In this way, we guarantee a consistently long service life for our lights. We reserve the right to make technical changes to the model and dimensions! Models protected by law! Due to different designs and functions, the dimensions specified on the order confirmation may vary slightly in individual cases.

Application satinized glass anthracite/

A

Wall unit le.

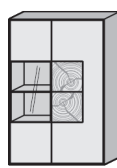
1 door satinized glass anthracite with end grain timber
1 door sat. glass **anthr./** glass door
4 wooden shelves
1 wooden shelf
1 glass shelf



extra: conc. lighting
1 x 9711

Wall unit ri.

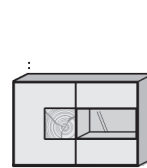
1 door satinized glass anthracite with end grain timber
1 door sat. glass **anthr./** glass door
4 wooden shelves
1 wooden shelf
1 glass shelf



extra: conc. lighting
1 x 9711

Wall unit le.

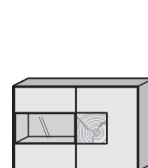
1 door satinized glass anthracite with end grain timber
1 door sat. glass **anthr./** glass door
1 fixed wooden shelf
2 wooden shelves



extra: conc. lighting
1 x 9721

Wall unit ri.

1 door satinized glass anthracite with end grain timber
1 door sat. glass **anthr./** glass door
1 fixed wooden shelf
2 wooden shelves



extra: conc. lighting
1 x 9721

Size in cm

W 88,5 H 136,5 D 39

W 88,5 H 136,5 D 39

W 117 H 79 D 39

W 117 H 79 D 39

Art. no.

7091 A le.

7092 A ri.

4111 A le.

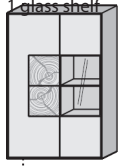
4112 A ri.

Application satinized glass white

W

Wall unit le.

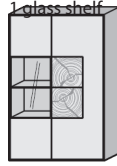
1 door satinized glass white with end grain timber
1 door satinized glass white/ glass door
4 wooden shelves
1 wooden shelf
1 glass shelf



extra: conc. lighting
1 x 9711

Wall unit ri.

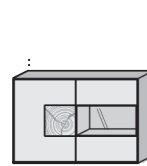
1 door satinized glass white with end grain timber
1 door satinized glass white/ glass door
4 wooden shelves
1 wooden shelf
1 glass shelf



extra: conc. lighting
1 x 9711

Wall unit le.

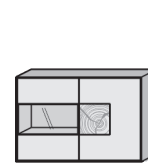
1 door satinized glass white with end grain timber
1 door satinized glass white/ glass door
1 fixed wooden shelf
2 wooden shelves



extra: conc. lighting
1 x 9721

Wall unit ri.

1 door satinized glass white with end grain timber
1 door satinized glass white/ glass door
1 fixed wooden shelf
2 wooden shelves



extra: conc. lighting
1 x 9721

Size in cm

W 88,5 H 136,5 D 39

W 88,5 H 136,5 D 39

W 117 H 79 D 39

W 117 H 79 D 39

Art. no.

7095 W le.

7096 W ri.

4115 W le.

4116 W ri.

Subsequent fitting of lighting is not possible!

Application satinized glass anthracite/

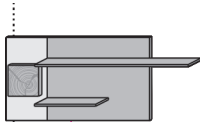
A

Wall panel le.

back panel wood with appl. satinized glass anthracite
2 wooden shelves
1 end grain timber

extra: panel lighting
1 x 9621

extra: shelf lighting
1 x 9823

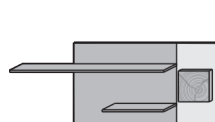


Wall panel ri.

back panel wood with appl. satinized glass anthracite
2 wooden shelves
1 end grain timber

extra: panel lighting
1 x 9621

extra: shelf lighting
1 x 9823

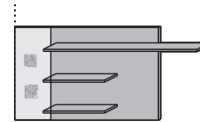


Wall panel

back wood with Application satinized glass anthracite
3 shelves

extra: panel lighting
1 x 9812

extra: shelf lighting
1 x 9824

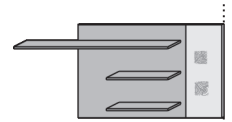


Wall panel

back wood with Application satinized glass anthracite
3 shelves

extra: panel lighting
1 x 9812

extra: shelf lighting
1 x 9824



Size in cm

W 182 H 77 D 24

W 182 H 77 D 24

W 182 H 96 D 24

W 182 H 96 D 24

Art. no.

5151 A le.

5152 A ri.

5181 A

5182 A

Subsequent fitting of lighting is not possible!

Application satinized glass white

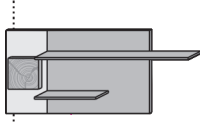
W

Wall panel le.

back panel wood with appl. satinized glass white
2 wooden shelves
1 end grain timber

extra: panel lighting
1 x 9621

extra: shelf lighting
1 x 9823

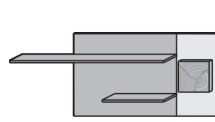


Wall panel ri.

back panel wood with appl. satinized glass white
2 wooden shelves
1 end grain timber

extra: panel lighting
1 x 9621

extra: shelf lighting
1 x 9823

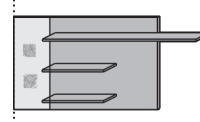


Wall panel

back wood with Application satinized glass white
3 shelves

extra: panel lighting
1 x 9812

extra: shelf lighting
1 x 9824

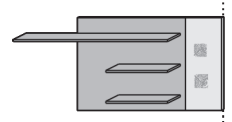


Wall panel

back wood with Application satinized glass white
3 shelves

extra: panel lighting
1 x 9812

extra: shelf lighting
1 x 9824



Size in cm

W 182 H 77 D 24

W 182 H 77 D 24

W 182 H 96 D 24

W 182 H 96 D 24

Art. no.

5155 W le.

5156 W ri.

5185 W

5186 W

Due to the design, the LED strips are not interchangeable, as they are firmly attached to carrier profiles such as e.g. aluminum profiles and must be glued. In this way, we guarantee a consistently long service life for our lights. We reserve the right to make technical changes to the model and dimensions! Models protected by law! Due to different designs and functions, the dimensions specified on the order confirmation may vary slightly in individual cases.

Subsequent fitting of lighting is not possible!

Wall panel

extra: shelf lighting
1 x 9823



Size in cm W 184 H 21 D 24

Art. no. 1181


Wall panel

extra: shelf lighting
1 x 9823



Size in cm W 194 H 21 D 24

Art. no. 1201



Application satinized glass anthracite/

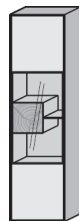
A

Cabinet le./ ri.

2 doors satinised glass anthracite
1 glass door with end grain timber
1 storage space
2 wooden /2 fixed wooden shelves
1 glass shelf



extra: conc. lighting
1 x 9611



Size in cm W 50 H 196 D 39

Art. no. 0051 A le.

0052 A ri.

Cabinet le./ ri.

Carcase glass anthracite
1 door satinised glass anthracite
1 drawer end grain timber
2 fixed wooden shelves
2 wooden shelves




Size in cm W 49,5 H 196 D 39

Art. no. 0041 A le.

0042 A ri.

Display cabinet le.

1 door satinised glass anthracite with end grain timber
1 door sat. glass anthr./ glass door
4 wooden shelves/ 2 fixed wooden shelves



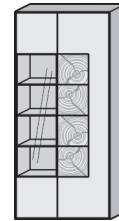
3 glass shelves
extra: conc. lighting
1 x 9713

Size in cm W 88,5 H 196 D 39

Art. no. 0092 A le.

Display cabinet ri.

1 door satinised glass anthracite with end grain timber
1 door sat. glass anthr./ glass door
4 wooden shelves/ 2 fixed wooden shelves



3 glass shelves
extra: conc. lighting
1 x 9713

Size in cm W 88,5 H 196 D 39

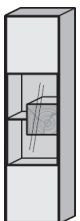
Art. no. 0093 A ri.

Application satinised glass white

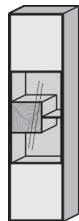
W

Cabinet le./ ri.

2 doors satinised glass white
1 glass door with end grain timber
1 storage space
2 wooden /2 fixed wooden shelves
1 glass shelf



extra: conc. lighting
1 x 9611



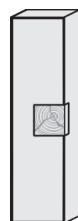
Size in cm W 50 H 196 D 39

Art. no. 0055 W le.

0056 W ri.

Cabinet le./ ri.

Carcase glass white
1 door satinised glass white
1 drawer end grain timber
2 fixed wooden shelves
2 wooden shelves




Size in cm W 49,5 H 196 D 39

Art. no. 0045 W le.

0046 W ri.

Display cabinet le.

1 door satinised glass white with end grain timber
1 door satinised glass white/ glass door
4 wooden shelves/ 2 fixed wooden shelves



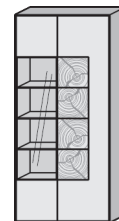
3 glass shelves
extra: conc. lighting
1 x 9713

Size in cm W 88,5 H 196 D 39

Art. no. 0096 W le.

Display cabinet ri.

1 door satinised glass white with end grain timber
1 door satinised glass white/ glass door
4 wooden shelves/ 2 fixed wooden shelves



3 glass shelves
extra: conc. lighting
1 x 9713

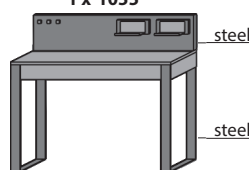
Size in cm W 88,5 H 196 D 39

Art. no. 0097 W ri.

Bureau

1 movable top
1 drawer
2 magnetic angle deposits
3 pin magnets
1 power point and USB socket

extra: pen and paper tray
1 x 1055



Size in cm W 120 H 101 D 55

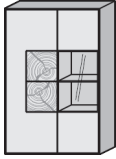
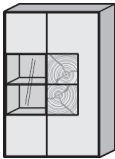
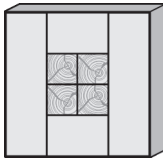
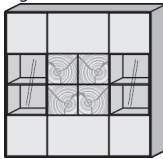
Art. no. 4121

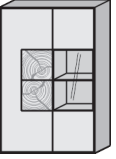
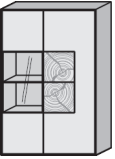
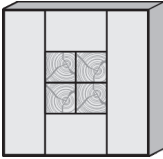
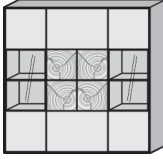



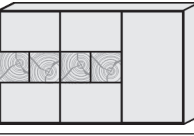
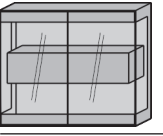


healthy seating



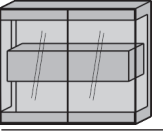



Due to the design, the LED strips are not interchangeable, as they are firmly attached to carrier profiles such as e.g. aluminum profiles and must be glued. In this way, we guarantee a consistently long service life for our lights. We reserve the right to make technical changes to the model and dimensions! Models protected by law! Due to different designs and functions, the dimensions specified on the order confirmation may vary slightly in individual cases.

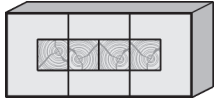

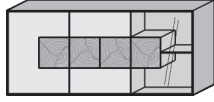
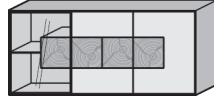
<p>Application satinized glass anthracite/ A</p>	<p>Display cabinet le. 1 door satinised glass anthracite with end grain timber 1 door sat. glass anthr./ glass door 4 wooden shelves 1 wooden shelf 1 glass shelf</p>	<p>Display cabinet ri. 1 door satinised glass anthracite with end grain timber 1 door sat. glass anthr./ glass door 4 wooden shelves 1 wooden shelf 1 glass shelf</p>	<p>Highboard 2 doors satinised glass anthracite 1 door satinised glass anthracite with end grain timber 1 drawer satinised glass anthracite 5 wooden shelves 1 wooden shelf 2 glass shelves</p>	<p>Highboard 2 doors satinised glass anthracite/ glass door 1 door satinised glass anthracite with end grain timber 1 drawer satinised glass anthracite 5 wooden shelves 1 wooden shelf 2 glass shelves</p>
	 <p>extra: conc. lighting 1 x 9711 594,-</p>	 <p>extra: conc. lighting 1 x 9711 594,-</p>		 <p>extra: conc. lighting 1 x 9712 840,-</p>
<p>Size in cm</p>	<p>W 88,5 H 138 D 39</p>	<p>W 88,5 H 138 D 39</p>	<p>W 136,5 H 138 D 39</p>	<p>W 136,5 H 138 D 39</p>
<p>Art. no.</p>	<p>7093 A le.</p>	<p>7094 A ri.</p>	<p>7133 A</p>	<p>7134 A</p>



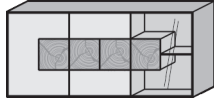
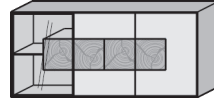
<p>Application satinised glass white W</p>	<p>Display cabinet le. 1 door satinised glass white with end grain timber 1 door satinised glass white/ glass door 4 wooden shelves 1 wooden shelf 1 glass shelf</p>	<p>Display cabinet ri. 1 door satinised glass white with end grain timber 1 door satinised glass white/ glass door 4 wooden shelves 1 wooden shelf 1 glass shelf</p>	<p>Highboard 2 doors satinised glass white 1 door satinised glass white with end grain timber 1 drawer satinised glass white 5 wooden shelves 1 wooden shelf 2 glass shelves</p>	<p>Highboard 2 doors satinised glass white/ glass door 1 door satinised glass white with end grain timber 1 drawer satinised glass white 5 wooden shelves 1 wooden shelf</p>
	 <p>extra: conc. lighting 1 x 9711</p>	 <p>extra: conc. lighting 1 x 9711</p>		 <p>2 glass shelves extra: conc. lighting 1 x 9712</p>
<p>Size in cm</p>	<p>W 88,5 H 138 D 39</p>	<p>W 88,5 H 138 D 39</p>	<p>W 136,5 H 138 D 39</p>	<p>W 136,5 H 138 D 39</p>
<p>Art. no.</p>	<p>7097 W le.</p>	<p>7098 W ri.</p>	<p>7137 W</p>	<p>7138 W</p>

<p>Application satinized glass anthracite/ A</p>	<p>Highboard Carcase glass anthracite 3 doors satinised glass brown 1 door satinised glass anthracite with end grain timber 1 drawer end grain timber 6 wooden shelves</p>	<p>Highboard HM 6139 2 wooden-/ glass doors 1 end grain timber block with double drawer</p>	
		<p>Lighting 9612 incl.!</p>  	
<p>Size in cm</p>	<p>W 173,5 H 109 D 39</p>	<p>W 127 H 119 D 39</p>	
<p>Art. no.</p>	<p>6171 A</p>	<p>HM6139</p>	

<p>Application satinised glass white W</p>	<p>Highboard Carcase glass white 3 doors satinised glass white 1 door satinised glass white with end grain timber 1 drawer end grain timber 6 wooden shelves</p>	<p>Highboard HM 6139 2 wooden-/ glass doors 1 end grain timber block with double drawer</p>	
		<p>Lighting 9612 incl.!</p>  	
<p>Size in cm</p>	<p>W 173,5 H 109 D 39</p>	<p>W 127 H 119 D 39</p>	
<p>Art. no.</p>	<p>6175 W</p>	<p>HM6139</p>	

Due to the design, the LED strips are not interchangeable, as they are firmly attached to carrier profiles such as e.g. aluminum profiles and must be glued. In this way, we guarantee a consistently long service life for our lights. We reserve the right to make technical changes to the model and dimensions! Models protected by law! Due to different designs and functions, the dimensions specified on the order confirmation may vary slightly in individual cases.

Application satinized glass anthracite/ A	Sideboard 3 doors satinised glass brown with end grain timber 1 drawer satinised glass anthracite 2 fixed wooden shelves 2 wooden shelves	Sideboard 1 door satinised glass anthracite with end grain timber 2 doors satinised glass anthracite/ glass door 1 drawer satinised glass anthracite 2 fixed wooden shelves 2 wooden shelves	Sideboard 2 doors satinised glass anthracite with end grain timber 1 drawer satinised glass anthracite 1 glass door with end grain timber 1 storage space 1 wooden shelf 1 glass shelf	Sideboard 2 doors satinised glass anthracite with end grain timber 1 drawer satinised glass anthracite 1 glass door with end grain timber 1 storage space 1 wooden shelf 1 glass shelf
		extra: conc. lighting 1 x 9722	extra: conc. lighting 1 x 9611	extra: conc. lighting 1 x 9611
				
	Size in cm W 175 H 80,5 D 49	Size in cm W 175 H 80,5 D 49	Size in cm W 175 H 80,5 D 49	Size in cm W 175 H 80,5 D 49
Art. no. 4173 A	Art. no. 4174 A	Art. no. 4191 A	Art. no. 4192 A	

Application satinised glass white W	Sideboard 3 doors satinised glass white with end grain timber 1 drawer satinised glass white 2 fixed wooden shelves 2 wooden shelves	Sideboard 1 door satinised glass white with end grain timber 2 doors satinised glass white/ glass door 1 drawer satinised glass white 2 fixed wooden shelves 2 wooden shelves	Sideboard 2 doors satinised glass white with end grain timber 1 drawer satinised glass white 1 glass door with end grain timber 1 storage space 1 wooden shelf 1 glass shelf	Sideboard 2 doors satinised glass white with end grain timber 1 drawer satinised glass white 1 glass door with end grain timber 1 storage space 1 wooden shelf 1 glass shelf
		extra: conc. lighting 1 x 9722	extra: conc. lighting 1 x 9611	extra: conc. lighting 1 x 9611
				
	Size in cm W 175 H 80,5 D 49	Size in cm W 175 H 80,5 D 49	Size in cm W 175 H 80,5 D 49	Size in cm W 175 H 80,5 D 49
Art. no. 4177 W	Art. no. 4178 W	Art. no. 4195 W	Art. no. 4196 W	



Due to the design, the LED strips are not interchangeable, as they are firmly attached to carrier profiles such as e.g. aluminum profiles and must be glued. In this way, we guarantee a consistently long service life for our lights. We reserve the right to make technical changes to the model and dimensions! Models protected by law! Due to different designs and functions, the dimensions specified on the order confirmation may vary slightly in individual cases.

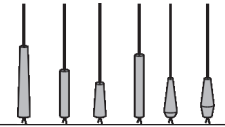
Hanging lamp
with fabric covered cable

Hanging lamp
with fabric covered cable

Hanging lamp
with fabric covered cable

Set of hanging lamps
with fabric covered cable
consisting of:
9904, 9905, 9906, 9907, 9908, 9909

without bulbs,
Dimmer and bulb are to be bought by customer and checked for compability.



Size in cm	Ø 11/8 H 65/43	Ø 11/8 H 30/57	Ø 12/12 H 35/35	Ø 8/11/12 H 30/35/43/57/65
Art. no.	9904	9905	9906	9907
				9908
				9909
				9910

Beam lamp
without bulbs,
extern dimming function possible
(depending what lights you use)



Size in cm	W 150 H 14 D 14
Art. no.	9901

concealed lighting
3,84 Watt
For items:
0051/0052 0055/0056
3171/3175 3221/3225
4131/4132 4135/4136
4191/4192 4195/4196

This luminaire contains built in LED-lamps that cannot be changed.
Energy efficiency category G
HARTMANN 100097000, 100097000



Size in cm	W 27 H 27
Art. no.	9611

panel lighting
3,84 Watt
For items:
5151/5152 5155/5156

This luminaire contains built in LED-lamps that cannot be changed.
Energy efficiency category G
HARTMANN 100097001, 100097001



Size in cm	W 23 H 23
Art. no.	9621

panel lighting
7,68 Watt
For items:
0069
0079

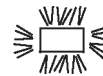
This luminaire contains built in LED-lamps that cannot be changed.
Energy efficiency category G
HARTMANN 100097001, 100097001



Size in cm	W 2x23 H 2x23
Art. no.	9622

concealed lighting
12 Watt
For item:
HM-6139

This luminaire contains built in LED-lamps that cannot be changed.
Energy efficiency category G
HARTMANN 100097002, 100097002



Size in cm	W 102 H 25
Art. no.	9612

concealed lighting 2,9 Watt
For items:
7043 7044
7047 7048
7091 7092
7093 7094
7095 7096
7097 7098

This luminaire contains built in LED-lamps that cannot be changed.
Energy efficiency category G
Klebe 710198227, 32.779.376ww



Size in cm	W 36
Art. no.	9711

concealed lighting 5,8 Watt
For items:
7134
7138

This luminaire contains built in LED-lamps that cannot be changed.
Energy efficiency category G
Klebe 710198227, 32.779.376ww



Size in cm	W 36
Art. no.	9712

concealed lighting 8,7 Watt
For items:
0092 0093
0096 0097

This luminaire contains built in LED-lamps that cannot be changed.
Energy efficiency category G
Klebe 710198227, 32.779.376ww



Size in cm	W 36
Art. no.	9713

concealed lighting 2,4 Watt
For items:
4111 4112
4115 4116

This luminaire contains built in LED-lamps that cannot be changed.
Energy efficiency category G
Klebe 100093020, 32.757.576ww



Size in cm	W 55
Art. no.	9721

Due to the design, the LED strips are not interchangeable, as they are firmly attached to carrier profiles such as e.g. aluminum profiles and must be glued. In this way, we guarantee a consistently long service life for our lights. We reserve the right to make technical changes to the model and dimensions! Models protected by law! Due to different designs and functions, the dimensions specified on the order confirmation may vary slightly in individual cases.

concealed lighting 4,8 Watt

For items:
4174
4178

This luminaire contains built in LED-lamps that cannot be changed. Energy efficiency category G Klebe 100093020, 32.757.576ww



Size in cm W 55
Art. no. 9722

panel lighting 3 Watt

For items:
5181 5182
5185 5186

This luminaire contains built in LED-lamps that cannot be changed. Energy efficiency category G Klebe 10009712, 32.814.000ww



Art. no. 9812

shelf lighting 2,4 Watt

For items:
1181 1201
5151/5152 5155/5156

This luminaire contains built in LED-lamps that cannot be changed. Energy efficiency category G L&S 10009713, 3813511



Art. no. 9823

shelf lighting LED 3,2 Watt

For items:
5181 5182
5185 5186

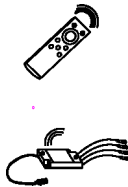
This luminaire contains built in LED-lamps that cannot be changed. Energy efficiency category G L&S 10009713, 3813511



Art. no. 9824

4-channel remote control with 1 receiver

- for controlling up to 4 channels (secondary)
- Different dimming of the individual channels possible.
- 1 transformator possible (max 30 W)

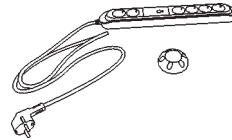


hand sender

Size in cm
Art. no. 0125

Multiple socket

manual or pedal radio control
2 sockets with steady current/
4 sockets to be switched



Art. no. 0130

Touch switch

with on-/off- and dimming function.
To every order with lighting a touch switch is added without charge. All items have to be connected by cable.
If you require individual switching, additional touch switches must be ordered for a charge.



optional positioning

Size in cm W 2 H 2
Art. no. 0140

Additional receiver for remote control 0125

necessary for:
- Exceeding the transformer load (max 30 W)
- spatial separation of the elements to be chopped, if they should or can not be connected with a cable.



Size in cm
Art. no. 0116

Care advices:




When it comes to quality, we are made of unique stuff.

Due to the design, the LED strips are not interchangeable, as they are firmly attached to carrier profiles such as e.g. aluminum profiles and must be glued. In this way, we guarantee a consistently long service life for our lights. We reserve the right to make technical changes to the model and dimensions! Models protected by law! Due to different designs and functions, the dimensions specified on the order confirmation may vary slightly in individual cases.




Dining table with fixed top
application end grain timber
Metal anthracite



kind of wood	article no.	Size W/H/D in cm	type of frame	Ausführung Kante	persons
oak heartw.Umato	7170-0538	L 190 W 95 H 76	pyramid	straight edge	8
oak heartw.Umato	7170-0539	L 240 W 95 H 76	pyramid	straight edge	10



Dining table with middle extension
frame metal anthracite with wooden crossbeam
Floor plate metal anthracite
one extension inside as standard
second extension (optional with extra charge) can be put inside



kind of wood	article no.	Size W/H/D in cm	type of frame	Ausführung Kante	persons
oak heartw.Umato	7170-0520	L 160/210 W 95 H 76	V-pilar	straight edge	6-10
oak heartw.Umato	7170-0521	L 190/240 W 95 H 76	V-pilar	straight edge	8-12
oak heartw.Umato	7170-0523	L 50	Extension		+2



Dining table with middle extension
frame metal anthracite
one extension inside as standard
second extension (optional with extra charge) can be put inside

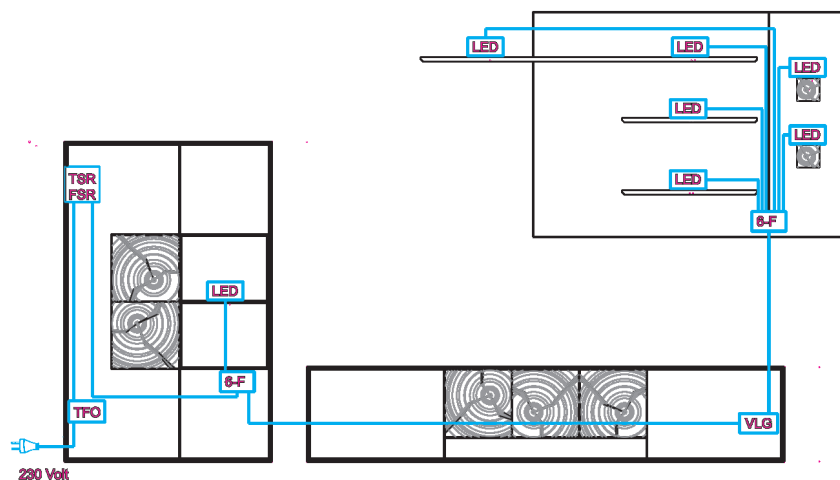


kind of wood	article no.	Size W/H/D in cm	type of frame	Ausführung Kante	persons
oak heartw.Umato	7170-0591	L 160/210 W 95 H 76	metal feet	sloping edge	6-10
oak heartw.Umato	7170-0592	L 190/240 W 95 H 76	metal feet	sloping edge	8-12
oak heartw.Umato	7170-0593	L 50	Extension		+2

Standard-Verkabelungsschema

Beispiel Vorschlagskombination V24

Weitere Verkabelungspläne finden Sie in der Montageanweisung



Assembly manual:



LED	LED-Stripe / Spot	TFO	Trafo mit Zuleitung	TBR	Touchschalter
6-F	6-Fach Stecker	VLG	Verlängerungskabel	oder	FBR
					Funkschalter (optional)

Sonderfall

A: Stromzuleitung unter Putz: Trafo muss bauseits an 230V angeschlossen werden

B: Stromleitung unter Putz per Wandschalter bauseitig geschaltet: Trafo muss bauseits an 230V angeschlossen werden. Touch- oder Funkschalter können entfallen

Due to the design, the LED strips are not interchangeable, as they are firmly attached to carrier profiles such as e.g. aluminum profiles and must be glued. In this way, we guarantee a consistently long service life for our lights. We reserve the right to make technical changes to the model and dimensions! Models protected by law! Due to different designs and functions, the dimensions specified on the order confirmation may vary slightly in individual cases.

Current leather/fabric collection:

Leather:	12 brown	Fabrics:	55 marine	73 sand	new fabrics:	
	13 grey		58 grey	74 middle grey	microfiber	flatwoven
	16 black		67 hazelnut	75 dark sand	50M sand	50F sand
	21 dark green		68 shark grey	76 light brown	51M brown	51F brown
	22 cognac		69 ivory	77 olive	52M anthracite	52F dark brown
	23 atlantic blue		70 dark blue	97 anthracite	53M green	53F green
	26 sahara		71 graphite		54M blue	54F blue
			72 khaki			



Bench **Caro**
wooden legs
with upholstered seat and back

Measures
for fabric/ leather

seat: 2 x 95 x 50 cm
2 x 45 x 15 cm
4 x 95 x 15 cm

back: 4 x 45 x 95 cm
2 x 50 x 15 cm
2 x 95 x 15 cm

kind of wood	article no.	Size W/H/D in cm	type of frame	inner/ outer finish
oak heartw.Umato	7170-0832	W 180 H 83 D 60 SH 50	wood, without function	Fabric
				Leather



Carver **Nuri**, wooden chair frame
with upholstered seat and back
with elastic active padding



Measures
for fabric/ leather

seat: 65 x 65 cm
back: 2 x 60 x 50 cm
armrests: 2 x 60 x 70 cm
add. 2 x 40 x 60 cm

kind of wood	article no.	Size W/H/D in cm	type of frame	inner/ outer finish
oak heartw.Umato	7170-0637	W 58 H 87,5 D 56,5 SH 45	wood, healthy sitting	Fabric
				Leather



Carver **Nila**, wooden chair frame
with upholstered seat and back
with elastic active padding



Measures
for fabric/ leather

seat: 65 x 65 cm
back: 2 x 60 x 50 cm

kind of wood	article no.	Size W/H/D in cm	type of frame	inner/ outer finish
oak heartw.Umato	7170-0696	W 56 H 87 D 58,5 SH 45	wood, healthy sitting	Fabric
				Leather



THE ADVANTAGES:

- The seat can move in any direction.
- Improves your health.
- Strengthens your back muscles.
- The movements relieve the strain on spinal disks and encourage blood flow.
- Your back is taken care of.

Due to the design, the LED strips are not interchangeable, as they are firmly attached to carrier profiles such as e.g. aluminum profiles and must be glued. In this way, we guarantee a consistently long service life for our lights. We reserve the right to make technical changes to the model and dimensions! Models protected by law! Due to different designs and functions, the dimensions specified on the order confirmation may vary slightly in individual cases.



When ordering combinable covers, always state:
cover 1: seat back
cover 2: seat front



chair **Lasse** with metal frame
 with upholstered seat and back
 with elastic active padding (healthy seating)



Measures
 for fabric/ leather

kind of wood	article no.	Size W/H/D in cm	type of frame	inner/ outer finish	
oak heartw.Umato	7170-1621	W 60 H 91 D 63 SH 49	wood, healthy sitting	fabric 1/fabric 2	
				fabric 1/ leather 2	
				leather 1/fabric 2	
				leather 1/leather 2	



carver **Lasse** with metal frame
 with upholstered seat and back
 with elastic active padding (healthy seating)



Measures
 for fabric/ leather

kind of wood	article no.	Size W/H/D in cm	type of frame	inner/ outer finish	
oak heartw.Umato	7170-1622	W 60 H 91 D 63 SH 49	wood, healthy sitting	fabric 1/fabric 2	
				fabric 1/ leather 2	
				leather 1/fabric 2	
				leather 1/leather 2	



chair **Lasse** with metal frame
 with upholstered seat and back
 with turn-back-rot. 180°

Measures
 for fabric/ leather

kind of wood	article no.	Size W/H/D in cm	type of frame	inner/ outer finish	
oak heartw.Umato	7170-1624	W 60 H 91 D 63 SH 49	wood, turn-back-rotation 180°	fabric 1/fabric 2	
				fabric 1/ leather 2	
				leather 1/fabric 2	
				leather 1/leather 2	



carver **Lasse** with metal frame
 with upholstered seat and back
 with turn-back-rot. 180°

Measures
 for fabric/ leather

kind of wood	article no.	Size W/H/D in cm	type of frame	inner/ outer finish	
oak heartw.Umato	7170-1625	W 60 H 91 D 63 SH 49	wood, turn-back-rotation 180°	fabric 1/fabric 2	
				fabric 1/ leather 2	
				leather 1/fabric 2	
				leather 1/leather 2	

Due to the design, the LED strips are not interchangeable, as they are firmly attached to carrier profiles such as e.g. aluminum profiles and must be glued. In this way, we guarantee a consistently long service life for our lights. We reserve the right to make technical changes to the model and dimensions! Models protected by law! Due to different designs and functions, the dimensions specified on the order confirmation may vary slightly in individual cases.



Coffee table
Glass plate parsolbronze
End grain timber block with drawer
Floor plate wood anthracite



rolls
For items:
1402/1403/1405
article no. 1400

kind of wood	article no.	Size W/H/D in cm	Price
oak heartw.Umato	7170-1402	L 120 W 70 H 45	6,396,-




Coffee table
wooden top plate, adjustable in height
End grain timber block with flap
Floor plate wood anthracite



rolls
For items:
1402/1403/1405
article no. 1400

kind of wood	article no.	Size W/H/D in cm	Price
oak heartw.Umato	7170-1403	L 105 W 75 H 45	



Coffee table
rotating glass top (ESG) parsolbronze
pilar reef wood
Floor plate wood anthracite



rolls
For items:
1402/1403/1405
article no.1400

kind of wood	article no.	Size W/H/D in cm	Price
oak heartw.Umato	7170-1405	L 110 W 70 H 45	

Sustainability now starts in your home.

Due to the design, the LED strips are not interchangeable, as they are firmly attached to carrier profiles such as e.g. aluminum profiles and must be glued. In this way, we guarantee a consistently long service life for our lights. We reserve the right to make technical changes to the model and dimensions! Models protected by law! Due to different designs and functions, the dimensions specified on the order confirmation may vary slightly in individual cases.

Coffee tables

oak heartw.Umato brushed

Model no. **7170- CAYA**


item list 2023




Coffee table
Table top with application satinised glass
1 drawer

lighting for drawer
battery operated, not rechargeable
article no. 0122 Price

This luminaire contains built in LED-lamps that cannot be changed.
Energy efficiency category G
Halemeier 10000122, 3290201



kind of wood	article no.	Size in cm
oak heartw.Umato Application satinised glass anthracite	7170-0446	L 105 W 75 H 46
oak heartw.Umato Application satinised glass white	7170-0447	L 105 W 75 H 46



Coffee table
Glass plate parsolbrunze
End grain timber block with flap
Base plate wood anthracite



kind of wood	article no.	Size W/H/D in cm
oak heartw.Umato	7170-0481	L 125 W 75 H 46



Due to the design, the LED strips are not interchangeable, as they are firmly attached to carrier profiles such as e.g. aluminum profiles and must be glued. In this way, we guarantee a consistently long service life for our lights. We reserve the right to make technical changes to the model and dimensions! Models protected by law! Due to different designs and functions, the dimensions specified on the order confirmation may vary slightly in individual cases.

Tips for long-term enjoyment of our natural wood furniture & leather covers

- All surfaces should be treated with care.
- Do not place any sharp-edged, hot or damp objects on the wooden surfaces.
- Spilled liquids should be cleaned up quickly before moisture can soak into the wood.
- Clean the surfaces with a dry or slightly damp soft cloth.
- Then rub the surfaces dry. No moisture should remain on the surface.
- Please do not use cleaning agents.



Seit über 100 Jahren produzieren wir unsere Möbel im eigenen Land und bekennen uns damit klar zum Wirtschaftsstandort Deutschland.



oak heartw.Umato brushed

For the production of our core oak Umato surface, boards are first selected from the core area of the oak trunk. These core boards show the typical features such as core cracks and wing knots. The sorted goods are then stored in a special chamber for several days before drying and are subjected to a smoking process there. This colors the wood throughout and give it an even dark colour. The character of old oak beams emerges.

AUSGEZEICHNET



NACHHALTIG

SUSTAINABLE ENERGY

Heating with wood residues from production saves 300,000 liters of heating oil each year, thus avoiding around 950 tons of CO₂. 3,800 PV modules on the roofs of the production halls generate 1,080,000 kWh of electricity per year. This avoids over 700 tons of CO₂ emissions every year.

SUSTAINABLE RAW MATERIALS

The wood for our furniture comes 100% from sustainably managed forestry. A new one is planted for every tree used for production. That corresponds to around 7,000 trees a year.

SUSTAINABLE WATER MANAGEMENT

The construction of a circular system is planned for sustainable groundwater extraction: rainwater will be collected over a large area and fed back into the groundwater via a trickle.

SUSTAINABLE CORPORATE STRUCTURES

As a family-run company, we have been producing in Beelen for 110 years and will soon be in the fourth generation. Our employees have been with the company for an average of 26 years.

Due to the design, the LED strips are not interchangeable, as they are firmly attached to carrier profiles such as e.g. aluminum profiles and must be glued. In this way, we guarantee a consistently long service life for our lights. We reserve the right to make technical changes to the model and dimensions! Models protected by law! Due to different designs and functions, the dimensions specified on the order confirmation may vary slightly in individual cases.



Sustainable raw materials

We only harvest our solid wood from sustainably managed forests and we use special water-based paints that protect the environment.



Made in Germany since 1911

We are the third generation to produce in Münsterland and are committed to the quality concept „Made in Germany“.



Experienced staff

We employ more than 100 employees who are not only well trained, but also enjoy working for us and have been loyal to us for a long time.



Climate-friendly production

Hartmann uses **solar energy** for electricity, heats the production halls with **leftover wood**, reuses **water** and is committed to the **1.5-degree UN target** in the furniture industry's climate pact.




Health & security

Our solid wood furniture is particularly **low in pollutants**, has an **antibacterial** effect and complies with all legal safety standards.



Longevity

Nothing is more sustainable than buying furniture only once. This is ensured by their timeless design, the care for wood and leather and their reparability.



Tree planting project

When it comes to **sustainability**, Hartmann shows **full transparency**. We plant a new tree for every tree used in production.



hartmann
Von der Natur empfohlen.

furnplan

ScanPrix

PLANUM[®]
FURNITURE

Planum, Inc
Swedesford Corporate Center
619 B Swedesford Road
Frazer, PA 19355

Tel : 610/251-2120
Tel : 800/343-0042
Fax : 610/251-2290

email info@planumfurniture.com
visit us planumfurniture.com

CAYA

Wardrobes

**solid oak heartwood Umato
with brushed surface**

EFFECTIVE JANUARY 1, 2023



Sustainable raw materials

We only harvest our solid wood from sustainably managed forests and we use special water-based paints that protect the environment.



Made in Germany since 1911

We are the third generation to produce in Münsterland and are committed to the quality concept „**Made in Germany**“.



Experienced staff

We employ more than 100 employees who are not only well trained, but also enjoy working for us and have been loyal to us for a long time.



Climate-friendly production

Hartmann uses **solar energy** for electricity, heats the production halls with **leftover wood**, reuses **water** and is committed to the **1.5-degree UN target** in the furniture industry's climate pact.



Health & security

Our solid wood furniture is particularly **low in pollutants**, has an **antibacterial** effect and complies with all legal safety standards.



Longevity

Nothing is more sustainable than buying furniture only once. This is ensured by their timeless design, the care for wood and leather and their repairability.



Tree planting project

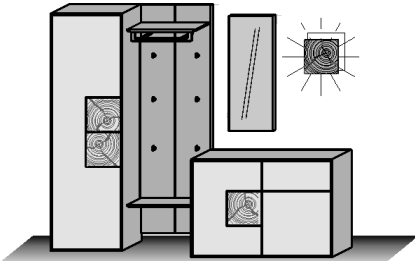
When it comes to **sustainability**, Hartmann shows **full transparency**. We plant a new tree for every tree used in production.

Comb. No. 100

Application satinised glass white
Combination consisting of:

- 1 x 0065 1 x 4115
- 1 x 9061 1 x 1035
- 1 x 5042

Size W/H/D in cm **235 / 196 / 39**



Extras	Art. no.	
shelf lighting	9731	_____
mirror lighting	9661	_____

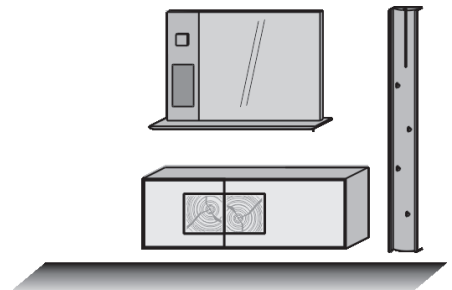
Comb. No. 102

Application satinised glass white
Combination consisting of:

- 1 x 2145 1 x 5021
- 1 x 5111

Size W/H/D in cm **181 / 186 / 39**

Extras	Art. no.	
concealed lighting	9711	_____
Wardrobe lighting	9741	_____
panel lighting	9822	_____



Due to the design, the LED strips are not interchangeable, as they are firmly attached to carrier profiles such as e.g. aluminum profiles and must be glued. In this way, we guarantee a consistently long service life for our lights. We reserve the right to make technical changes to the model and dimensions! Models protected by law! Due to different designs and functions, the dimensions specified on the order confirmation may vary slightly in individual cases.



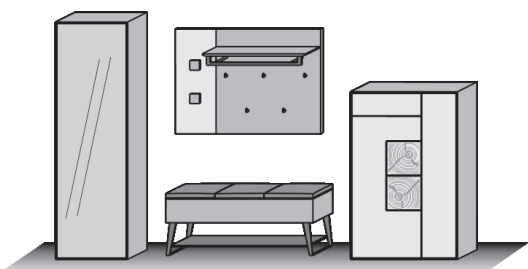
Comb. No. 104

Application satinised glass white
Combination consisting of:

1 x 0069 1 x 5125
1 x 3121 1 x 7145

Size W/H/D in cm 285 / 196 / 39/41

Extras	Art. no.	
panel lighting	9812	_____
shelf lighting	9721	_____



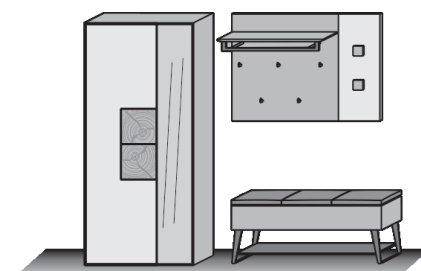
Comb. No. 106

Application satinised glass white
Combination consisting of:

1 x 0095 1 x 5126
1 x 3121

Size W/H/D in cm 216 / 196 / 39/41

Extras	Art. no.	
panel lighting	9812	_____
shelf lighting	9721	_____



Due to the design, the LED strips are not interchangeable, as they are firmly attached to carrier profiles such as e.g. aluminum profiles and must be glued. In this way, we guarantee a consistently long service life for our lights. We reserve the right to make technical changes to the model and dimensions! Models protected by law! Due to different designs and functions, the dimensions specified on the order confirmation may vary slightly in individual cases.

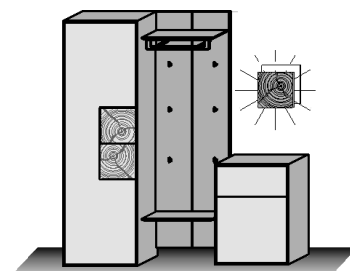
Comb. No. 110

Application satinised glass white
Combination consisting of:

- 1 x 0065 1 x 4066
- 1 x 9061 1 x 1035

Size W/H/D in cm **177 / 196 / 39**

Extras	Art. no.
shelf lighting	9731



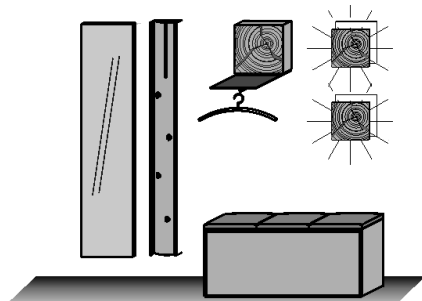
Comb. No. 112

Combination consisting of:

- 1 x 8041 2 x 1035
- 1 x 5021 1 x 3125
- 1 x 1050

Size W/H/D in cm **202 / 186 / 41**

Extras	Art. no.
Wardrobe lighting	9741
concealed lighting	9751
mirror lighting	9663



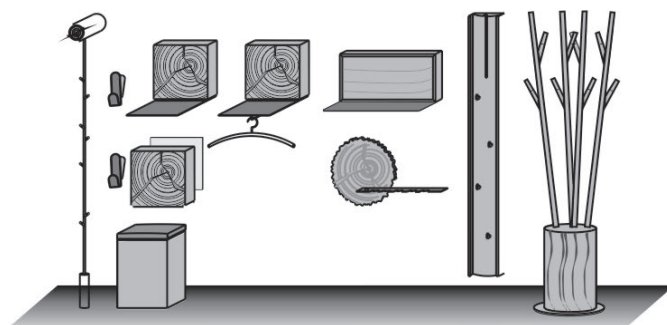
Comb. No. 115 - showroom suggestion

Combination consisting of:

- 1 x 9011 1 x 1035
- 1 x 3041 1 x 5021
- 2 x 1020 1 x 9059
- 1 x 1050 1 x 1051
- 1 x 1059 1 x 1069

Size W/H/D in cm **272 / 206 / 57**

Extras	Art. no.
lighting bark	9862
Wardrobe lighting	9741
Accu	2x 0147



Due to the design, the LED strips are not interchangeable, as they are firmly attached to carrier profiles such as e.g. aluminum profiles and must be glued. In this way, we guarantee a consistently long service life for our lights. We reserve the right to make technical changes to the model and dimensions! Models protected by law! Due to different designs and functions, the dimensions specified on the order confirmation may vary slightly in individual cases.

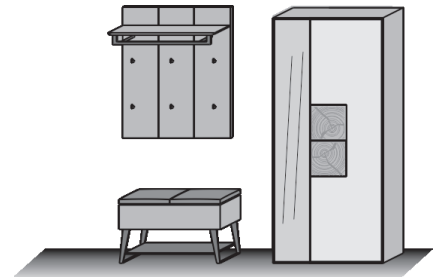
Comb. No. 122

Application satinised glass white
Combination consisting of:

1 x 0096 1 x 5101
1 x 3081

Size W/H/D in cm 191 / 196 / 39/41

Extras	Art. no.
shelf lighting	9721



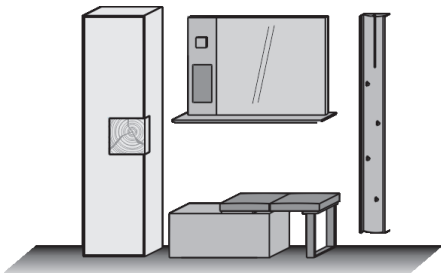
Comb. No. 124

Application satinised glass white
Combination consisting of:

1 x 0045 1 x 5111
1 x 3084 1 x 5021

Size W/H/D in cm 225 / 196 / 39

Extras	Art. no.
panel lighting	9822
Wardrobe lighting	9741



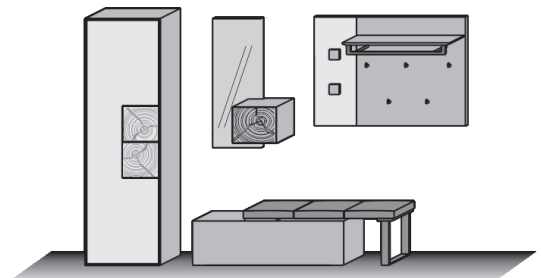
Comb. No. 126

Application satinised glass white
Combination consisting of:

1 x 0065 1 x 1060
1 x 3124 1 x 5125
1 x 5041

Size W/H/D in cm 278 / 196 / 39

Extras	Art. no.
mirror lighting	9662
panel lighting	9812
shelf lighting	9721



Unique nature finds its way into your home.

Due to the design, the LED strips are not interchangeable, as they are firmly attached to carrier profiles such as e.g. aluminum profiles and must be glued. In this way, we guarantee a consistently long service life for our lights. We reserve the right to make technical changes to the model and dimensions! Models protected by law! Due to different designs and functions, the dimensions specified on the order confirmation may vary slightly in individual cases.

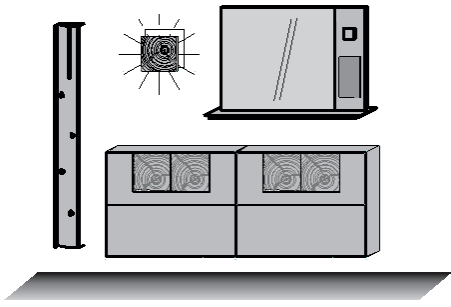
Comb. No. 128

Application satinised glass white
Combination consisting of:

2 x 4095 1 x 1035
1 x 5112 1 x 5021

Size W/H/D in cm

231 / 196 / 20



Extras	Art. no.	
panel lighting	9822	
Wardrobe lighting	9741	
separator for shoes	8009	

Comb. No. 130

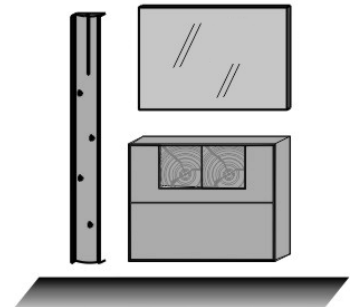
Application satinised glass white
Combination consisting of:

1 x 4095 1 x 2103
1 x 5021

Size W/H/D in cm

133 / 186 / 20

Extras	Art. no.	
Wardrobe lighting	9741	
mirror lighting	9666	
separator for shoes	8009	

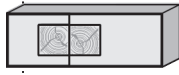


Due to the design, the LED strips are not interchangeable, as they are firmly attached to carrier profiles such as e.g. aluminum profiles and must be glued. In this way, we guarantee a consistently long service life for our lights. We reserve the right to make technical changes to the model and dimensions! Models protected by law! Due to different designs and functions, the dimensions specified on the order confirmation may vary slightly in individual cases.

Cabinet

1 door satinised glass white with end grain timber
1 flap satinised glass white with end grain timber
2 wooden shelves

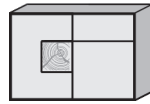
extra: conc. lighting
1 x 9711



Size in cm W 146 H 50 D 39
Art. no. 2145

Cabinet

1 door satinised glass white with end grain timber
1 door satinised glass white
1 drawer satinised glass white
2 wooden shelves



Size in cm W 117,5 H 81 D 39
Art. no. 4115

cupboard for shoes

1 flap satinised glass white with end grain timber
and basket for shoes
1 flap satinised glass white with basket for shoes

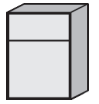
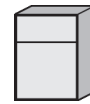
extra: shoe separator
1 x 8009



Size in cm W 98 H 88 D 20
Art. no. 4095

Cabinet le./ ri.

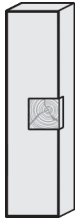
1 door satinised glass white
1 drawer satinised glass white
1 wooden shelf



Size in cm W 60 H 81 D 39
Art. no. 4065 le. 4066 ri.

Cabinet le./ ri.

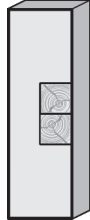
Carcase glass white
1 door satinised glass white
1 drawer end grain timber
2 fixed wooden shelves
2 wooden shelves



Size in cm W 49,5 H 196 D 39
Art. no. 0045 le. 0046 ri.

Cabinet le./ ri.

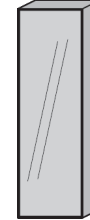
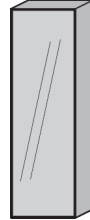
1 door satinised glass white with end grain timber
1 pull-out wardrobe
1 pull-out wardrobe
1 fixed wooden shelf
1 wooden shelf



Size in cm W 60 H 196 D 39
Art. no. 0065 le. 0066 ri.

Cabinet le./ ri.


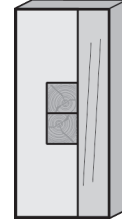
1 mirror door
1 pull-out wardrobe
1 fixed wooden shelf
1 wooden shelf



Size in cm W 60 H 196 D 39
Art. no. 0069 le. 0070 ri.

Cabinet le./ ri.

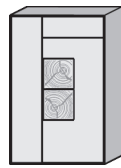
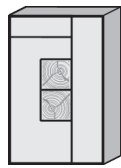
1 door satinised glass white with end grain timber
1 mirror door
1 pull-out wardrobe
2 fixed /5 wooden shelves



Size in cm W 88,5 H 196 D 39
Art. no. 0095 le. 0096 ri.

Cabinet le./ ri.

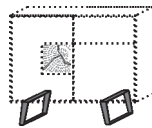
1 door satinised glass white with end grain timber
1 door satinised glass white
1 drawer satinised glass white
5 wooden shelves



Size in cm W 88,5 H 138 D 39
Art. no. 7145 le. 7146 ri.

Pair of supports, metal anthracite

For items:
4065
4066
4115

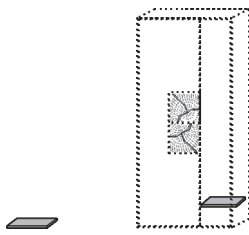


Size in cm W 5 H 24,5 D 36
Art. no. 1046



wooden shelf

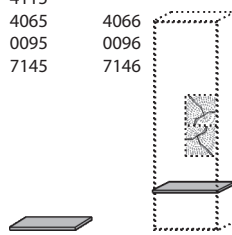
For items:
0095 0096
7145 7146



Size in cm W 27 H 2 D 32
Art. no. 1000

wooden shelf

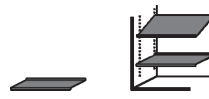
For items:
0063 0064
0065 0066
0069 0070
4115
4065 4066
0095 0096
7145 7146



Size in cm W 57 H 2 D 32
Art. no. 1001

metal shelf

For items:
0063 0064
0065 0066
0069 0070
4115
4065 4066
0095 0096
7145 7146



Size in cm W 57 H 1,5 D 31
Art. no. 1011

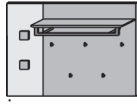


Due to the design, the LED strips are not interchangeable, as they are firmly attached to carrier profiles such as e.g. aluminum profiles and must be glued. In this way, we guarantee a consistently long service life for our lights. We reserve the right to make technical changes to the model and dimensions! Models protected by law! Due to different designs and functions, the dimensions specified on the order confirmation may vary slightly in individual cases.

Wardrobe
back wood with
Application satinised glass white
2 wardrobes
1 fixed wooden shelf
5 hooks

extra: panel lighting
1 x 9812

extra: shelf
lighting
1 x 9721

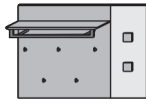


Size in cm W 117,5 H 86,5 D 35
Art. no. 5125 le.

Wardrobe
back wood with
Application satinised glass white
2 wardrobes
1 fixed wooden shelf
5 hooks

extra: panel lighting
1 x 9812

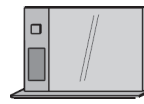
extra: shelf
lighting
1 x 9721



Size in cm W 117,5 H 86,5 D 35
Art. no. 5126 ri.

Wall panel
Mirror with appl. wood
1 shelf
1 metal board
3 magnets

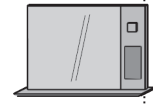
extra: panel lighting
1 x 9822



Size in cm W 117,5 H 79 D 17,5
Art. no. 5111

Wall panel
Mirror with appl. wood
1 shelf
1 metal board
3 magnets

extra: panel lighting
1 x 9822



Size in cm W 117,5 H 79 D 17,5
Art. no. 5112

Wardrobe
back panel wood
1 shelf for hats
2 wardrobes
6 hooks

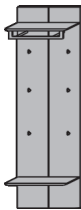
extra: shelf
lighting
1 x 9721



Size in cm W 87 H 104,5 D 35
Art. no. 5101

Wardrobe
back panel wood
1 shelf for hats
1 shelf
1 wardrobe
6 hooks

extra: shelf
lighting
1 x 9731

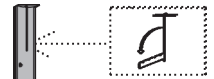


Size in cm W 58 H 183,5 D 35
Art. no. 9061



Wardrobe
back panel reef oak
1 pull-out hook
4 hooks

extra: wardrobe lighting
1 x 9741



Size in cm W 20 H 174 D 6
Art. no. 5021

standing wardrobe
1 tree trunk
4 metal branches anthr.
with wooden hook



Size in cm Ø 45 H 178
Art. no. 9059

Wardrobe
1 rope with hooks
of wood



Size in cm W 12 H 197 D 22
Art. no. 9011

wardrobe hook
metal wardrobe hook
with wood application



Size in cm W 3,5 H 14 D 6
Art. no. 1020



product information:



Care advices:



Due to the design, the LED strips are not interchangeable, as they are firmly attached to carrier profiles such as e.g. aluminum profiles and must be glued. In this way, we guarantee a consistently long service life for our lights. We reserve the right to make technical changes to the model and dimensions! Models protected by law! Due to different designs and functions, the dimensions specified on the order confirmation may vary slightly in individual cases.

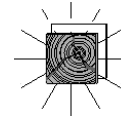
Wardrobe
metal shelf an hook anthracite




Wall panel
metal shelf anthracite



Wall lighting
Application white
7,92 Watt



This luminaire contains built in LED-lamps that cannot be changed.
Energy efficiency category G
HARTMANN 71491035, 71401035



Size in cm W 28 H 32 D 32
Art. no. 1050

Size in cm W 28 H 29 D 32
Art. no. 1051

Size in cm W 33 H 33 D 4,5
Art. no. 1035

shelf for keys
tree cross section
incl. concealed lighting
1 shelf metal anthracite
1 wooden bowl

This luminaire contains built in LED-lamps that cannot be changed. Energy efficiency category F



extra: accu
1 x 0147
runtime
ca.12 h

rack with bark
metal rack with backfront bark and
metal shelf anthr.



extra: lighting bark
1 x 9862

extra: accu
1 x 0147

runtime
ca. 21 h



Size in cm W 60 H 36 D 20
Art. no. 1069

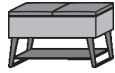
Size in cm W 58 H 29 D 32
Art. no. 1059

Price



Due to the design, the LED strips are not interchangeable, as they are firmly attached to carrier profiles such as e.g. aluminum profiles and must be glued. In this way, we guarantee a consistently long service life for our lights. We reserve the right to make technical changes to the model and dimensions! Models protected by law! Due to different designs and functions, the dimensions specified on the order confirmation may vary slightly in individual cases.

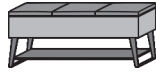
Bench
1 open up cushion flap
1 shelf metal anthracite
2 metal feet



Size in cm W 79,5 H 48,5 D 41

Art. no. 3081 Fabric

Bench
1 open up cushion flap
1 shelf metal anthracite
2 metal feet



Size in cm W 118 H 48,5 D 41

Art. no. 3121 Fabric

Bench
1 cushioned plate
1 wooden flap
1 wooden shelf



Size in cm W 118 H 50 D 41

Art. no. 3125 Fabric

Stool on wheels
1 cushioned plate
1 wooden door
1 wooden shelf

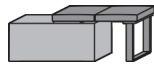


Size in cm W 34 H 50 D 35

Art. no. 3041 Fabric

extra: lighting
1 x 9751

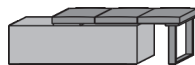
Bench tree trunk
1 adjustable upholstered plate
1 wooden flap
1 metal foot
Foot can be used right and left



Size in cm W 85/120 H 45 D 35

Art. no. 3084 Fabric

Bench tree trunk
1 adjustable upholstered plate
1 wooden flap
1 wooden shelf
1 metal foot
Foot can be used right and left

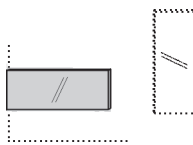


Size in cm W 125/160 H 45 D 35

Art. no. 3124 Fabric



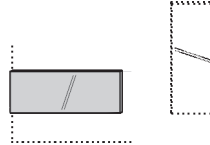
Mirror



Size in cm W 95 H 37 D 2

Art. no. 2102

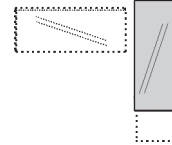
Mirror



Size in cm W 102,5 H 38,5 D 2

Art. no. 2101

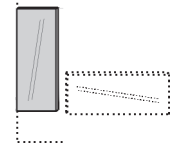
Mirror



Size in cm W 38,5 H 102,5 D 2

Art. no. 5041

Mirror



Size in cm W 37 H 95 D 2

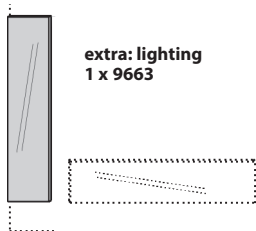
Art. no. 5042

The mirrors could be fixed horizontal and vertical.

extra: lighting
1 x 9662

extra: lighting
1 x 9661

Mirror



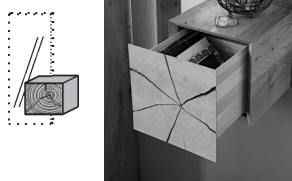
Size in cm W 38,5 H 173 D 2

Art. no. 8041

Storage space

1 drawer end grain timber

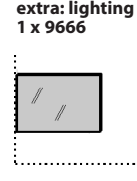
only in combination with mirrors
reversed only with surcharge



Size in cm W 28 H 28 D 30

Art. no. 1060

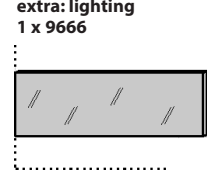
Mirror



Size in cm W 88 H 77,5 D 2

Art. no. 2103

Mirror



Size in cm W 186 H 77,5 D 2

Art. no. 2104

Due to the design, the LED strips are not interchangeable, as they are firmly attached to carrier profiles such as e.g. aluminum profiles and must be glued. In this way, we guarantee a consistently long service life for our lights. We reserve the right to make technical changes to the model and dimensions! Models protected by law! Due to different designs and functions, the dimensions specified on the order confirmation may vary slightly in individual cases.

mirror lighting
8,64 WattFor item:
5042This luminaire contains built in LED-lamps that cannot be changed. Energy efficiency category F
Halemeier 100092115, 4095211

Size in cm

H 95

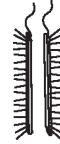
Art. no.

9661

mirror lighting
9,8 WattFor item:
5041This luminaire contains built in LED-lamps that cannot be changed. Energy efficiency category F
Halemeier 100092116, 4095212

H 102

9662

mirror lighting
16,32 WattFor item:
8041This luminaire contains built in LED-lamps that cannot be changed. Energy efficiency category F
Halemeier 100092117,

H 173

9663

conc. lighting 6,72 WattFor items:
2145This luminaire contains built in LED-lamps that cannot be changed. Energy efficiency category G
Halemeier 100092012, 3464911

W 144

9711

shelf lighting 6,24 WattFor items:
5101
5125
5126This luminaire contains built in LED-lamps that cannot be changed. Energy efficiency category G
Klebe 100095051, 32.892.020ww

Size in cm

W 68


Art. no.

9721

shelf lighting 3,84 WattFor items:
9061This luminaire contains built in LED-lamps that cannot be changed. Energy efficiency category G
Klebe 100095050, 32.892.010ww

W 39

9731

wardrobe lighting 16,32 WattFor items:
5021This luminaire contains built in LED-lamps that cannot be changed. Energy efficiency category G
Klebe 100092107, 35.544.203ww

H 170

9741

concealed lighting 5,28 WattFor items:
3125This luminaire contains built in LED-lamps that cannot be changed. Energy efficiency category G
Klebe 100097050, 32.889.000ww

W 114

9751

Panel lighting 0,96 WattFor items:
5125
5126This luminaire contains built in LED-lamps that cannot be changed. Energy efficiency category G
Klebe 10009712, 32.814.000ww

Size in cm

Art. no.

9812

Panel lighting 0,96 WattFor items:
5111
5112This luminaire contains built in LED-lamps that cannot be changed. Energy efficiency category G
Klebe 10009712, 32.814.000ww

9822

lighting bark5,28 Watt
For item:
1059

W 58

9862

mirror lighting7,2 Watt
For item:
2103
2104

H 77

9666

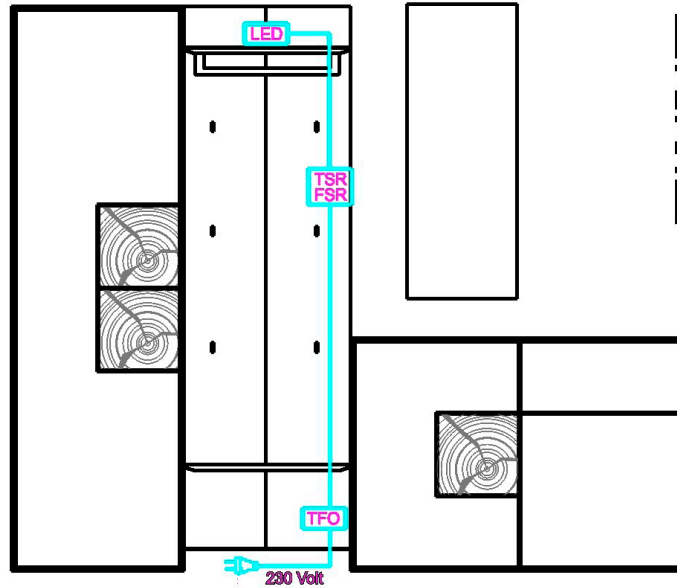
Due to the design, the LED strips are not interchangeable, as they are firmly attached to carrier profiles such as e.g. aluminum profiles and must be glued. In this way, we guarantee a consistently long service life for our lights. We reserve the right to make technical changes to the model and dimensions! Models protected by law! Due to different designs and functions, the dimensions specified on the order confirmation may vary slightly in individual cases.

Standard-Verkabelungsschema

Beispiel Garderobe V100

Weitere Verkabelungspläne finden Sie in der Montageanweisung

Assembly manual:



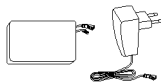
LED LED-Stripe / Spot	TFO Trafo mit Zuleitung	TSR Touchschalter (je nach Typ)
6-F 6-Fach Stecker	V.L.G. Verlängerungskabel	oder
		FSR Funkschalter (optional)

Sonderfall
 A: Stromzuleitung unter Putz: Trafo muss bauseits an 230V angeschlossen werden
 B: Stromleitung unter Putz per Wandschalter bauseitig geschaltet: Trafo muss bauseits an 230V angeschlossen werden. Touch- oder Funkschalter können entfallen

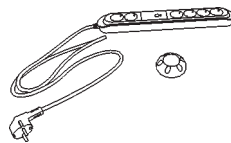
Accu
 consisting of:
 12V-Lithium-accu and charger

For items:
 1059
 1069

runtime depends on model



Multiple socket
 manual or pedal radio control
 2 sockets with steady current/
 4 sockets to be switched

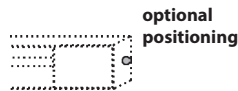


Size in cm

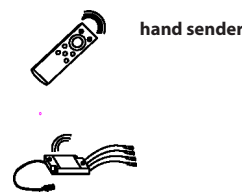
Art. no. 0147

0130

Touch switch
 with on-/off- and dimming function.
 To every order with lighting a touch switch is added without charge. All items have to be connected by cable.
 If you require individual switching, additional touch switches must be ordered for a charge.



4-channel remote control with 1 receiver
 - for controlling up to 4 channels (secondary)
 - Different dimming of the individual channels possible.
 - 1 transformer possible (max 30 W)



Additional receiver for remote control 0125
 necessary for:
 - Exceeding the transformer load (max 30 W)
 - spatial separation of the elements to be chopped, if they should or can not be connected with a cable.



Size in cm

W 2 H 2 D

Art. no. 0140

0125

0116

Due to the design, the LED strips are not interchangeable, as they are firmly attached to carrier profiles such as e.g. aluminum profiles and must be glued. In this way, we guarantee a consistently long service life for our lights. We reserve the right to make technical changes to the model and dimensions! Models protected by law! Due to different designs and functions, the dimensions specified on the order confirmation may vary slightly in individual cases.

Tips for long-term enjoyment of our natural wood furniture & leather covers

- All surfaces should be treated with care.
- Do not place any sharp-edged, hot or damp objects on the wooden surfaces.
- Spilled liquids should be cleaned up quickly before moisture can soak into the wood.
- Clean the surfaces with a dry or slightly damp soft cloth.
- Then rub the surfaces dry. No moisture should remain on the surface.
- Please do not use cleaning agents.



Seit über 100 Jahren produzieren wir unsere Möbel im eigenen Land und bekennen uns damit klar zum Wirtschaftsstandort Deutschland.



oak heartw.Umato brushed

For the production of our core oak Umato surface, boards are first selected from the core area of the oak trunk. These core boards show the typical features such as core cracks and wing knots. The sorted goods are then stored in a special chamber for several days before drying and are subjected to a smoking process there. This colors the wood throughout and give it an even dark colour. The character of old oak beams emerges.

AUSGEZEICHNET



NACHHALTIG

SUSTAINABLE ENERGY

Heating with wood residues from production saves 300,000 liters of heating oil each year, thus avoiding around 950 tons of CO₂. 3,800 PV modules on the roofs of the production halls generate 1,080,000 kWh of electricity per year. This avoids over 700 tons of CO₂ emissions every year.

SUSTAINABLE RAW MATERIALS

The wood for our furniture comes 100% from sustainably managed forestry. A new one is planted for every tree used for production. That corresponds to around 7,000 trees a year.

SUSTAINABLE WATER MANAGEMENT

The construction of a circular system is planned for sustainable groundwater extraction: rainwater will be collected over a large area and fed back into the groundwater via a trickle.

SUSTAINABLE CORPORATE STRUCTURES

As a family-run company, we have been producing in Beelen for 110 years and will soon be in the fourth generation. Our employees have been with the company for an average of 26 years.