



# hartmann

Von der Natur empfohlen.

furnplan

ScanPrix

## PLANUM®

FURNITURE

Planum, Inc  
Swedesford Corporate Center  
619 B Swedesford Road  
Frazer, PA 19355

Tel : 610/251-2120  
Tel : 800/343-0042  
Fax : 610/251-2290

email [info@planumfurniture.com](mailto:info@planumfurniture.com)  
visit us [planumfurniture.com](http://planumfurniture.com)

# KNUD

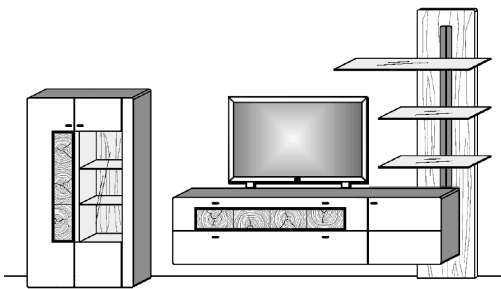
Living/ Dining room system  
Beech heartw.

surface brushed  
and lacquered

EFFECTIVE JANUARY 1, 2023

**Combi no. 20**

appl. back panel reef wood  
consisting of:  
1x 8186 1x 3218  
1x 0112



**Size W/H/D in cm**

**337 / 213 / 44**

**Extras**

**Art. no.**

conc. lighting for 0112

**9611**

conc. light for 8186

**9812**

**Combi no. 22**

appl. back panel reef wood  
consisting of:  
1x 8186 1x 3218  
1x 4171

**Size W/H/D in cm**

**363 / 189 / 44**

**Extras**

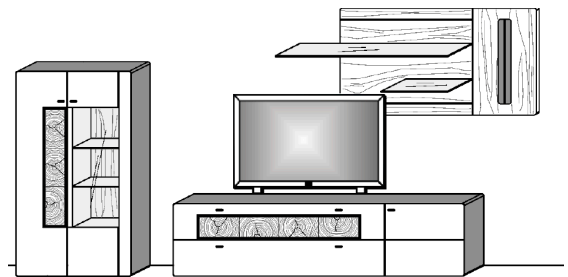
**Art. no.**

conc. light for 8186

**9812**

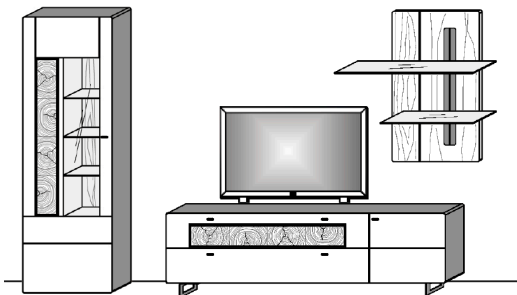
conc. lighting for 4171

**9613**



**Combi no. 24**

appl. back panel reef wood  
consisting of:  
1x 0073 1x 3218  
1x 1045 1x 6111



**Size W/H/D in cm**

**327 / 208 / 44**

**Extras**

**Art. no.**

conc. lighting for 0073

**9811**

conc. lighting for 6111

**9612**

**Combi no. 26**

appl. back panel reef wood  
consisting of:  
1x 8186 1x 3187  
1x 1045 1x 2162

**Size W/H/D in cm**

**343 / 184 / 44**

**Extras**

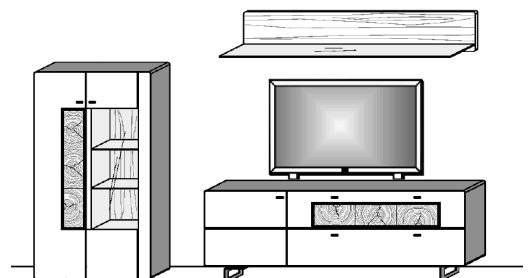
**Art. no.**

conc. light for 8186

**9812**

panel lighting for 2162

**9723**



Due to the design, the LED strips are not interchangeable, as they are firmly attached to carrier profiles such as e.g. aluminum profiles and must be glued. In this way, we guarantee a consistently long service life for our lights. We reserve the right to make technical changes to the model and dimensions! Models protected by law! Due to different designs and functions, the dimensions specified on the order confirmation may vary slightly in individual cases.

**Combi no. 28**

appl. back panel reef wood

consisting of:

1x 0073 1x 3218

1x 1045 1x 4171

**Size W/H/D in cm**

**343 / 208 / 44**

**Extras**

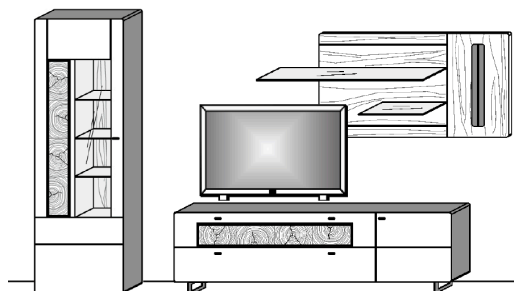
**Art. no.**

conc. lighting for 0073

**9811**

conc. lighting for 4171

**9613**



**Combi no. 30**

appl. back panel reef wood

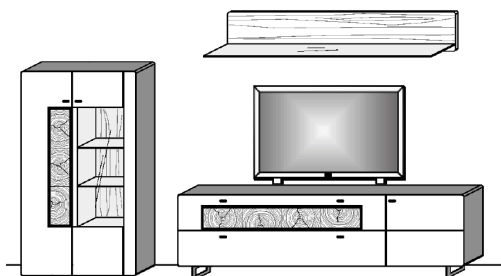
consisting of:

1x 8186 1x 3218

1x 1045 1x 2162

**Size W/H/D in cm**

**317 / 194 / 44**



**Extras**

**Art. no.**

conc. light for 8186

**9812**

panel lighting for 2162

**9723**



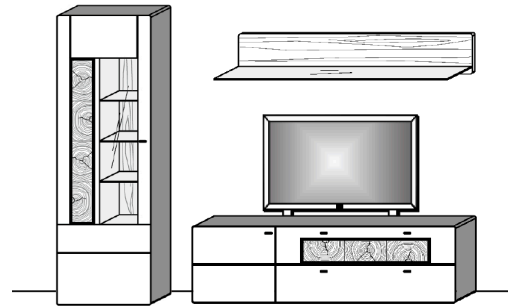
Due to the design, the LED strips are not interchangeable, as they are firmly attached to carrier profiles such as e.g. aluminum profiles and must be glued. In this way, we guarantee a consistently long service life for our lights. We reserve the right to make technical changes to the model and dimensions! Models protected by law! Due to different designs and functions, the dimensions specified on the order confirmation may vary slightly in individual cases.

**Combi no. 32**

appl. back panel reef wood  
consisting of:  
1x 0073 1x 3178  
1x 2162

**Size W/H/D in cm** **256 / 208 / 44**

Extras	Art. no.
conc. lighting for 0073	<b>9811</b>
panel lighting for 2162	<b>9723</b>

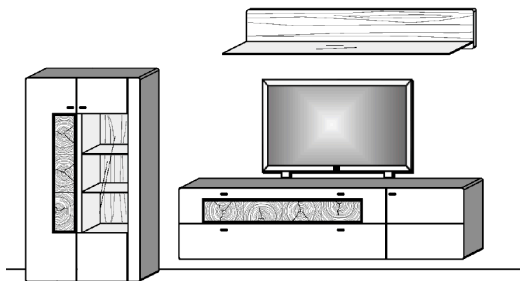


**Combi no. 34**

appl. back panel reef wood  
consisting of:  
1x 8186 1x 3218  
1x 2162

**Size W/H/D in cm** **317 / 194 / 44**

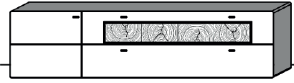
Extras	Art. no.
conc. light for 8186	<b>9812</b>
panel lighting for 2162	<b>9723</b>



Due to the design, the LED strips are not interchangeable, as they are firmly attached to carrier profiles such as e.g. aluminum profiles and must be glued. In this way, we guarantee a consistently long service life for our lights. We reserve the right to make technical changes to the model and dimensions! Models protected by law! Due to different designs and functions, the dimensions specified on the order confirmation may vary slightly in individual cases.

**Lowboard le.**  
Carcase anthracite  
1 wooden door  
1 doubledrawer  
with end grain timber  
1 doubledrawer  
1 cable channel in top plate

can be installed standing  
or hanging

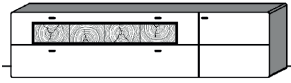


Size in cm W 211 H 54 D 44

Art. no. **3217 le.**

**Lowboard ri.**  
Carcase anthracite  
1 doubledrawer  
with end grain timber  
1 doubledrawer  
1 wooden door  
1 cable channel in top plate

can be installed standing  
or hanging

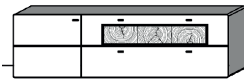


Size in cm W 211 H 54 D 44

Art. no. **3218 ri.**

**Lowboard le.**  
Carcase anthracite  
1 wooden door  
1 drawer  
with end grain timber  
1 drawer  
1 cable channel in top plate

can be installed standing  
or hanging

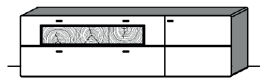


Size in cm W 182 H 53 D 44

Art. no. **3187 le.**

**Lowboard ri.**  
Carcase anthracite  
1 drawer  
with end grain timber  
1 drawer  
1 wooden door  
1 cable channel in top plate

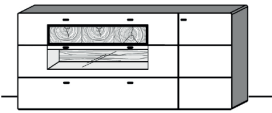
can be installed standing  
or hanging



Size in cm W 182 H 53 D 44

Art. no. **3188 ri.**

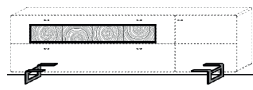
**Sideboard**  
Carcase anthracite  
back reef beech  
1 drawer  
with end grain timber  
1 wooden flap with glass  
1 drawer  
1 wooden door **extra: lighting**  
1 wooden shelf **1 x 9721**  
2 fixed wooden shelves



Size in cm W 182 H 82 D 44

Art. no. **4182**

**Pair of supports metal anthracite**  
For items:  
3217/3218  
3187/3188  
4182/6161

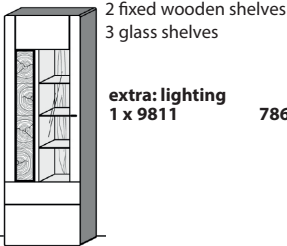


Size in cm W 12 H 13 D 41

Art. no. **1045**



**Display cabinet le.**  
Carcase anthracite  
back reef beech  
1 wooden-/ glass door  
with end grain timber  
2 fixed wooden shelves  
3 glass shelves



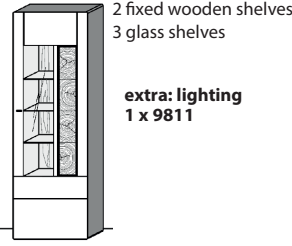
**extra: lighting**  
1 x 9811

786,-

Size in cm W 67 H 208 D 38

Art. no. **0073 le.**

**Display cabinet ri.**  
Carcase anthracite  
back reef beech  
1 wooden-/ glass door  
with end grain timber  
2 fixed wooden shelves  
3 glass shelves



**extra: lighting**  
1 x 9811

Size in cm W 67 H 208 D 38

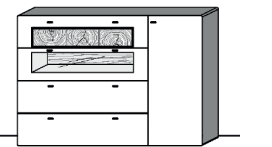
Art. no. **0074 ri.**



Deutsche Bundesstiftung Umwelt

When it comes to **sustainability**, Hartmann shows **full transparency**. We plant a new tree for every tree used in production.

**Highboard**  
Carcase anthracite  
back reef beech  
1 drawer  
with end grain timber  
1 wooden flap with glass  
2 drawers **extra: lighting**  
1 wooden door **1 x 9722**  
1 fixed wooden shelf  
2 wooden shelves

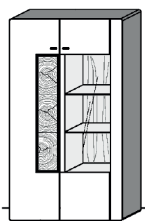


Size in cm W 163 H 117 D 44

Art. no. **6161**

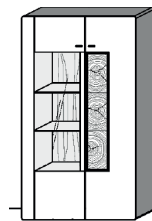
**Highboard le./ ri.**  
Carcase anthracite  
back reef beech  
1 wooden door  
with end grain timber  
1 wooden-/ glass door  
3 wooden shelves  
2 wooden shelves  
2 glass shelves

**extra: lighting**  
1 x 9812



Size in cm W 86 H 155 D 38

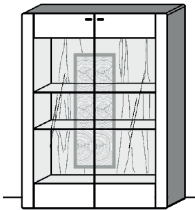
Art. no. **8186 le.**



Size in cm W 86 H 155 D 38

Art. no. **8187 ri.**

**Highboard**  
Carcase anthracite  
back reef beech  
2 wooden-/ glass doors  
1 fixed wooden shelf  
2 glass shelves **extra: lighting**  
**1 x 9614**



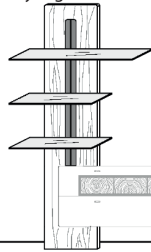
Size in cm W 115 H 146 D 38

Art. no. **7111**

Due to the design, the LED strips are not interchangeable, as they are firmly attached to carrier profiles such as e.g. aluminum profiles and must be glued. In this way, we guarantee a consistently long service life for our lights. We reserve the right to make technical changes to the model and dimensions! Models protected by law! Due to different designs and functions, the dimensions specified on the order confirmation may vary slightly in individual cases.

**Panel le.**  
back reef beech  
3 glass shelves

only together with lowboard



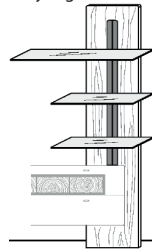
extra: lighting  
1 x 9611

Size in cm W 106 H 211 D 23

Art. no. 0111 le.

**Panel ri.**  
back reef beech  
3 glass shelves

only together with lowboard



extra: lighting  
1 x 9611

Size in cm W 106 H 211 D 23

Art. no. 0112 ri.

**Wall panel**  
back reef beech  
1 glass shelf

extra: panel lighting  
1x9723

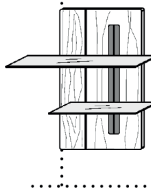


Size in cm W 168 H 29 D 23

Art. no. 2162

**Wall panel**  
wooden back panel brushed  
application reef beech  
2 glass shelves  
1 profile bar anthr.

extra: lighting  
1 x 9612

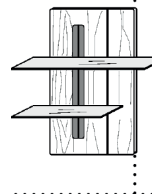


Size in cm W 106 H 115 D 23

Art. no. 6111

**Wall panel**  
wooden back panel brushed  
application reef beech  
2 glass shelves  
1 profile bar anthr.

extra: lighting  
1 x 9612

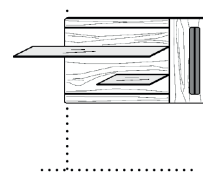


Size in cm W 106 H 115 D 23

Art. no. 6112

**Wall panel**  
wooden back panel brushed  
application reef beech  
2 glass shelves  
1 profile bar anthr.

extra: lighting  
1 x 9613

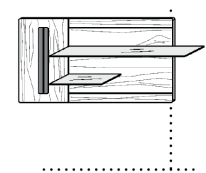


Size in cm W 170 H 77 D 23

Art. no. 4171

**Wall panel**  
wooden back panel brushed  
application reef beech  
2 glass shelves  
1 profile bar anthr.

extra: lighting  
1 x 9613



Size in cm W 170 H 77 D 23

Art. no. 4172



Hartmann furniture was „organic“ even before there was a seal: At the end of the 1980s, the company was able to successfully establish itself in the new market segment of „fully solid organic furniture“. Until today, its furniture stands for **durability, sustainable innovations and real originals from nature.**

Due to the design, the LED strips are not interchangeable, as they are firmly attached to carrier profiles such as e.g. aluminum profiles and must be glued. In this way, we guarantee a consistently long service life for our lights. We reserve the right to make technical changes to the model and dimensions! Models protected by law! Due to different designs and functions, the dimensions specified on the order confirmation may vary slightly in individual cases.



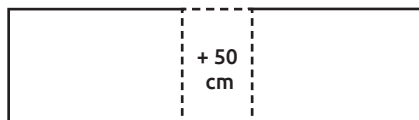
article no.	Size W/H/D in cm	weight in kg	persons
5580-1586	L 160/210 W 95 H 76	129	6-8
5580-1587	L 190/240 W 95 H 76	131	8-10
5580-1588	L 50	10	+2



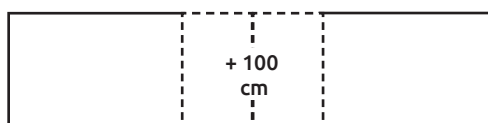
Dining table with middle extension  
wooden frame anthr. with wooden appl.  
application reef beech  
Floor plate metal anthracite

**Customizations**  
Customization not possible!

**optional:**  
conc. LED-lighting  
with charger and cable  
article no. 0139 Price 1,008,-






Standard: one extension included






Optional: max. 2 extensions possible



Due to the design, the LED strips are not interchangeable, as they are firmly attached to carrier profiles such as e.g. aluminum profiles and must be glued. In this way, we guarantee a consistently long service life for our lights. We reserve the right to make technical changes to the model and dimensions! Models protected by law! Due to different designs and functions, the dimensions specified on the order confirmation may vary slightly in individual cases.



ANNI				
Chair Anni	kind of wood	article no.	inner/ outer finish	
	Beech heartw.	5580-0632	<b>Fabric</b>	
		<b>type of frame</b> wood healthy seating	<b>Leather</b>	
		The chair with active padding can be locked. Then the chair does not move.		<b>Size W/H/D in cm</b> W 52 H 79 D 62 SH 49
		Measures for fabric/ leather  Fabric 140 x 125 cm  Leather 2,25 m <sup>2</sup>		

Carver Anni				
Carver Anni	kind of wood	article no.	inner/ outer finish	
	Beech heartw.	5580-0633	<b>Fabric</b>	
		<b>type of frame</b> wood healthy seating	<b>Leather</b>	
		The chair with active padding can be locked. Then the chair does not move.		<b>Size W/H/D in cm</b> W 61 H 79 D 62 SH 49
		Measures for fabric/ leather  Fabric 140 x 145 cm  Leather 2,60 m <sup>2</sup>		

**When ordering combinable covers, always state:  
cover 1: seat back  
cover 2: seat front**



Current leather/fabric collection:		
Leather:	12 brown	22 cognac
	13 grey	23 atlantic blue
	16 black	26 sahara
	21 dark green	
Fabrics:	55 marine	70 dark blue
	58 grey	71 graphite
	67 hazelnut	72 khaki
	68 shark grey	73 sand
	69 ivory	74 middle grey
		75 dark sand
		76 light brown
		77 olive
		92 bown
		97 anthracite

RICARDA				
Chair Ricarda	article no.	inner/ outer finish		
	5580-1700	<b>fabric 1/fabric 2</b>		
		<b>type of frame</b> Metal anthracite turn-back-rot. 180°	<b>fabric 1/ leather 2</b>	
			<b>leather 1/fabric 2</b>	
			<b>leather 1/leather 2</b>	
			<b>Size W/H/D in cm</b> W 55 H 91 D 61 SH 49	
		Measures for fabric/ leather  2,5 m <sup>2</sup>		

Due to the design, the LED strips are not interchangeable, as they are firmly attached to carrier profiles such as e.g. aluminum profiles and must be glued. In this way, we guarantee a consistently long service life for our lights. We reserve the right to make technical changes to the model and dimensions! Models protected by law! Due to different designs and functions, the dimensions specified on the order confirmation may vary slightly in individual cases.



# Coffee table

Beech heartw.  
surface brushed and lacquered

Model no. **5580- KNUD**

price list 22/23

**Coffee table**  
topplate adjustable in height  
base plate & pillar wood anthr.  
drawer front & rear panel sandblasted  
carcass brushed  
1 drawer  
1 niche




◆ adjustable in height

<b>Size in cm</b>	W 110 H 48/63 D 70
<b>Art. no.</b>	1422



## Extras

**concealed lighting:**  
For items:  
0111/0112




<b>Size in cm</b>	H 2x 124
<b>Art. no.</b>	9611

**concealed lighting:**  
For items:  
6111/6112




<b>Size in cm</b>	H 2x 86
<b>Art. no.</b>	9612

**concealed lighting:**  
For items:  
4171/4172



<b>Size in cm</b>	H 2x 57
<b>Art. no.</b>	9613

**concealed lighting:**  
For item:  
7111



<b>Size in cm</b>	W 21 H 83
<b>Art. no.</b>	9614

**concealed lighting**  
For item:  
4182



<b>Size in cm</b>	W 121
<b>Art. no.</b>	9721

**concealed lighting**  
For item:  
6161




<b>Size in cm</b>	W 111
<b>Art. no.</b>	9722

**panel lighting**  
For item:  
2162



<b>Size in cm</b>	W 160
<b>Art. no.</b>	9723

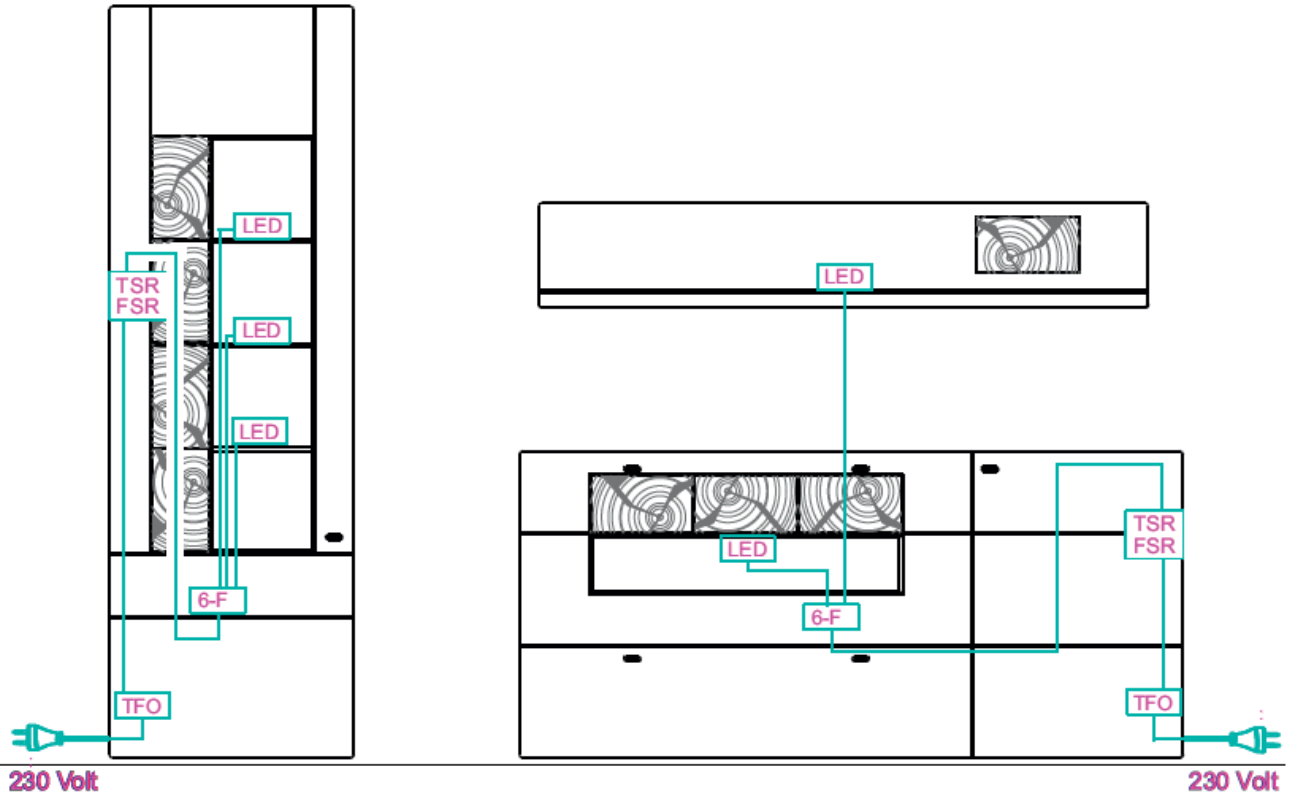
**concealed lighting**  
For items:  
0073/0074



<b>Size in cm</b>	H 2x 113
<b>Art. no.</b>	9811

Due to the design, the LED strips are not interchangeable, as they are firmly attached to carrier profiles such as e.g. aluminum profiles and must be glued. In this way, we guarantee a consistently long service life for our lights. We reserve the right to make technical changes to the model and dimensions! Models protected by law! Due to different designs and functions, the dimensions specified on the order confirmation may vary slightly in individual cases.

Standard-Verkabelungsschema




**concealed lighting**  
For items:  
8186/8187

**Touch switch**  
with on-/off- and dimming function.  
To every order with lighting a touch switch is added without charge. All items have to be connected by cable. If you require individual switching, additional touch switches must be ordered for a charge.

**4-channel remote control with 1 receiver**  
- 1 transformator possible (max 30 W)  
- for controlling up to 4 channels (secondary)  
- Different dimming of the individual channels possible.

**Additional receiver for remote control 0118**  
necessary for:  
- Exceeding the transformer load (max 30 W)  
- spatial separation of the elements to be chopped, if they should or can not be connected with a cable.



hand sender



receiver



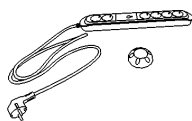
Size in cm	H 2x 85
Art. no.	9812

Art. no.	0140
----------	------

Art. no.	0118
----------	------

Art. no.	0116
----------	------

**Multiple socket remote control**  
2 sockets with steady current/  
4 sockets to be switched



Size in cm	
Art. no.	0130



**Climate-friendly production**

Hartmann uses **solar energy** for electricity, heats the production halls with **leftover wood**, reuses **water** and is committed to the **1.5-degree UN target** in the furniture industry's climate pact.

Due to the design, the LED strips are not interchangeable, as they are firmly attached to carrier profiles such as e.g. aluminum profiles and must be glued. In this way, we guarantee a consistently long service life for our lights. We reserve the right to make technical changes to the model and dimensions! Models protected by law! Due to different designs and functions, the dimensions specified on the order confirmation may vary slightly in individual cases.



**Beech heartw.**


Our beech wood is made of the heart of the beech trunk with a partially cut pith. The brownish colored edge of the pith characterizes the character of the core boards. Beech heartwood is a hardwood with a tendency to „work“ easily even after professional processing. The surface of the beech wood remains relatively colour-stable, but can become yellowish depending on the intensity of sunlight.




**Reef beech**

In order to preserve the character of a wooden surface that has been marked by wind and weather, the wooden surfaces are first blasted with a special granulate. This removes the soft parts of the wood's surface, making it extremely rough. With a brushing machine and by hand, these surfaces are smoothed and covered with water-based paint and wax.


**Current leather/fabric collection:**




leather 12 Brown




leather 13 Grey




leather 16 Black




leather 21 Dark Green




leather 22 Cognac




leather 23 Atlantic Blue




leather 26 Sahara



fabric 55 Marine



fabric 58 Grey



fabric 67 Hazelnut



fabric 68 Shark Grey



fabric 69 Ivory




fabric 70 Dark Blue




Fabric 71 Graphite




fabric 72 Khaki




fabric 73 Beige




fabric 74 Medium Grey




fabric 75 Dark Beige



fabric 76 Light Brown



fabric 77 Olive Green



fabric 92 Brown




fabric 97 Anthracite

Due to the design, the LED strips are not interchangeable, as they are firmly attached to carrier profiles such as e.g. aluminum profiles and must be glued. In this way, we guarantee a consistently long service life for our lights. We reserve the right to make technical changes to the model and dimensions! Models protected by law! Due to different designs and functions, the dimensions specified on the order confirmation may vary slightly in individual cases.



### Sustainable raw materials

We only harvest our solid wood from sustainably managed forests and we use special water-based paints that protect the environment.



### Made in Germany since 1911

We are the third generation to produce in Münsterland and are committed to the quality concept „**Made in Germany**“.



### Experienced staff

We employ more than 100 employees who are not only well trained, but also enjoy working for us and have been loyal to us for a long time.



### Climate-friendly production

Hartmann uses **solar energy** for electricity, heats the production halls with **leftover wood**, reuses **water** and is committed to the **1.5-degree UN target** in the furniture industry's climate pact.




### Health & security

Our solid wood furniture is particularly **low in pollutants**, has an **antibacterial** effect and complies with all legal safety standards.



### Longevity

Nothing is more sustainable than buying furniture only once. This is ensured by their timeless design, the care for wood and leather and their reparability.



### Tree planting project

When it comes to **sustainability**, Hartmann shows **full transparency**. We plant a new tree for every tree used in production.

AUSGEZEICHNET



NACHHALTIG

#### **SUSTAINABLE ENERGY**

Heating with wood residues from production saves 300,000 liters of heating oil each year, thus avoiding around 950 tons of CO<sub>2</sub>. 3,800 PV modules on the roofs of the production halls generate 1,080,000 kWh of electricity per year. This avoids over 700 tons of CO<sub>2</sub> emissions every year.

#### **SUSTAINABLE RAW MATERIALS**

The wood for our furniture comes 100% from sustainably managed forestry. A new one is planted for every tree used for production. That corresponds to around 7,000 trees a year.

#### **SUSTAINABLE WATER MANAGEMENT**

The construction of a circular system is planned for sustainable groundwater extraction: rainwater will be collected over a large area and fed back into the groundwater via a trickle.

#### **SUSTAINABLE CORPORATE STRUCTURES**

As a family-run company, we have been producing in Beelen for 110 years and will soon be in the fourth generation. Our employees have been with the company for an average of 26 years.



**Trust is good.**

**Quality is Hartmann.**

When you buy new Hartmann solid wood furniture, we grant you, as the first buyer, a two-year guarantee and additional 3 years as an expression of your confidence in the quality of our products.

Simply register within 3 months of receipt of goods and activate your warranty certificate at:

[www.moebel-hartmann.com/warranty](http://www.moebel-hartmann.com/warranty)

### **Tips for long-term enjoyment of our natural wood furniture & leather covers**

- All surfaces should be treated with care.
- Do not place any sharp-edged, hot or damp objects on the wooden surfaces.
- Spilled liquids should be cleaned up quickly before moisture can soak into the wood.
- Clean the surfaces with a dry or slightly damp soft cloth.
- Then rub the surfaces dry. No moisture should remain on the surface.
- Please do not use cleaning agents.