



hartmann

PLANUM[®]
F U R N I T U R E

Planum, Inc
Swedesford Corporate Center
619 B Swedesford Road
Frazer, PA 19355

Tel : 610/251-2120
Tel : 800/343-0042
Fax : 610/251-2290

email info@planumfurniture.com
visit us planumfurniture.com

YONNA

Living/ Dining room system
Oak heartw. natural

with brushed surface
and lacquered

EFFECTIVE JANUARY 1, 2023

Combi no. 20

Combination consisting of:

1 x 2191W 1 x 2162W
1 x 0132

Combi no. 20 SV

Combination consisting of:

1 x 2191W 1 x 2161W
1 x 0131

shows Combi no. 20

Size W/H/D in cm

323 / 202 / 39/24

Extras

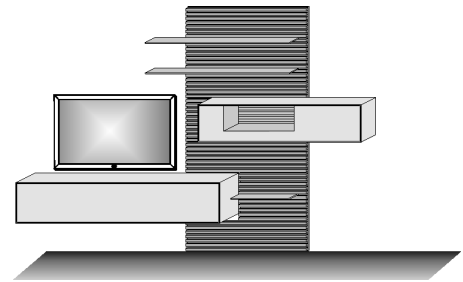
Art. no.

concealed lighting

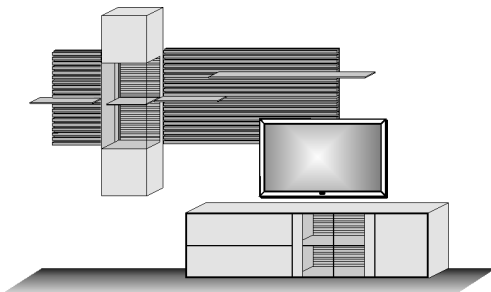
9611

panel lighting

9641



shows Combi no. 22



Combi no. 22

Combination consisting of:

1 x 8041W 1 x 4051
1 x 4162 1 x 3221w

Combi no. 22 SV

Combination consisting of:

1 x 8042W 1 x 4052
1 x 4161 1 x 3222W

Size W/H/D in cm

334 / 215 / 49/24

Extras

Art. no.

concealed lighting

9621

concealed lighting

9623

panel lighting

9624

panel lighting

9642

Combi no. 24

Combination consisting of:

1 x 3213 1 x 1161
1 x 2162w 1 x 1045

Combi no. 24 SV

Combination consisting of:

1 x 3213 1 x 1045
1 x 2161W 1 x 1161

shows Combi no. 24

Size W/H/D in cm

342 / 185 / 49/24

Extras

Art. no.

concealed lighting

9611

panel lighting

9612

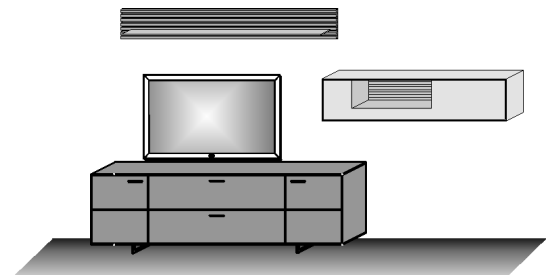
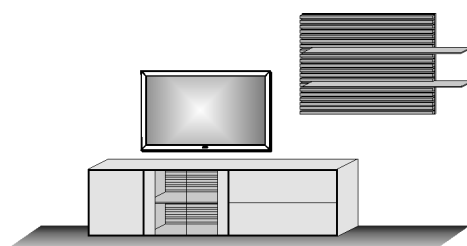


Bild zeigt Kombination V26



Combi no. 26

Combination consisting of:

1 x 3222W
1 x 4132

Combi no. 26 SV

Combination consisting of:

1 x 3221W
1 x 4131

Size W/H/D in cm

302 / 180 / 49/24

Extras

Art. no.

concealed lighting

9621

panel lighting

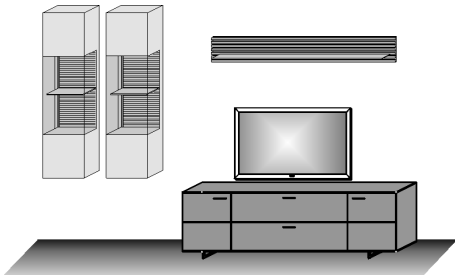
9643

Due to the design, the LED strips are not interchangeable, as they are firmly attached to carrier profiles such as e.g. aluminum profiles and must be glued. In this way, we guarantee a consistently long service life for our lights. We reserve the right to make technical changes to the model and dimensions! Models protected by law! Due to different designs and functions, the dimensions specified on the order confirmation may vary slightly in individual cases.

Combi no. 28

Combination consisting of:

- 1 x 8041W 1 x 8042W
- 1 x 3213 1 x 1045
- 1 x 1161



Size W/H/D in cm **318 / 196 / 49/24**

Extras	Art. no.	
concealed lighting	2 x 9623	
panel lighting	9612	

Combi no. 30

Combination consisting of:

- 1 x 3222W 1 x 1045
- 1 x 2162W 1 x 1161

Combi no. 28 SV

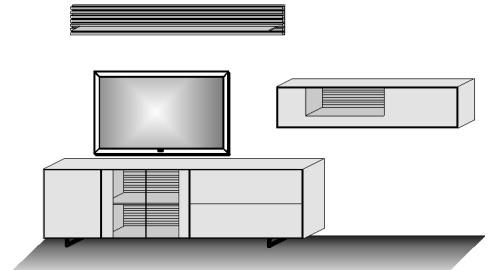
Combination consisting of:

- 1 x 3221W 1 x 1045
- 1 x 2161W 1 x 1161

Size W/H/D in cm **353 / 185 / 49/24**

Extras	Art. no.	
concealed lighting	9611	
panel lighting	9612	
concealed lighting	9621	

shows Combi no. 230



Combi no. 32

Combination consisting of:

- 1 x 4051 1 x 8041W
- 1 x 4162 1 x 3213
- 1 x 1045

Combi no. 32 SV

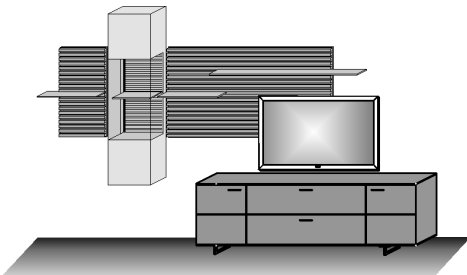
Combination consisting of:

- 1 x 4052 1 x 8042W
- 1 x 4161 1 x 3213
- 1 x 1045

Size W/H/D in cm **323 / 215 / 49/24**

Extras	Art. no.	
concealed lighting	9623	
panel lighting	9624	
panel lighting	9642	

Bild zeigt Kombination V32



Combi no. 34

Combination consisting of:

- 1 x 3222W 1 x 1045
- 1 x 1161 1 x 7034

Combi no. 34 SV

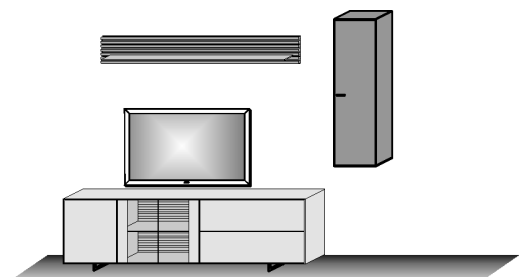
Combination consisting of:

- 1 x 3221W 1 x 1045
- 1 x 1161 1 x 7033

Size W/H/D in cm **276 / 208 / 49/39**

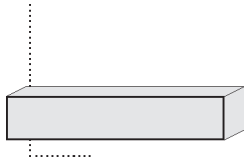
Extras	Art. no.	
panel lighting	9612	
concealed lighting	9621	

Bild zeigt Kombination V34



Due to the design, the LED strips are not interchangeable, as they are firmly attached to carrier profiles such as e.g. aluminum profiles and must be glued. In this way, we guarantee a consistently long service life for our lights. We reserve the right to make technical changes to the model and dimensions! Models protected by law! Due to different designs and functions, the dimensions specified on the order confirmation may vary slightly in individual cases.

Wall hung lowboard
White lacquer
1 flap
1 cable outlet
1 shelf



Size in cm W 192 H 38 D 39
Art. no. 2191W

Lowboard
1 wooden flap
1 wooden door
1 cable outlet



Size in cm W 211 H 42 D 49
Art. no. 2215

Lowboard
1 wooden flap
1 wooden door
1 cable outlet



Size in cm W 211 H 42 D 49
Art. no. 2216

Wooden shelf
For items:
2215
2216



Size in cm W 69,5 H 2 D 35
Art. no. 0751

Lowboard
2 wooden doors
1 drawer
1 flap
1 fixed wooden shelf
2 wooden shelves



Size in cm W 211 H 61 D 49
Art. no. 3213

Lowboard
White lacquer
1 flap / 1 drawer
2 wooden-/ glass doors/1 door
1 glass shelf
1 wooden shelf
1 cable outlet
1 back panel with slats
1 mirror shelf **extra: conc. lighting 1 x 9621**



Size in cm W 213 H 61 D 49
Art. no. 3221W

Lowboard
White lacquer
1 flap / 1 drawer
2 wooden-/ glass doors/1 door
1 glass shelf
1 wooden shelf
1 cable outlet
1 back panel with slats
1 mirror shelf **extra: conc. lighting 1 x 9621**



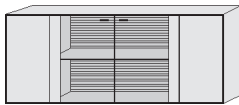
Size in cm W 213 H 61 D 49
Art. no. 3222W

Pair of supports
Metal anthracite
For items:
2215 2216
3213
3221W 3222W
4201W
7102
6161W



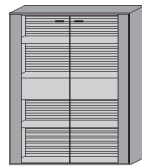
Size in cm W 12 H 13 D 41
Art. no. 1045

Sideboard
White lacquer
2 doors
2 wooden-/ glass doors
1 glass shelf
2 wooden shelves
1 back panel with slats
1 mirror shelf **extra: conc. lighting 1 x 9622**



Size in cm W 203 H 80 D 44
Art. no. 4201W

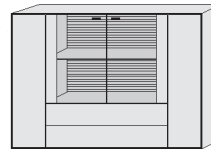
Highboard
2 wooden-/ glass doors
1 internal wooden cube
incl. drawer
2 glass shelves
1 back panel with slats



Size in cm W 106 H 138 D 44
Art. no. 7102

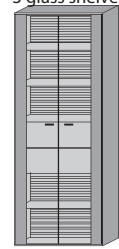
extra: conc. lighting 1 x 9631

Highboard
White lacquer
2 wooden-/ glass doors
2 doors / 1 drawer
1 glass shelf
4 wooden shelves
1 back panel with slats
1 mirror shelf **extra: conc. lighting 1 x 9625**



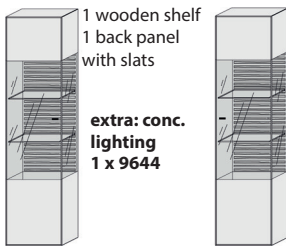
Size in cm W 165 H 119 D 44
Art. no. 6161W

Display cabinet
2 wooden-/ glass doors
1 internal wooden cube
with 2 drawers
3 glass shelves
1 back panel with slats **extra: conc. lighting 1 x 9632**



Size in cm W 77 H 205 D 39
Art. no. 0082

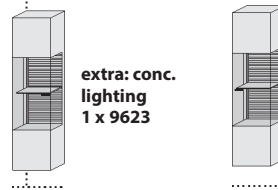
Display cabinet le.
White lacquer
1 wooden-/ glass door
2 glass shelves
1 mirror shelf



Size in cm W 48 H 205 D 44
Art. no. 0051W le. 0052W ri.

extra: conc. lighting 1 x 9644

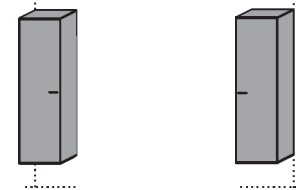
Wall unit le./ ri.
White lacquer
1 wooden-/ glass door
1 fixed wooden shelf
1 glass shelf
1 mirror shelf
1 back panel with slats



Size in cm W 38,5 H 154 D 39
Art. no. 8041W le. 8042W ri.

extra: conc. lighting 1 x 9623

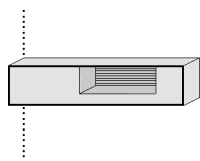
Wall unit le./ ri.
White lacquer
1 wooden door
1 fixed wooden shelf
2 wooden shelves



Size in cm W 38,5 H 136 D 39
Art. no. 7033 le. 7034 ri.

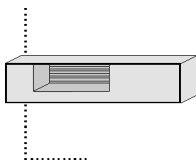
Due to the design, the LED strips are not interchangeable, as they are firmly attached to carrier profiles such as e.g. aluminum profiles and must be glued. In this way, we guarantee a consistently long service life for our lights. We reserve the right to make technical changes to the model and dimensions! Models protected by law! Due to different designs and functions, the dimensions specified on the order confirmation may vary slightly in individual cases.

Wall unit
White lacquer
1 flap with glass cutout
1 mirror shelf
1 back panel with slats
extra: conc. lighting
1 x 9611



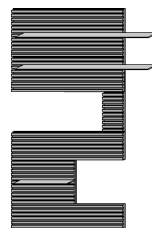
Size in cm W 155 H 38 D 39
Art. no. **2161W**

Wall unit
White lacquer
1 flap with glass cutout
1 mirror shelf
1 back panel with slats
extra: conc. lighting
1 x 9611



Size in cm W 155 H 38 D 39
Art. no. **2162W**

Panel with slats
back panel with slats
3 glass shelves



extra: panel lighting
1 x 9641

Size in cm W 130 H 200 D 24
Art. no. **0131**

Panel with slats
back panel with slats
3 glass shelves



extra: panel lighting
1 x 9641

Size in cm W 130 H 200 D 24
Art. no. **0132**

Panel with slats
back panel with slats
1 glass shelf



extra: panel lighting
1 x 9624

Size in cm W 48 H 78 D 24
Art. no. **4051**

Panel with slats
back panel with slats
1 glass shelf



extra: panel lighting
1 x 9624

Size in cm W 48 H 78 D 24
Art. no. **4052**

Panel with slats
back panel with slats
1 glass shelf



extra: panel lighting
1 x 9612

Size in cm W 163 H 24 D 24
Art. no. **1161**


Panel with slats
back panel with slats
1 glass shelf



extra: panel lighting
1 x 9613

Size in cm W 125 H 24 D 24
Art. no. **1121**

Panel with slats
back panel with slats
2 glass shelves



extra: panel lighting
1 x 9642

Size in cm W 163 H 78 D 24
Art. no. **4161**


Panel with slats
back panel with slats
2 glass shelves



extra: panel lighting
1 x 9642

Size in cm W 163 H 78 D 24
Art. no. **4162**


Panel with slats
back panel with slats
2 glass shelves



extra: panel lighting
1 x 9643

Size in cm W 130 H 78 D 24
Art. no. **4131**

Panel with slats
back panel with slats
2 glass shelves



extra: panel lighting
1 x 9643

Size in cm W 130 H 78 D 24
Art. no. **4132**

Panel with slats
back panel with slats
4 variable shelves metal anthracite



extra: panel lighting
1 x 9711

extra: shelf lighting
2 x 9712

Size in cm W 77 H 200 D 26
Art. no. **0071**

Panel with slats
back panel with slats



extra: panel lighting
1 x 9711

Size in cm W 77 H 200 D 7
Art. no. **0072**

Metal shelf
Metal anthracite
variable use
For items:
0071
0072



Size in cm W 38 H 19 D 20
Art. no. **1841**


































Metal shelf angle
Metal anthracite
variable use
For items:
0071
0072



extra: shelf lighting
1 x 9712


Size in cm W 58 H 12 D 14
Art. no. **1861**

Due to the design, the LED strips are not interchangeable, as they are firmly attached to carrier profiles such as e.g. aluminum profiles and must be glued. In this way, we guarantee a consistently long service life for our lights. We reserve the right to make technical changes to the model and dimensions! Models protected by law! Due to different designs and functions, the dimensions specified on the order confirmation may vary slightly in individual cases.

	<p>concealed lighting 2,64 Watt For items: 2161W 2162W</p> <p>This luminaire contains built in LED-lamps that cannot be changed. Energy efficiency category F</p> 	<p>panel lighting 7,2 Watt For items: 1161</p> <p>This luminaire contains built in LED-lamps that cannot be changed. Energy efficiency category F</p> 	<p>panel lighting 5,28 Watt For items: 1121</p> <p>This luminaire contains built in LED-lamps that cannot be changed. Energy efficiency category F</p> 	<p>concealed lighting 6,72 Watt For items: 3221W 3222W</p> <p>This luminaire contains built in LED-lamps that cannot be changed. Energy efficiency category F</p> 
Size in cm	W 59	W 153	W 115	W 2x75
Art. no.	9611	9612	9613	9621
	<p>concealed lighting 9,6 Watt For items: 4201W</p> <p>This luminaire contains built in LED-lamps that cannot be changed. Energy efficiency category F</p> 	<p>concealed lighting 2,4 Watt For items: 8041W 8042W</p> <p>This luminaire contains built in LED-lamps that cannot be changed. Energy efficiency category F</p> 	<p>panel lighting 3,36 Watt For items: 4051 4052</p> <p>This luminaire contains built in LED-lamps that cannot be changed. Energy efficiency category F</p> 	<p>concealed lighting 7,68 Watt For items: 6161W</p> <p>This luminaire contains built in LED-lamps that cannot be changed. Energy efficiency category F</p> 
Size in cm	W 2x103	W 2x34	W 2x38	W 2x84
Art. no.	9622	9623	9624	9625
	<p>concealed lighting 19,2 Watt For items: 7102</p> <p>This luminaire contains built in LED-lamps that cannot be changed. Energy efficiency category F</p>    	<p>concealed lighting 18,72 Watt For items: 0082 luminaire contains built in LED-lamps that cannot be changed. Energy efficiency category F</p>     	<p>panel lighting 16,56 Watt For items: 0131 0132</p> <p>This luminaire contains built in LED-lamps that cannot be changed. Energy efficiency category F</p>     	<p>panel lighting 12,48 Watt For items: 4161 4162</p> <p>This luminaire contains built in LED-lamps that cannot be changed. Energy efficiency category F</p>    
Size in cm	W 4x101	W 6x72	W 3x91, 2x48	W 2x91, 2x48
Art. no.	9631	9632	9641	9642
	<p>panel lighting 12,24 Watt For items: 4131 4132</p> <p>This luminaire contains built in LED-lamps that cannot be changed. Energy efficiency category F</p>   	<p>panel lighting 3,6 Watt For items: 0071 0072</p> <p>This luminaire contains built in LED-lamps that cannot be changed. Energy efficiency category F</p> 	<p>shelf lighting 2,64 Watt For items: 1861</p> <p>This luminaire contains built in LED-lamps that cannot be changed. Energy efficiency category F</p> 	<p>concealed lighting 5,04 Watt For items: 0051W 0052W</p> <p>This luminaire contains built in LED-lamps that cannot be changed. Energy efficiency category F</p>  
Size in cm	W 3x91	W 77	W 56	W 3x38
Art. no.	9643	9711	9712	9644

Due to the design, the LED strips are not interchangeable, as they are firmly attached to carrier profiles such as e.g. aluminum profiles and must be glued. In this way, we guarantee a consistently long service life for our lights. We reserve the right to make technical changes to the model and dimensions! Models protected by law! Due to different designs and functions, the dimensions specified on the order confirmation may vary slightly in individual cases.

Touch switch
with on-/off- and dimming function. To every order with lighting a touch switch is added without charge. All items have to be connected by cable. If you require individual switching, additional touch switches must be ordered for a charge.



Size in cm

Art. no. **0140**

4-channel remote control with 1 receiver
- 1 transformer possible (max 30 W)
- for controlling up to 4 channels (secondary)
- Different dimming of the individual channels possible.



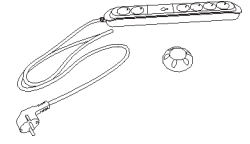
Art. no. **0118**

Additional receiver for remote control 0118
necessary for:
- Exceeding the transformer load (max 30 W)
- spatial separation of the elements to be chopped, if they should or can not be connected with a cable.



Art. no. **0116**

Multiple socket
manual or pedal radio control
2 sockets with steady current/
4 sockets to be switched



Art. no. **0130**

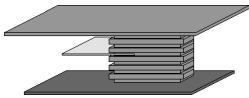
Dining tables



Dining table with head-extension
Metal anthracite

kind of wood	article no.	Size W/H/D in cm	type of frame	kind of edge	persons
Oak heartw. natural	8350-0524	L 160/260 W 88/95 H 76	4 feet frame	Swiss edge	6-10
Oak heartw. natural	8350-0525	L 190/290 W 88/95 H 76	4 feet frame	Swiss edge	8-12

Coffee table



Coffee table
pillar with slats
wooden top plate
glass plate parsolbronz
Floor plate wood anthracite

extra: rolls
1 x 1400

kind of wood	article no.	Size W/H/D in cm
Oak heartw. natural	8350-1413	L 120 W 70 H 45



Due to the design, the LED strips are not interchangeable, as they are firmly attached to carrier profiles such as e.g. aluminum profiles and must be glued. In this way, we guarantee a consistently long service life for our lights. We reserve the right to make technical changes to the model and dimensions! Models protected by law! Due to different designs and functions, the dimensions specified on the order confirmation may vary slightly in individual cases.