

# GATSBY COLLECTION

by ALEAL



**PLANUM**<sup>®</sup>  
FURNITURE

Planum, Inc  
Swedesford Corporate Center  
619 B Swedesford Road  
Frazer, PA 19355

Tel : 610/251-2120  
Tel : 800/343-0042  
Fax : 610/251-2290


email [info@planumfurniture.com](mailto:info@planumfurniture.com)  
visit us [planumfurniture.com](http://planumfurniture.com)

# ALEAL Finishes

## LACQUER FINISHES



LC01 BLACK



LC02 WHITE




LC07 BRICK RED



LC11 TOMATO RED



LC12 SLATE GRAY



LC13 IVORY



LC14 METALLIC GRAY



LC15 GRAY BEIGE




LC16 FOG GRAY



LC18 METALLIC TAUPE




LC19 CAMOUFLAGE



LC20 GUN METAL GRAY



LC21 MUSTARD YELLOW



LC22 ASH GRAY




LC23 SILVER GRAY



LC26 BURGANDY



LC27 RUBY



LC28 CAPPUCCINO



LC36 PEARL



LC37 PEWTER



LC38 PALOMINO




CHAMPAGNE



BRONZE



SILVER



GOLD

### Please Note:

- 1.) Custom RAL colors are acceptable, please add 10% upcharge (or minimum charge of \$260)
- 2.) Custom RAL colors need 60-120 day order delay.
- 3.) Is it the customers responsibility to send the sample of the desired color to Planum.
- 4.) Lastly all orders with custom colors will not be accepted as a return.

# ALEAL Finishes

POLISHED PAINTED STAINLESS STEEL



**COPPER**



**NICKEL NOIR**



**GOLD**

## MARBLE FINISHES



**M06**



**M07**



**M08**



**M09**



**M10**

# TABLE OF CONTENTS

	<u>PAGE #</u>
BEDROOM	5-8
DINING ROOM	9-10
VITRINE	10
HOME OFFICE	10
MEDIA CABINETS	11
OCCASIONAL	11-13

# Bedroom

## Description

Item No.

Finish

## Dimensions in Inches

W

H

D

**PLEASE NOTE:**

Metal Headboard sides, base and bedframe trim



**GATSBY Queen Size Bed w/ Slats**

Upholstered Headboard & Bed frame  
w/ Metal Accents

76 3/4"

56 1/4"

87 1/2"

<b>GATS-110/AB1</b>	Grade A/B
<b>GATS-110/CD1</b>	Grade C/D & COM
<b>GATS-110/E1</b>	Grade E/ Mastrotto Leather/ Ultrasuede
<b>GATS-110/SUP1</b>	<i>Superior Leather Grade SUP</i>
<b>GATS-110/NAB</b>	Nabuk Leather

C.O.M Requirement for 55"W  
plain fabric is 13 1/2 yards

**GATSBY King Size Bed w/ Slats**

Upholstered Headboard & Bed frame  
w/ Metal Accents

92 3/4"

56 1/4"

87 1/2"

<b>GATS-111/AB1</b>	Grade A/B
<b>GATS-111/CD1</b>	Grade C/D & COM
<b>GATS-111/E1</b>	Grade E/ Mastrotto Leather/ Ultrasuede
<b>GATS-111/SUP1</b>	<i>Superior Leather Grade SUP</i>
<b>GATS-111/NAB</b>	Nabuk Leather

C.O.M Requirement for 55"W  
plain fabric is 13 1/2 yards

**GATSBY California King Size Bed w/ Slats**

Upholstered Headboard & Bed frame  
w/ Metal Accents

88 3/4"

56 1/4"

91 3/8"

<b>GATS-112/AB1</b>	Grade A/B
<b>GATS-112/CD1</b>	Grade C/D & COM
<b>GATS-112/E1</b>	Grade E/ Mastrotto Leather/ Ultrasuede
<b>GATS-112/SUP1</b>	<i>Superior Leather Grade SUP</i>
<b>GATS-112/NAB</b>	Nabuk Leather

C.O.M Requirement for 55"W  
plain fabric is 13 1/2 yards

# Bedroom

## Description

## Dimensions in Inches

Item No.

Finish

W

H

D

**PLEASE NOTE:**

Metal Headboard sides



**GATSBY Queen Size Headboard Only**

Upholstered Headboard  
w/ Metal Accents

76 3/4"

56 1/4"

2"

<b>GATS-113/AB1</b>	Grade A/B
<b>GATS-113/CD1</b>	Grade C/D & COM
<b>GATS-113/E1</b>	Grade E/ Mastrotto Leather/ Ultrasuede
<b>GATS-113/SUP1</b>	Superior Leather Grade SUP
<b>GATS-113/NAB</b>	Nabuk Leather

C.O.M Requirement for 55"W  
plain fabric is 13 1/2 yards

**GATSBY King Size Headboard Only**

Upholstered Headboard  
w/ Metal Accents

92 3/4"

56 1/4"

2"

<b>GATS-114/AB1</b>	Grade A/B
<b>GATS-114/CD1</b>	Grade C/D & COM
<b>GATS-114/E1</b>	Grade E/ Mastrotto Leather/ Ultrasuede
<b>GATS-114/SUP1</b>	Superior Leather Grade SUP
<b>GATS-114/NAB</b>	Nabuk Leather

C.O.M Requirement for 55"W  
plain fabric is 13 1/2 yards

**GATSBY California King Size Headboard Only**

Upholstered Headboard  
w/ Metal Accents

88 3/4"

56 1/4"

2"

<b>GATS-115/AB1</b>	Grade A/B
<b>GATS-115/CD1</b>	Grade C/D & COM
<b>GATS-115/E1</b>	Grade E/ Mastrotto Leather/ Ultrasuede
<b>GATS-115/SUP1</b>	Superior Leather Grade SUP
<b>GATS-115/NAB</b>	Nabuk Leather

C.O.M Requirement for 55"W  
plain fabric is 13 1/2 yards

**Bedroom**

**Description**

**Dimensions in Inches**

Item No.	Finish	W	H	D
----------	--------	---	---	---

**GATSBY Night Stand**

w/ 2x Drawers  
 Upholstered Plain Sides  
 Lacquer Structure w/ Plaster Effect Fronts  
 Marble Top & Metal Accents

27 1/2"      23 5/8"      17 3/4"



<b>GATS-105/AB</b>	Grade A/B
<b>GATS-105/CD</b>	Grade C/D & COM
<b>GATS-105/E</b>	Grade E/ Mastrotto Leather/ Ultrasuede
<b>GATS-105/SUP</b>	<i>Superior Leather Grade SUP</i>
<b>GATS-105/NAB</b>	Nabuk Leather

<b>DEDUCT</b>	Lacquer Top
<b>DEDUCT</b>	Plain Drawer Fronts - No Plaster Effect

C.O.M Requirement for 55"W  
 plain fabric is 1 3/4 yards

**GATSBY Dresser**

w/ 3x Drawers  
 Upholstered Plain Sides  
 Lacquer Structure w/ Plaster Effect Fronts  
 Marble Top & Metal Accents

59"      34 5/8"      19 5/8"



<b>GATS-106/AB</b>	Grade A/B
<b>GATS-106/CD</b>	Grade C/D & COM
<b>GATS-106/E</b>	Grade E/ Mastrotto Leather/ Ultrasuede
<b>GATS-106/SUP</b>	<i>Superior Leather Grade SUP</i>
<b>GATS-106/NAB</b>	Nabuk Leather

<b>DEDUCT</b>	Lacquer Top
<b>DEDUCT</b>	Plain Drawer Fronts - No Plaster Effect

C.O.M Requirement for 55"W  
 plain fabric is 1 3/4 yards

**GATSBY Vanity Desk**

w/ 3x Drawers & 1x Door  
 Upholstered Plain Sides  
 Lacquer Structure w/ Plain Fronts  
 Metal Accents

55 1/8"      29 1/2"      19 5/8"



<b>GATS-107/AB</b>	Grade A/B
<b>GATS-107/CD</b>	Grade C/D & COM
<b>GATS-107/E</b>	Grade E/ Mastrotto Leather/ Ultrasuede
<b>GATS-107/SUP</b>	<i>Superior Leather Grade SUP</i>
<b>GATS-107/NAB</b>	Nabuk Leather

<b>UPCHARGE</b>	Drawer & Door Fronts w/ Plaster Effect
-----------------	--

<b>UPCHARGE</b>	Vanity Mirror - Lacquer w/ Metal Accents
-----------------	--

C.O.M Requirement for 55"W  
 plain fabric is 1 3/4 yards



**Bedroom**

**Description**

**Dimensions in Inches**

Item No.	Finish	W	H	D
----------	--------	---	---	---



**GATSBY Bedroom Bench**

Upholstered Pleated Sides  
w/ Metal Accents

63"

19 5/8"

27 1/2"

<b>GATS-108/AB</b>	Grade A/B
<b>GATS-108/CD</b>	Grade C/D & COM
<b>GATS-108/E</b>	Grade E/ Mastrotto Leather/ Ultrasuede
<b>GATS-108/SUP</b>	<i>Superior Leather Grade SUP</i>
<b>GATS-108/NAB</b>	Nabuk Leather

C.O.M Requirement for 55"W  
plain fabric is 10 yards



# Dining

## Description

## Dimensions in Inches

Item No.	Finish	W	H	D
----------	--------	---	---	---



**GATSBY Sideboard (Big Version)**  
 w/ 4x Doors, 2x Glass Shelves, 1x Interior Drawer  
 Upholstered Pleated Sides  
 Lacquer Structure w/ Plaster Effect Fronts  
 Marble Top & Metal Accents

90 1/2"      39 3/8"      21 5/8"

<b>GATS-113/AB</b>	Grade A/B
<b>GATS-113/CD</b>	Grade C/D & COM
<b>GATS-113/E</b>	Grade E/ Mastrotto Leather/ Ultrasuede
<b>GATS-113/SUP</b>	Superior Leather Grade SUP
<b>GATS-113/NAB</b>	Nabuk Leather
<b>UPCHARGE</b>	Cutlery Insert
<b>DEDUCT</b>	Lacquer Top
<b>DEDUCT</b>	Plain Door Fronts - No Plaster Effect

C.O.M Requirement for 55"W  
 plain fabric is 2 1/4 yards



**GATSBY Sideboard (Small Version)**  
 w/ 4x Doors, 2x Glass Shelves, 1x Interior Drawer  
 Upholstered Pleated Sides  
 Lacquer Structure w/ Plaster Effect Fronts  
 Marble Top & Metal Accents

70 7/8"      39 3/8"      21 5/8"

<b>GATS-114/AB</b>	Grade A/B
<b>GATS-114/CD</b>	Grade C/D & COM
<b>GATS-114/E</b>	Grade E/ Mastrotto Leather/ Ultrasuede
<b>GATS-114/SUP</b>	Superior Leather Grade SUP
<b>GATS-114/NAB</b>	Nabuk Leather
<b>UPCHARGE</b>	Cutlery Insert
<b>DEDUCT</b>	Lacquer Top
<b>DEDUCT</b>	Plain Door Fronts - No Plaster Effect

C.O.M Requirement for 55"W  
 plain fabric is 2 1/4 yards

### GATSBY Oval Dining Table

Lacquer Top & Base (Plain)  
 Upholstered Pleated Base  
 Marble Top & Metal Accents

94 1/2"      30"      47 1/4"



<b>GATS-115/AB</b>	Grade A/B
<b>GATS-115/CD</b>	Grade C/D & COM
<b>GATS-115/E</b>	Grade E/ Mastrotto Leather/ Ultrasuede
<b>GATS-115/SUP</b>	Superior Leather Grade SUP
<b>GATS-115/NAB</b>	Nabuk Leather

<b>UPCHARGE</b>	Base w/ Plaster Effect
-----------------	------------------------

<b>DEDUCT</b>	Lacquer Top
---------------	-------------

C.O.M Requirement for 55"W  
 plain fabric is 3 1/2 yards

86 5/8"      30"      47 1/4"

<b>GATS-116/AB</b>	Grade A/B
<b>GATS-116/CD</b>	Grade C/D & COM
<b>GATS-116/E</b>	Grade E/ Mastrotto Leather/ Ultrasuede
<b>GATS-116/SUP</b>	Superior Leather Grade SUP
<b>GATS-116/NAB</b>	Nabuk Leather

<b>UPCHARGE</b>	Base w/ Plaster Effect
-----------------	------------------------

<b>DEDUCT</b>	Lacquer Top
---------------	-------------

C.O.M Requirement for 55"W  
 plain fabric is 3 1/2 yards

## Dining

### Description

Item No. Finish W H D

#### GATSBY Round Dining Table

Lacquer Top & Base (Plain)  
Upholstered Pleated Base  
Marble Top & Metal Accents

63" 30" 63"



<b>GATS-117/AB</b>	Grade A/B
<b>GATS-117/CD</b>	Grade C/D & COM
<b>GATS-117/E</b>	Grade E/ Mastrotto Leather/ Ultrasuede
<b>GATS-117/SUP</b>	Superior Leather Grade SUP
<b>GATS-117/NAB</b>	Nabuk Leather

<b>UPCHARGE</b>	Base w/ Plaster Effect
<b>UPCHARGE</b>	Lazy Susan w/ Marble Top
<b>UPCHARGE</b>	Lazy Susan w/ Lacquer Top

<b>DEDUCT</b>	Lacquer Top
---------------	-------------

C.O.M Requirement for 55"W  
plain fabric is 3 1/2 yards

## Vitrine

#### GATSBY Vitrine

w/1x Glass Door  
Upholstered Pleated Sides  
Lacquer Structure w/ Plaster Effect Fronts  
Metal Accents

23 5/8" 78 3/4" 18 1/2"



<b>GATS-118/AB</b>	Grade A/B
<b>GATS-118/CD</b>	Grade C/D & COM
<b>GATS-118/E</b>	Grade E/ Mastrotto Leather/ Ultrasuede
<b>GATS-118/SUP</b>	Superior Leather Grade SUP
<b>GATS-118/NAB</b>	Nabuk Leather

<b>UPCHARGE</b>	LED Lighting
-----------------	--------------

<b>DEDUCT</b>	Plain Door Front - No Plaster Effect
---------------	--------------------------------------

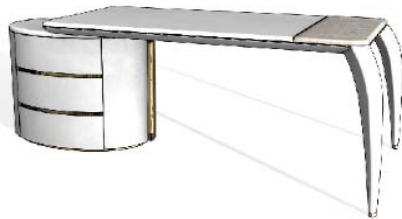
C.O.M Requirement for 55"W  
plain fabric is 2 1/4 yards

## Desk

#### GATSBY Desk

w/ 3x Drawers  
Upholstered Top Detail & Pleated Back  
Lacquer Structure (Plain)  
Metal Accents

84 5/8" 30" 38 5/8"



<b>GATS-119/AB</b>	Grade A/B
<b>GATS-119/CD</b>	Grade C/D & COM
<b>GATS-119/E</b>	Grade E/ Mastrotto Leather/ Ultrasuede
<b>GATS-119/SUP</b>	Superior Leather Grade SUP
<b>GATS-119/NAB</b>	Nabuk Leather



## Media Cabinet

### Description

### Dimensions in Inches

Item No.

Finish

W

H

D



#### GATSBY Media Cabinet (Big Version)

w/ 4x Drawers & 1x Glass Shelf  
Upholstered Pleated Sides  
Lacquer Structure w/ Plaster Effect Fronts  
Marble Top & Metal Accents

90 1/2"

23 5/8"

21 5/8"

GATS-120/AB	Grade A/B
GATS-120/CD	Grade C/D & COM
GATS-120/E	Grade E/ Mastrotto Leather/ Ultrasuede
GATS-120/SUP	Superior Leather Grade SUP
GATS-120/NAB	Nabuk Leather

DEDUCT	Lacquer Top
DEDUCT	Plain Drawer Fronts - No Plaster Effect

C.O.M Requirement for 55"W  
plain fabric is 1 3/4 yards

#### GATSBY Media Cabinet (Small Version)

w/ 4x Drawers & 1x Glass Shelf  
Upholstered Pleated Sides  
Lacquer Structure w/ Plaster Effect Fronts  
Marble Top & Metal Accents

70 7/8"

23 5/8"

21 5/8"



GATS-121/AB	Grade A/B
GATS-121/CD	Grade C/D & COM
GATS-121/E	Grade E/ Mastrotto Leather/ Ultrasuede
GATS-121/SUP	Superior Leather Grade SUP
GATS-121/NAB	Nabuk Leather

DEDUCT	Lacquer Top
DEDUCT	Plain Drawer Fronts - No Plaster Effect

C.O.M Requirement for 55"W  
plain fabric is 1 3/4 yards

## Occasional

#### GATSBY Console

Lacquer Top & Base (Plain)  
Upholstered Pleated Base  
Marble Top & Metal Accents

63"

33 7/8"

14 1/4"



GATS-122/AB	Grade A/B
GATS-122/CD	Grade C/D & COM
GATS-122/E	Grade E/ Mastrotto Leather/ Ultrasuede
GATS-122/SUP	Superior Leather Grade SUP
GATS-122/NAB	Nabuk Leather

DEDUCT	Lacquer Top
DEDUCT	Plain Drawer Fronts - No Plaster Effect

C.O.M Requirement for 55"W  
plain fabric is 2 1/4 yards

#### GATSBY Low Coffee Table

Marble Top  
Upholstered Structure

31 1/8"

39 3/8"

10 5/8"

39 3/8"



GATS-128/AB	Grade A/B
GATS-128/CD	Grade C/D & COM
GATS-128/E	Grade E/ Mastrotto Leather/ Ultrasuede
GATS-128/SUP	Superior Leather Grade SUP
GATS-128/NAB	Nabuk Leather

DEDUCT	Lacquer Top instead of Marble for Coffee Table
DEDUCT	Ceramic Top instead of Marble for Coffee Table

C.O.M Requirement for 55"W  
plain fabric is 3 yards

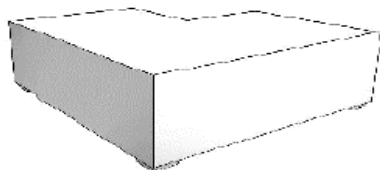
C.O.M Requirement for 55"W  
plain fabric is 3 yards

**Occasional**

**Description**

**Dimensions in Inches**

Item No.	Finish	W	H	D
----------	--------	---	---	---



<b>GATSBY High Coffee Table</b>				
Plain Lacquer Top				
Lacquer Structure w/ Plaster Effect				
		31 1/8"	12 5/8"	39 3/8"


<b>GATS-129</b>	Lacquer			
-----------------	---------	--	--	--

<b>DEDUCT</b>	No Plaster Effect - Plain Lacquer Structure			
---------------	---	--	--	--



<b>GATSBY Low End Table</b>				
		15 3/4"	13 3/4"	13 3/4"

<b>GATS-127</b>	Metal			
-----------------	-------	--	--	--



<b>GATSBY High End Table</b>				
Upholstered				
		13 3/4"	15 3/4"	13 3/4"

<b>GATS-130/AB</b>	Grade A/B			
--------------------	-----------	--	--	--

<b>GATS-130/CD</b>	Grade C/D & COM			
--------------------	-----------------	--	--	--

<b>GATS-130/E</b>	Grade E/ Mastrotto Leather/ Ultrasuede			
-------------------	--	--	--	--

<b>GATS-130/SUP</b>	Superior Leather Grade SUP			
---------------------	----------------------------	--	--	--

<b>GATS-130/NAB</b>	Nabuk Leather			
---------------------	---------------	--	--	--



<b>GATSBY Nesting Tables</b>				
Upholstered Coffee Table w/ Marble Top				
Lacquer Coffee Table w/ Plaster Effect				
Upholstered End Table				
Metal End Table				
		63"	16"	55 1/8"

<b>GATS-123/AB</b>	Grade A/B			
--------------------	-----------	--	--	--

<b>GATS-123/CD</b>	Grade C/D & COM			
--------------------	-----------------	--	--	--

<b>GATS-123/E</b>	Grade E/ Mastrotto Leather/ Ultrasuede			
-------------------	--	--	--	--

<b>GATS-123/SUP</b>	Superior Leather Grade SUP			
---------------------	----------------------------	--	--	--

<b>GATS-123/NAB</b>	Nabuk Leather			
---------------------	---------------	--	--	--

<b>DEDUCT</b>	Lacquer Top instead of Marble for Coffee Table			
---------------	--	--	--	--



<b>GATSBY End Table</b>				
Marble Top				
Lacquer Base				
		19 5/8"	22 1/2"	19 5/8"

<b>GATS-124/1</b>	Lacquer Base w/ Plaster Effect			
-------------------	--------------------------------	--	--	--

<b>GATS-124/2</b>	Lacquer w/ Plain Effect			
-------------------	-------------------------	--	--	--

<b>DEDUCT</b>	Lacquer Top			
---------------	-------------	--	--	--



<b>GATSBY Mirror</b>				
Lacquer Structure				
		35 1/2"	43 3/8"	1 1/4"

<b>GATS-125</b>	Lacquer w/ Metal Accents			
-----------------	--------------------------	--	--	--

<b>UPCHARGE</b>	Lacquer w/ Plaster Effect			
-----------------	---------------------------	--	--	--

**Occasional**

**Description**

**Dimesions in Inches**

**Item No.**

**Finish**

**W**

**H**

**D**



**GATSBY Mirror**  
Lacquer Structure

78 3/4"

39 3/8"

1 1/4"

<b>GATS-126</b>	Lacquer w/ Metal Accents
<b>UPCHARGE</b>	Lacquer w/ Plaster Effect

**PLEASE NOTE:** It is the responsibility of the customer to ensure that the correct hardware is used when hanging the mirror/wall modules; manufact hardware for every type of situation.