

MARIUS

MOOME COLLECTION



MARIUS

PRODUCT INFORMATION

OPTION: MARIUS (COMPLETE FABRIC/FABRIC OR LEATHER/LEATHER) = STANDARD

MARIUS (INSIDE FABRIC/LEATHER OUTSIDE)=
**Not available w/ Outside Fabric & Inside Leather **

ARM CHAIR OTTOMAN

ADD UPCHARGE TO INSIDE FABRIC GRADE






MARIUS (FABRIC INSIDE/ DIFFERENT GRADE FABRIC OUTSIDE)=
MARIUS (LEATHER INSIDE/DIFFERENT LEATHER GRADE OUTSIDE)=

ADD UPCHARGE TO INSIDE FABRIC GRADE
ADD UPCHARGE TO INSIDE LEATHER GRADE

MARIUS

PRODUCT INFORMATION

CONTROL OPTIONS

CODE	STANDARD OPTION	OPTIONAL ADD-ONS			
2M	<p>TOUCH BUTTONS</p> 	<p>EXTRA USB</p> 	<p>MANUAL LUMBAR</p> 	<p>ELECTRIC LUMBAR</p> 	<p>HEATING</p> 

TOUCH BUTTONS AVAILABLE CHROME OR BLACK

ADD ON UPCHARGES:

PRICE:

USB:	TOUCH BUTTONS + USB PORT	
OPLP:	MANUAL INFLATABLE LUMBAR SUPPORT	
OPLPE:	ELECTRIC INFLATABLE LUMBAR SUPPORT	
OPVW:	HEATED SEATS	

* CANNOT BE COMBINED WITH BATTERY PACK*

MARIUS

PRODUCT INFORMATION


STANDARD BASE OPTIONS:

PRICING:

PHOTO:

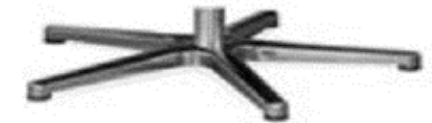
NO UPCH TMF1 ROUND CHROME BASE

-



NO UPCH KMF1 5 POINT CHROME BASE

-



NO UPCH KMF3 5 POINT MATTE BLACK BASE

-



NO UPCH KMF7 5 POINT MATTE BLACK BASE

-



MARIUS

PRODUCT INFORMATION

UPGRADED BASE OPTIONS:

PRICING:

PHOTO:

UPCHARGE KHF3 5 POINT MATTE BLACK BASE



UPCHARGE THF1 WOODEN ROUND BASE W/ BLACK MATTE METAL



UPCHARGE TMF1 ROUND BASE IN RAL COLOR




UPCHARGE KMF1 5 POINT BASE IN RAL COLOR

possible RAL-colours



possible wood colours



PRICING EFFECTIVE 01.01.2023

REVISED 03.20.25

MARIUS


PRODUCT INFORMATION

UPGRADED BASE OPTIONS:

PRICING:

PHOTO:

UPCHARGE KMF3RVS 5 POINT STAINLESS STEEL BASE



UPCHARGE KMF3RAL 5 POINT BASE IN RAL COLOR





UPCHARGE KMF7POL 5 POINT BASE IN RAL COLOR

possible RAL-colours



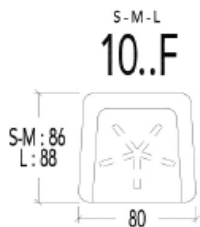
possible wood colours



MARIUS

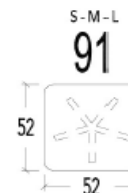
PRODUCT INFORMATION

DIMENSIONS IN CM



10SF Seat SMALL-FIXED
10MF Seat MEDIUM-FIXED
10LF Seat LARGE-FIXED

Fixed seat with swivel foot : Without back adjustment - Without footboard

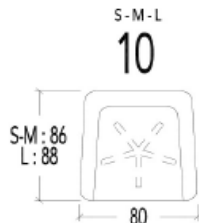


91S Footstool SMALL
91M Footstool MEDIUM
91L Footstool LARGE

with swivel foot

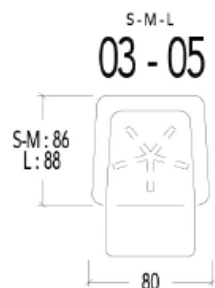
Height :

Small = 38cm
Medium = 41cm
Large = 44cm



10S Seat SMALL
10M Seat MEDIUM
10L Seat LARGE

Fixed seat with swivel foot : Back adjustment with gas spring - Without footboard



03S Recliner SMALL
03M Recliner MEDIUM
03L Recliner LARGE

with 2 Motors + swivel foot

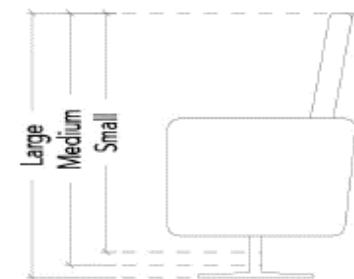
05S Recliner SMALL
05M Recliner MEDIUM
05L Recliner LARGE

standing aid with 2 Motors + swivel foot


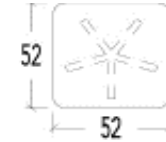


HS22 Head support (35x20x9cm)

	SMALL	MEDIUM	LARGE
Wide :	80	80	80
Height :	113	116	119
Dept :	86	86	88
Seat height :	42	45	48
Seat dept :	50	52	54
Height armrest :	58	61	64



MARIUS



W X D:	31 1/2" X 33 7/8"	31 1/2" X 33 7/8"	31 1/2" X 34 5/8"	20 1/2" X 20 1/2"	13 3/4" X 3 1/2"
H:	44 1/2"	45 5/8"	46 7/8"	S:15" M:16 1/8" L:17 3/8"	7 7/8"
SH X SD:	16 1/2" x 19 5/8"	17 3/4" x 20 1/2"	18 7/8" x 21 1/4"		

Article Code	10SF	10MF	10LF	91S/91M/91L	HS22
Description	Small Swivel Chair	Medium Swivel Chair	Large Swivel Chair	91S = Small Foot Stool 91M = Medium Foot Stool 91L = Large Foot Stool	Head Support

COM Yardage	4.81	4.93	5.17	2.05	0.60
--------------------	------	------	------	------	------

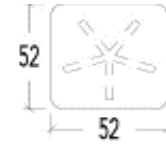
Fabric	
COM	
ST02	
ST03	
ST05	
ST06	

COL Sqft	87.94	92.89	95.37	24.76	12.38
-----------------	-------	-------	-------	-------	-------

Leather	
COL	
W4	
W6	

FABRIC SELECTION MUST BE TB117 CERTIFIED

MARIUS



W X D:	31 1/2" X 33 7/8"	31 1/2" X 33 7/8"	31 1/2" X 34 5/8"	20 1/2" X 20 1/2"	13 3/4" X 3 1/2"
H:	44 1/2"	45 5/8"	46 7/8"	S:15" M:16 1/8" L:17 3/8"	7 7/8"
SH X SD:	16 1/2" x 19 5/8"	17 3/4" x 20 1/2"	18 7/8" x 21 1/4"		

Article Code	10S	10M	10L	91S/91M/91L	HS22
Description	Small Swivel Chair w/ Back Recliner (No Footrest)	Medium Swivel Chair w/ Back Recliner (No Footrest)	Large Swivel Chair w/ Back Recliner (No Footrest)	91S = Small Foot Stool 91M = Medium Foot Stool 91L = Large Foot Stool	Head Support

COM Yardage	4.81	4.93	5.17	2.05	0.60
--------------------	------	------	------	------	------


Fabric					
COM					
ST02					
ST03					
ST05					
ST06					

COL Sqft	87.94	92.89	95.37	24.76	12.38
-----------------	-------	-------	-------	-------	-------

Leather					
COL					
W4					
W6					

FABRIC SELECTION MUST BE TB117 CERTIFIED

MARIUS



W X D:	31 1/2" X 33 7/8"	31 1/2" X 33 7/8"	31 1/2" X 34 5/8"	13 3/4" X 3 1/2"
H:	44 1/2"	45 5/8"	46 7/8"	7 7/8"
SH X SD:	16 1/2" x 19 5/8"	17 3/4" x 20 1/2"	18 7/8" x 21 1/4"	

Article Code	03S	03M	03L	HS22
Description	Small Swivel Motorized Recliner	Medium Swivel Motorized Recliner	Large Swivel Motorized Recliner	Head Support

COM Yardage	4.09	4.21	4.57	0.60
--------------------	------	------	------	------

Fabric				
COM ST02 ST03 ST05 ST06				

COL Sqft	75.56	80.51	86.65	12.38
-----------------	-------	-------	-------	-------

Leather				
COL W4 W6				

UPCHARGE FOR BUILT-IN BATTERY	
-------------------------------	--

FABRIC SELECTION MUST BE TB117 CERTIFIED

MARIUS



W X D:	31 1/2" X 33 7/8"	31 1/2" X 33 7/8"	31 1/2" X 34 5/8"	13 3/4" X 3 1/2"
H:	44 1/2"	45 5/8"	46 7/8"	7 7/8"
SH X SD:	16 1/2" x 19 5/8"	17 3/4" x 20 1/2"	18 7/8" x 21 1/4"	

Article Code	05S	05M	05L	HS22
Description	Small Swivel Motorized Recliner incl Power Lift	Medium Swivel Motorized Recliner incl Power Lift	Large Swivel Motorized Recliner incl Power Lift	Head Support

COM Yardage	4.09	4.21	4.57	2.05
--------------------	------	------	------	------

Fabric				
COM				
ST02				
ST03				
ST05				
ST06				

COL Sqft	75.56	80.51	86.65	24.76
-----------------	-------	-------	-------	-------

Leather				
COL				
W4				
W6				

UPCHARGE FOR BUILT-IN BATTERY	
-------------------------------	--

FABRIC SELECTION MUST BE TB117 CERTIFIED