

MARIUS



MARIUS

PRODUCT INFORMATION

OPTION: MARIUS (COMPLETE FABRIC/FABRIC OR LEATHER/LEATHER) = STANDARD

ARM CHAIR OTTOMAN

MARIUS (INSIDE FABRIC/LEATHER OUTSIDE)=

ADD UPCHARGE TO INSIDE FABRIC GRADE






MARIUS (FABRIC INSIDE/ DIFFERENT GRADE FABRIC OUTSIDE)=

ADD UPCHARGE TO INSIDE FABRIC GRADE

MARIUS (LEATHER INSIDE/DIFFERENT LEATHER GRADE OUTSIDE)=

ADD UPCHARGE TO INSIDE LEATHER GRADE

CONTROL OPTIONS

CODE	STANDARD OPTION	OPTIONAL ADD-ONS			
2M	TOUCH BUTTONS	EXTRA USB	MANUAL LUMBAR	ELECTRIC LUMBAR	HEATING
					

TOUCH BUTTONS AVAILABLE CHROME OR BLACK

ADD ON UPCHARGES:

PRICE:

USB:	TOUCH BUTTONS + USB PORT	
OPLP:	MANUAL INFLATABLE LUMBAR SUPPORT	
OPLPE:	ELECTRIC INFLATABLE LUMBAR SUPPORT	
OPVW:	HEATED SEATS	

MARIUS

PRODUCT INFORMATION


STANDARD BASE OPTIONS:

PRICING:

PHOTO:

NO UPCH TMF1 ROUND CHROME BASE

-



NO UPCH KMF1 5 POINT CHROME BASE

-



NO UPCH KMF3 5 POINT MATTE BLACK BASE

-



NO UPCH KMF7 5 POINT MATTE BLACK BASE

-



MARIUS

PRODUCT INFORMATION

UPGRADED BASE OPTIONS:

PRICING:

PHOTO:

UPCHARGE KHF3 5 POINT MATTE BLACK BASE



UPCHARGE THF1 WOODEN ROUND BASE W/ BLACK MATTE METAL



UPCHARGE TMF1 ROUND BASE IN RAL COLOR




UPCHARGE KMF1 5 POINT BASE IN RAL COLOR

possible RAL-colours



possible wood colours



MARIUS


PRODUCT INFORMATION

UPGRADED BASE OPTIONS:

PRICING:

PHOTO:

UPCHARGE KMF3RVS 5 POINT STAINLESS STEEL BASE



UPCHARGE KMF3RAL 5 POINT BASE IN RAL COLOR



UPCHARGE KMF7POL 5 POINT BASE IN RAL COLOR

possible RAL-colours



RAL 1019 RAL 3005 RAL 7011 RAL 7039




RAL 7048 RAL 9006 RAL 9010

possible wood colours



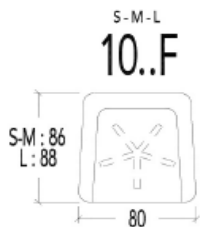
Nature 11 Grey 21 Wenge 32 Black 50
NAI GRI WEI ZWI



MARIUS

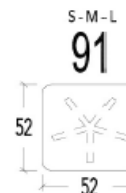
PRODUCT INFORMATION

DIMENSIONS IN CM



10SF Seat SMALL-FIXED
10MF Seat MEDIUM-FIXED
10LF Seat LARGE-FIXED

Fixed seat with swivel foot : Without back adjustment - Without footboard

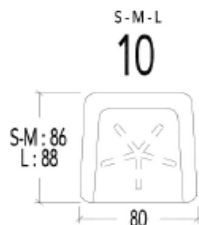


91S Footstool SMALL
91M Footstool MEDIUM
91L Footstool LARGE

with swivel foot

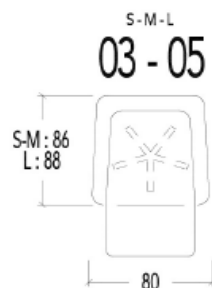
Height :

Small = 38cm
Medium = 41cm
Large = 44cm



10S Seat SMALL
10M Seat MEDIUM
10L Seat LARGE

Fixed seat with swivel foot : Back adjustment with gas spring - Without footboard

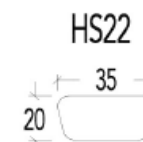


03S Recliner SMALL
03M Recliner MEDIUM
03L Recliner LARGE

with 2 Motors + swivel foot

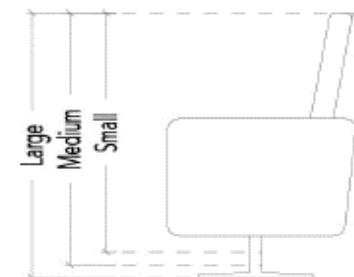
05S Recliner SMALL
05M Recliner MEDIUM
05L Recliner LARGE

standing aid with 2 Motors + swivel foot



HS22 Head support (35x20x9cm)

	SMALL	MEDIUM	LARGE
Wide :	80	80	80
Height :	113	116	119
Dept :	86	86	88
Seat height :	42	45	48
Seat dept :	50	52	54
Height armrest :	58	61	64



MARIUS



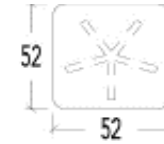
W: 31 1/2




31 1/2



31 1/2



20 1/2



14

Article Code	10SF	10MF	10LF	91S/91M/91L	HS22
Description	10SF = Small Swivel Chair	10MF = Medium Swivel Chair	03S = Small Swivel Motorized Recliner	91S/M/L = Small/Medium/ Large Foot Stool w/ Swivel Foot	Head Support

COM Yardage	4.81	4.93	5.17	2.05	0.60
-------------	------	------	------	------	------

Fabric	
COM	
ST01	
ST02	
ST03	
ST05	
ST06	

COL Sqft	87.94	92.89	95.37	24.76	12.38
----------	-------	-------	-------	-------	-------

Leather	
COL	
W3	
W4	
W5	
W6	

MARIUS



W:



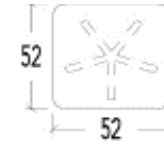
31 1/2




31 1/2



31 1/2



20 1/2



14

Article Code	10S	10M	10L	91S/91M/91L	HS22
Description	10S- Small Swivel Chair w/ Back Recline (no footrest)	10M- Medium Swivel Chair w/ Back Recline (no footrest)	10L- Large Swivel Chair w/ Back Recline (no footrest)	91S/M/L = Small/ Medium/ Large Foot Stool w/ Swivel Foot	Head Support

COM Yardage	4.81	4.93	5.17	2.05	0.60
-------------	------	------	------	------	------

Fabric	
COM	
ST01	
ST02	
ST03	
ST05	
ST06	

COL Sqft	87.94	92.89	95.37	24.76	12.38
----------	-------	-------	-------	-------	-------

Leather	
COL	
W3	
W4	
W5	
W6	

MARIUS



W:



31 1/2



31 1/2



31 1/2



14

Article Code	03S	03M	03L	HS22
Description	03S = Small Swivel Motorized Recliner	03M = Medium Swivel Motorized Recliner	03L = Large Swivel Motorized Recliner	Head Support

COM Yardage	4.09	4.21	4.57	2.05
-------------	------	------	------	------

Fabric	
COM	
ST01	
ST02	
ST03	
ST05	
ST06	

COL Sqft	75.56	80.51	86.65	24.76
----------	-------	-------	-------	-------

Leather	
COL	
W3	
W4	
W5	
W6	

UPCHARGE FOR BUILT-IN BATTERY

MARIUS



W:

31 1/2



31 1/2



31 1/2



14

Article Code	05S	05M	05L	HS22
Description	05S = Small Swivel Motorized Recliner incl Power Lift	05M = Medium Swivel Motorized Recliner incl Power Lift	05L = Large Swivel Motorized Recliner incl Power Lift	Head Support

COM Yardage	4.09	4.21	4.57	2.05
-------------	------	------	------	------

Fabric	
COM	
ST01	
ST02	
ST03	
ST05	
ST06	

COL Sqft	75.56	80.51	86.65	24.76
----------	-------	-------	-------	-------

Leather	
COL	
W3	
W4	
W5	
W6	

UPCHARGE FOR BUILT-IN BATTERY