

# MOON COLLECTION

BY ALEAL



**PLANUM**<sup>®</sup>  
F U R N I T U R E

Swedesford Corporate Center  
619 B Swedesford Road  
Frazer, PA 19355

Email: [info@planumfurniture.com](mailto:info@planumfurniture.com)  
Website: [planumfurniture.com](http://planumfurniture.com)

Tel : 610/251-2120  
Tel : 800/343-0042  
Fax : 610/251-2290

# ALEAL Finishes

## LACQUER FINISHES



LC01 BLACK



LC02 WHITE



LC07 BRICK RED



LC11 TOMATO RED



LC12 SLATE GRAY



LC13 IVORY



LC14 METALLIC  
GRAY




LC15 GRAY BEIGE



LC16 FOG GRAY



LC18 METALLIC  
TAUPE



LC19 CAMOUFLAGE



LC20 GUN  
METAL GRAY



LC21 MUSTARD  
YELLOW



LC22 ASH GRAY



LC23 SILVER  
GRAY




LC26 BURGANDY




LC27 RUBY




LC28 CAPPUCCINO



LC36 PEARL



LC37 PEWTER



LC38 PALOMINO



LC39 PETROL BLUE



BRONZE



SILVER



GOLD



CHAMPAGNE

**PLEASE NOTE ABOVE LACQUERS ARE AVAILABLE IN THE BELOW SHEENS:**

5% MATTE OR 30% SEMIGLOSS - USE MATTE PRICING

100% SHEEN - USE HIGH GLOSS PRICING

# ALEAL Finishes

OAK & WALNUT FINISHES (Always 5% Sheen - Matte)




CV01 Black Oak



CV09 Gray Beige Oak




CV02 Chocolate Oak




CV12 Ivory Oak



CV03 Slate Gray Oak




CV04 White Oak



CV11 Metallic Taupe Oak



CV05 Cherry Oak



CV10 Metallic Gray Oak



CV06 Natural Oak



CVL15 Opal Gray Oak



CVL14 Steel Gray Oak



CVL16 Smooth Chocolate Oak



Wild Oak



CVL17 Rustic Oak



NG01 Walnut

# ALEAL Finishes

## CERAMIC FINISHES



ARENA



ARTIC WHITE



AVORIO



BARRO



BASALT BEIGE



BASALT BLACK



BELGIAN BLUE



BASALT GREY



CEMENT



IRON COPPER



IRON CORTEN



IRON GREY



IRON MOSS



LAVA



PERLA

## SPECIAL CERAMIC FINISHES (UPCHARGE)



Estatuario



Silk Gris

### ESTUARIO

Measure: 2600 x 1200mm  
Thickness / Finish: 5.6mm gloss / 3.5mm matte



Carrara



Silk Beige

### CARRARA

Measure: 2600 x 1200mm  
Thickness / Finish: 5.6mm gloss or matte / 3.5mm matte



Calacata



Thunder Nigth

### CALACATA

Measure: 2600 x 1200mm  
Thickness / Finish: 5.6mm gloss / 3.5mm matte

### SILK GRIS

Measure: 2600 x 1200mm  
Thickness / Finish: 5.6mm gloss or matte

### SILK BEIGE

Measure: 2600 x 1200mm

### PLEASE NOTE :

- To place ceramics on Extension dining tables please check first with us.
- Measures bigger than mentioned above please check with us.
- Isn't possible to buy these ceramics cut. We need to buy the entire piece even for a coffee table. 'Waste' can be sent back with order
- Reach out to office for pricing

# ALEAL Finishes

## STAINLESS STEEL



POLISHED STAINLESS  
STEEL



BRUSHED STAINLESS  
STEEL

## TABLE OF CONTENTS

	<u>PAGE #</u>
DINING TABLE	6
SIDEBOARD & HIGHBOARD	7-9
BAR & VITRINES	9-10
MEDIA	10-11
WALL MODULE	11
OCCASIONAL	12

# DINING TABLE

Description		Dimensions in Inches		
Item No.	Finish	W	H	D

**MOON Rect. Extension Dining Table**  
 Solid Ash Painted Feet in any Oak Color  
 Wood or Lacquer Top & Extensions

94 1/2"      30"      43 3/8"  
 2x 19 5/8" Extensions



FINISH OPTIONS		
MOON-100/1	Oak or Walnut (5%)	
MOON-100/2	Natural Ebony	
MOON-100/3	Reconstituted Ebony, Oak Fume or Reconstituted Rosewood	
MOON-100/4	Eucalyptus Frise or Natural Rosewood	
MOON-100/5	Tulipwood	
MOON-100/6	Eucalyptus Stain	
MOON-100/7	All Lacquer	

86 5/8"      30"      43 3/8"  
 2x 19 5/8" Extensions



MOON-101/1	Oak or Walnut (5%)	
MOON-101/2	Natural Ebony	
MOON-101/3	Reconstituted Ebony, Oak Fume or Reconstituted Rosewood	
MOON-101/4	Eucalyptus Frise or Natural Rosewood	
MOON-101/5	Tulipwood	
MOON-101/6	Eucalyptus Stain	
MOON-101/7	All Lacquer	

### UPCHARGES FOR DIFFERENT TOP & EXTENSION FINISHES

UPCHARGE	Ceramic	
UPCHARGE	Reverse Painted Glass	

### UPCHARGES FOR DIFFERENT EXTENSION ONLY FINISHES

UPCHARGE	Reverse Painted Glass	
UPCHARGE	Ceramic	

**MOON Rect. Extension Dining Table**  
 Solid Ash Painted Feet in any Oak Color  
 Wood or Lacquer Top & Extensions

78 3/4"      30"      39 3/8"  
 2x 19 5/8" Extensions



MOON-102/1	Oak or Walnut (5%)	
MOON-102/2	Natural Ebony	
MOON-102/3	Reconstituted Ebony, Oak Fume or Reconstituted Rosewood	
MOON-102/4	Eucalyptus Frise or Natural Rosewood	
MOON-102/5	Tulipwood	
MOON-102/6	Eucalyptus Stain	
MOON-102/7	All Lacquer	

70 7/8"      30"      39 3/8"  
 2x 19 5/8" Extensions



MOON-103/1	Oak or Walnut (5%)	
MOON-103/2	Natural Ebony	
MOON-103/3	Reconstituted Ebony, Oak Fume or Reconstituted Rosewood	
MOON-103/4	Eucalyptus Frise or Natural Rosewood	
MOON-103/5	Tulipwood	
MOON-103/6	Eucalyptus Stain	
MOON-103/7	All Lacquer	

### UPCHARGES FOR DIFFERENT TOP & EXTENSION FINISHES

UPCHARGE	Ceramic	
UPCHARGE	Reverse Painted Glass	

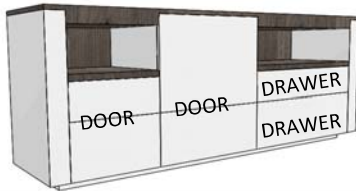
### UPCHARGES FOR DIFFERENT EXTENSION ONLY FINISHES

UPCHARGE	Reverse Painted Glass	
UPCHARGE	Ceramic	

2 vol. / 0.589 m3 / 115 kg

# SIDEBOARD

Description		Dimesions in Inches		
Item No.	Finish	W	H	D



**MOON Large Sideboard - 2x Openings or 1x Opening**  
 2x Doors w/ Interior glass shelves, 1x or 2x Openings & 2x Drawers  
 Wood or Lacquer Top & Opening(s)  
 Lacquer Structure

90 1/2"      37 1/2"      21 5/8"

### FINISH OPTIONS

<b>MOON-104/1</b>	Oak or Walnut (5%)
<b>MOON-104/2</b>	Natural Ebony
<b>MOON-104/3</b>	Reconstituted Ebony, Oak Fume or Reconstituted Rosewood
<b>MOON-104/4</b>	Eucalyptus Frise or Natural Rosewood
<b>MOON-104/5</b>	Tulip Wood
<b>MOON-104/6</b>	Eucalyptus Stain
<b>MOON-104/7</b>	Lacquer

<b>UPCHARGE</b>	LED on back & Spot Light in Open Section
<b>UPCHARGE</b>	Add Polished Stainless Steel Legs (Overall Height Increases 4")

\*\*Option for 1x Opening available at same price -- 2nd Opening replaced with door incl 2x interior glass shelves\*\*

2 vol. / 1.420 m3 / 135 Kg



**MOON Medium Sideboard - 2x Openings or 1x Opening**  
 2x Doors w/ Interior glass shelves, 1x or 2x Openings & 2x Drawers  
 Wood or Lacquer Top & Openings  
 Lacquer Structure

70 7/8"      37 1/2"      21 5/8"

### FINISH OPTIONS

<b>MOON-105/1</b>	Oak or Walnut (5%)
<b>MOON-105/2</b>	Natural Ebony
<b>MOON-105/3</b>	Reconstituted Ebony, Oak Fume or Reconstituted Rosewood
<b>MOON-105/4</b>	Eucalyptus Frise or Natural Rosewood
<b>MOON-105/5</b>	Tulip Wood
<b>MOON-105/6</b>	Eucalyptus Stain
<b>MOON-105/7</b>	Lacquer

<b>UPCHARGE</b>	LED on back & Spot Light in Open Section
<b>UPCHARGE</b>	Add Polished Stainless Steel Legs (Overall Height Increases 4")

\*\*Option for 1x Opening available at same price -- 2nd Opening replaced with door incl 2x interior glass shelves\*\*

2 vol. / 1.072 m3 / 120 Kg



**MOON Small Sideboard - 2x Openings or 1x Opening**  
 2x Doors w/ Interior glass shelves, 1x or 2x Openings & 2x Drawers  
 Wood or Lacquer Top & Openings  
 Lacquer Structure

63"      37 1/2"      21 5/8"

### FINISH OPTIONS

<b>MOON-106/1</b>	Oak or Walnut (5%)
<b>MOON-106/2</b>	Natural Ebony
<b>MOON-106/3</b>	Reconstituted Ebony, Oak Fume or Reconstituted Rosewood
<b>MOON-106/4</b>	Eucalyptus Frise or Natural Rosewood
<b>MOON-106/5</b>	Tulip Wood
<b>MOON-106/6</b>	Eucalyptus Stain
<b>MOON-106/7</b>	Lacquer

<b>UPCHARGE</b>	LED on back & Spot Light in Open Section
<b>UPCHARGE</b>	Add Polished Stainless Steel Legs (Overall Height Increases 4")

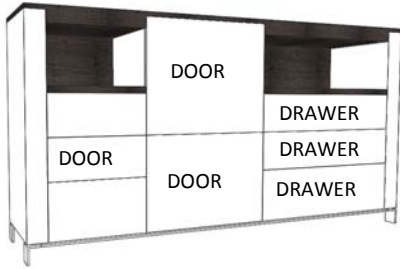
\*\*Option for 1x Opening available at same price -- 2nd Opening replaced with door incl 2x interior glass shelves\*\*

2 vol. / 0.959 m3 / 110 Kg



# HIGHBOARD

Description		Dimensions in Inches		
Item No.	Finish	W	H	D



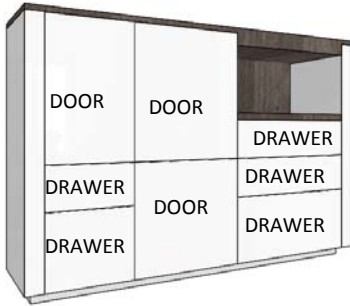
3 vol. / 1,845 m3 / 155 Kg

**MOON Large Highboard w/ Legs - 2x Opening**  
 3x Doors w/ Interior glass shelves, 2x Openings & 3x Drawers  
 Wood or Lacquer Top & Opening(s)  
 Lacquer Structure  
 Polished Stainless Steel Legs

90 1/2"      52 1/2"      21 5/8"

FINISH OPTIONS	
<b>MOON-107/1</b>	Oak or Walnut (5%)
<b>MOON-107/2</b>	Natural Ebony
<b>MOON-107/3</b>	Reconstituted Ebony, Oak Fume or Reconstituted Rosewood
<b>MOON-107/4</b>	Eucalyptus Frise or Natural Rosewood
<b>MOON-107/5</b>	Tulip Wood
<b>MOON-107/6</b>	Eucalyptus Stain
<b>MOON-107/7</b>	Lacquer

<b>UPCHARGE</b>	LED on back & Spot Light in Open Section
<b>DEDUCTION</b>	Lacquer Painted Iron Feet Instead of PSS



2 vol. / 1.840 m3 / 155 Kg

**MOON Large Highboard - 1x Opening**  
 3x Doors w/ interior glass shelves, 1x Openings & 3x Drawers  
 Wood or Lacquer Top & Opening(s)  
 Lacquer Structure

90 1/2"      50 5/8"      21 5/8"

FINISH OPTIONS	
<b>MOON-108/1</b>	Oak or Walnut (5%)
<b>MOON-108/2</b>	Natural Ebony
<b>MOON-108/3</b>	Reconstituted Ebony, Oak Fume or Reconstituted Rosewood
<b>MOON-108/4</b>	Eucalyptus Frise or Natural Rosewood
<b>MOON-108/5</b>	Tulip Wood
<b>MOON-108/6</b>	Eucalyptus Stain
<b>MOON-108/7</b>	Lacquer

<b>UPCHARGE</b>	LED on back & Spot Light in Open Section
<b>UPCHARGE</b>	Add Polished Stainless Steel Legs (Overall Height Increases 4")



2 vol. / 1,450 m3 / 140 Kg

**MOON Medium Highboard - 1x Opening**  
 1x Doors w/ Interior Glass Shelves & 5x Drawers  
 Wood or Lacquer Top & Openings  
 Lacquer Structure

70 7/8"      50 5/8"      21 5/8"

FINISH OPTIONS	
<b>MOON-109/1</b>	Oak or Walnut (5%)
<b>MOON-109/2</b>	Natural Ebony
<b>MOON-109/3</b>	Reconstituted Ebony, Oak Fume or Reconstituted Rosewood
<b>MOON-109/4</b>	Eucalyptus Frise or Natural Rosewood
<b>MOON-109/5</b>	Tulip Wood
<b>MOON-109/6</b>	Eucalyptus Stain
<b>MOON-109/7</b>	Lacquer

<b>UPCHARGE</b>	LED on back & Spot Light in Open Section
<b>UPCHARGE</b>	Add Polished Stainless Steel Legs (Overall Height Increases 4")



# HIGHBOARD

Description		Dimensions in Inches		
Item No.	Finish	W	H	D



**MOON Small Highboard - 1x Opening**  
 1x Doors w/ Interior Glass Shelves & 5x Drawers  
 Wood or Lacquer Top & Openings  
 Lacquer Structure

63"      50 5/8"      21 5/8"

### FINISH OPTIONS

<b>MOON-110/1</b>	Oak or Walnut (5%)
<b>MOON-110/2</b>	Natural Ebony
<b>MOON-110/3</b>	Reconstituted Ebony, Oak Fume or Reconstituted Rosewood
<b>MOON-110/4</b>	Eucalyptus Frise or Natural Rosewood
<b>MOON-110/5</b>	Tulip Wood
<b>MOON-110/6</b>	Eucalyptus Stain
<b>MOON-110/7</b>	Lacquer

2 vol. / 1,252 m3 / 130 Kg

<b>UPCHARGE</b>	LED on back & Spot Light in Open Section
<b>UPCHARGE</b>	Add Polished Stainless Steel Legs (Overall Height Increases 4")

# BAR



**MOON Bar w/ Legs - 1x Opening**  
 1x Door w/ Interior Glass Shelves, 1x Droplid Door & 3x Drawers  
 Wood or Lacquer Top & Opening  
 Lacquer Structure  
 Polished Stainless Steel Legs

47 1/4"      52 1/2"      17 3/4"

### FINISH OPTIONS

<b>MOON-111/1</b>	Oak or Walnut (5%)
<b>MOON-111/2</b>	Natural Ebony
<b>MOON-111/3</b>	Reconstituted Ebony, Oak Fume or Reconstituted Rosewood
<b>MOON-111/4</b>	Eucalyptus Frise or Natural Rosewood
<b>MOON-111/5</b>	Tulip Wood
<b>MOON-111/6</b>	Eucalyptus Stain
<b>MOON-111/7</b>	Lacquer

3 vol. / 0,819 m3 / 131 Kg

<b>UPCHARGE</b>	LED on back & Spot Light in Open Section
<b>DEDUCTION</b>	Lacquer Painted Iron Feet Instead of PSS

# VITRINE



**MOON A Vitrine**  
 1x Door w/ Interior Glass Shelves, 3x Glass Shelves & 3x Drawers  
 Wood or Lacquer Top & Opening  
 Lacquer Structure

39 3/8"      78 3/4"      17 3/4"

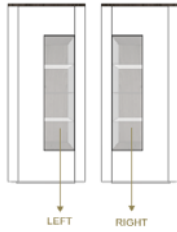
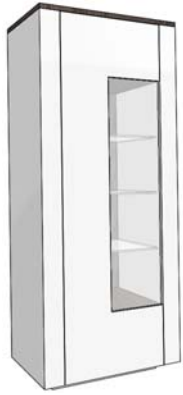
### FINISH OPTIONS

<b>MOON-112/1</b>	Oak or Walnut (5%)
<b>MOON-112/2</b>	Natural Ebony
<b>MOON-112/3</b>	Reconstituted Ebony, Oak Fume or Reconstituted Rosewood
<b>MOON-112/4</b>	Eucalyptus Frise or Natural Rosewood
<b>MOON-112/5</b>	Tulip Wood
<b>MOON-112/6</b>	Eucalyptus Stain
<b>MOON-112/7</b>	Lacquer

3 vol. / 1.063 m3 / 121 kg

<b>UPCHARGE</b>	LED on back & Spot Light in Open Section
<b>UPCHARGE</b>	Add Polished Stainless Steel Legs (Overall Height Increases 4")

VITRINE	Description		Dimesions in Inches		
	Item No.	Finish	W	H	D



**MOON B Vitrine**  
 1x Door w/ Interior Glass Shelves  
 Wood or Lacquer Top & Back  
 Lacquer Structure

29 1/2"      78 3/4"      17 3/4"

2 vol. / 0.800 m3 / 112 kg

FINISH OPTIONS	
MOON-113/1	Oak or Walnut (5%)
MOON-113/2	Natural Ebony
MOON-113/3	Reconstituted Ebony, Oak Fume or Reconstituted Rosewood
MOON-113/4	Eucalyptus Frise or Natural Rosewood
MOON-113/5	Tulip Wood
MOON-113/6	Eucalyptus Stain
MOON-113/7	Lacquer

UPCHARGE	LED on back & Spot Light in Open Section
UPCHARGE	Add Polished Stainless Steel Legs (Overall Height Increases 4")

## MEDIA CABINET



2 vol. / 0,756 m3 / 95 Kg

**MOON Large Media Cabinet - 1x Opening**  
 2x Doors w/ Interior Glass Shelves & 3x Drawers  
 Wood or Lacquer Top & Opening  
 Lacquer Structure  
 Polished Stainless Steel Legs

90 1/2"      21 5/8"      19 5/8"

FINISH OPTIONS	
MOON-114/1	Oak or Walnut (5%)
MOON-114/2	Natural Ebony
MOON-114/3	Reconstituted Ebony, Oak Fume or Reconstituted Rosewood
MOON-114/4	Eucalyptus Frise or Natural Rosewood
MOON-114/5	Tulip Wood
MOON-114/6	Eucalyptus Stain
MOON-114/7	Lacquer

UPCHARGE	LED on back & Spot Light in Open Section
UPCHARGE	Add Polished Stainless Steel Legs (Overall Height Increases 4")



2 vol. / 0,597 m3 / 90 Kg

**MOON Medium Media Cabinet - 1x Opening**  
 2x Doors w/ Interior Glass Shelves & 1x Drawer  
 Wood or Lacquer Top & Opening  
 Lacquer Structure  
 Polished Stainless Steel Legs

70 7/8"      21 5/8"      19 5/8"

FINISH OPTIONS	
MOON-115/1	Oak or Walnut (5%)
MOON-115/2	Natural Ebony
MOON-115/3	Reconstituted Ebony, Oak Fume or Reconstituted Rosewood
MOON-115/4	Eucalyptus Frise or Natural Rosewood
MOON-115/5	Tulip Wood
MOON-115/6	Eucalyptus Stain
MOON-115/7	Lacquer

UPCHARGE	LED on back & Spot Light in Open Section
UPCHARGE	Add Polished Stainless Steel Legs (Overall Height Increases 4")

MEDIA CABINET	Description		Dimesions in Inches		
	Item No.	Finish	W	H	D

**MOON Small Media Cabinet - 1x Opening**  
 2x Doors w/ Interior Glass Shelves & 3x Drawers  
 Wood or Lacquer Top & Opening  
 Lacquer Structure  
 Polished Stainless Steel Legs

63"      21 5/8"      19 5/8"



2 vol. / 0,533 m3 / 85 Kg

**FINISH OPTIONS**

<b>MOON-116/1</b>	Oak or Walnut (5%)
<b>MOON-116/2</b>	Natural Ebony
<b>MOON-116/3</b>	Reconstituted Ebony, Oak Fume or Reconstituted Rosewood
<b>MOON-116/4</b>	Eucalyptus Frise or Natural Rosewood
<b>MOON-116/5</b>	Tulip Wood
<b>MOON-116/6</b>	Eucalyptus Stain
<b>MOON-116/7</b>	Lacquer

<b>UPCHARGE</b>	LED on back & Spot Light in Open Section
<b>UPCHARGE</b>	Add Polished Stainless Steel Legs (Overall Height Increases 4")

**MOON Media Cabinet**  
 2x Doors, 1x Droplid, 1x Drawer  
 Wood or Lacquer Top & Base  
 Lacquer Structure  
 Polished Stainless Steel Accents

90 1/2"      23 5/8"      19 5/8"



2 vol. / 0,859 m3 / 115 Kg

**FINISH OPTIONS**

<b>MOON-117/1</b>	Oak or Walnut (5%)
<b>MOON-117/2</b>	Natural Ebony
<b>MOON-117/3</b>	Reconstituted Ebony, Oak Fume or Reconstituted Rosewood
<b>MOON-117/4</b>	Eucalyptus Frise or Natural Rosewood
<b>MOON-117/5</b>	Tulip Wood
<b>MOON-117/6</b>	Eucalyptus Stain
<b>MOON-117/7</b>	Lacquer

**WALL MODULE**

**MOON Wall Module**  
 Lacquer & Glass Shelves  
 Wood or Lacquer Back Panel

37 1/2"      53"      11"



1 vol. / 0,578 m3 / 39 Kg

**FINISH OPTIONS**

<b>MOON-118/1</b>	Oak or Walnut (5%)
<b>MOON-118/2</b>	Natural Ebony
<b>MOON-118/3</b>	Reconstituted Ebony, Oak Fume or Reconstituted Rosewood
<b>MOON-118/4</b>	Eucalyptus Frise or Natural Rosewood
<b>MOON-118/5</b>	Tulip Wood
<b>MOON-118/6</b>	Eucalyptus Stain
<b>MOON-118/7</b>	Lacquer

<b>UPCHARGE</b>	LED
-----------------	-----

OCCASIONAL	Description		Dimesions in Inches		
	Item No.	Finish	W	H	D

**MOON Coffee Table**  
 Polished Stainless Steel Feet  
 Wood or Lacquer Top & Base

51 1/4"      15 3/4"      33 1/2"



1 vol. / 0,524 m3 / 70 kg

FINISH OPTIONS		
<b>MOON-150/1</b>	Oak or Walnut (5%)	
<b>MOON-150/2</b>	Natural Ebony	
<b>MOON-150/3</b>	Reconstituted Ebony, Oak Fume or Reconstituted Rosewood	
<b>MOON-150/4</b>	Eucalyptus Frise or Natural Rosewood	
<b>MOON-150/5</b>	Tulip Wood	
<b>MOON-150/6</b>	Eucalyptus Stain	
<b>MOON-150/7</b>	Lacquer	
<b>DEDUCTION</b>	Lacquer Painted Iron Feet Instead of PSS	