

SNOOZE

INDERA COLLECTION



SNOOZE

PRODUCT INFORMATION

TABLES: STANDARD IN SOLID OAK

TABLES: UPCHARGE FOR MABLE OPTIONS BELOW

ON ELEMENTS: 15/21/22/25/31/32/36/41/42/46/47/48/56/57/241/242

EMPERADOR/ NERO MARQUINA / CARRARA:
CALCATA ORO:

ON ELEMENTS: 61E/62E

EMPERADOR/ NERO MARQUINA / CARRARA:
CALCATA ORO:

COFFEE TABLE: STANDARD IN RAL 9005

FEET: UPCHARGE FOR OTHER RAL COLORS

TABLE: STANDARD IS SOLID OAK

UPCHARGE FOR MABLE TABLE

EMPERADOR/ NERO MARQUINA / CARRARA:
CALCATA ORO:

BOX W/ DRAWER: STANDARD IN SOLID OAK W/ UPHOLSTERED BODY IN SAME FINISH AS SOFA FRAME

UPCHARGE FOR MABLE TABLE

EMPERADOR/ NERO MARQUINA / CARRARA:
CALCATA ORO:

BACK CUSHIONS: BACK CUSHIONS ON FIXED SEATING COME STANDARD LOW HEIGHT OF 35CM (13 3/4")
BACK CUSHIONS ON MOTORIZED SEATING COME STANDARD HIGH HEIGHT OF 48CM (18 7/8")
BACK CUSHIONS ON FIXED SEATING CAN COME W/ HIGH BACK - NO UPCHARGE



SNOOZE

PRODUCT INFORMATION

OPEN SIDE: OPEN END IS STANDARD.

OPTION FOR CLOSED END IS AVAILABLE AT UPCHARGE:

FABRIC:
LEATHER:



open



closed

UPHOLSTERY: STANDARD IS COMPLETE FABRIC/FABRIC OR LEATHER/LEATHER

COMBINATION FABRIC/FABRIC = PRICED IN HIGHEST FABRIC GRADE

COMBINATION LEATHER/LEATHER = PRICED IN HIGHEST LEATHER GRADE

COMBINATION FABRIC/LEATHER = UPCHARGE

PRICE IN FABRIC GRADE ST08 + BELOW % PER LEATHER GRADE

W4	11%
W6	15%
WW11	25%
WW15	36%

PUSH BUTTONS : STANDARD VERSIONS COMES WITH 4 TOUCH BUTTONS (1 PER MOTOR)

RF CONTROL : REMOTE CONTROL WILL ALWAYS BE COMBINED WITH THE STANDARD 4 TOUCH BUTTONS

UPCHARGE FOR REMOTE:

BATTERY PACK : THE BATTERY PACK IS ALWAYS COMBINED WITH 8 BUTTONS (2 PER MOTOR). CHARGING IS DONE AT THE BACK OF THE SOFA AT THE BOTTOM VIA CABLE

UPCHARGE FOR BATTERY PACK:

BATTERY & RF CONTROL(REMOTE) CANNOT BE COMBINED**



SNOOZE

PRODUCT INFORMATION

BATTERY PACK TECHNICAL INFORMATION

1. SAFETY INSTRUCTIONS:

- Ambient temperature 0°C – 40°C
- Handle battery carefully!
 - Do not throw, drop or subject to strong vibrations
 - Do not expose to fire
 - Do not disassemble
 - Do not submerge in water
 - Keep away from children
 - Use in a dry, well-ventilated area

2. INITIAL USE

Fully charge the battery before using it for the first time. Charging time is +/- 8 hours. The battery is fully charged when the green led turns on.

3. LOAD

Charge the battery only with the supplied transformer.
Flashing red LED light: the battery is charging
Green LED light on permanently: battery fully charged
Red LED light permanently on: battery defective

Attention:

- When charging the battery of your relax chair, always connect the battery (via the charging point) to the transformer first. Then connect the transformer to the mains.
- After charging, first disconnect the transformer from the mains, then from the battery.
- Charging should be done after the battery beeps, not before.
- The battery should be fully charged every three months. Otherwise, it will become defective and the warranty is void.
- Charging should only take place at an ambient temperature between 0 ° C and 40 ° C.
- An 8 hour charge time is recommended.
- If the battery is not fully charged after 24 hours, replace the battery.
- After 3 months of storage (not in use), fully charge the battery.


4. MAINTENANCE

On regular basis:

- Remove dust and dirt with a slightly damp cloth
- Visual inspection for damage

5. WARRANTY

Warranty battery and transformer = 2 years



SNOOZE

PRODUCT INFORMATION

FINISH NOTES

NOT AVAILABLE IN LEATHERS:

W401XX

W429XX

W477XX

MARBLE FINISH OPTIONS FOR TABLE

MAR-C
Carrara



MAR-CALDO
Calacatta d'Oro



MAR-MI
Marron
Emperador



MAR-NM
Nero Marquina



SNOOZE

PRODUCT INFORMATION

WOOD FINISH OPTIONS FOR TABLE



NAI - Natural



OIL A



GMI




MEI - Medium oak




ZAI - Grey oak (sand)



LEI - Loam oak oil



GRI - Grey oak matt lacquered



DGI - Dark Grey



TWI - Medium Brown



WEI - Wenge



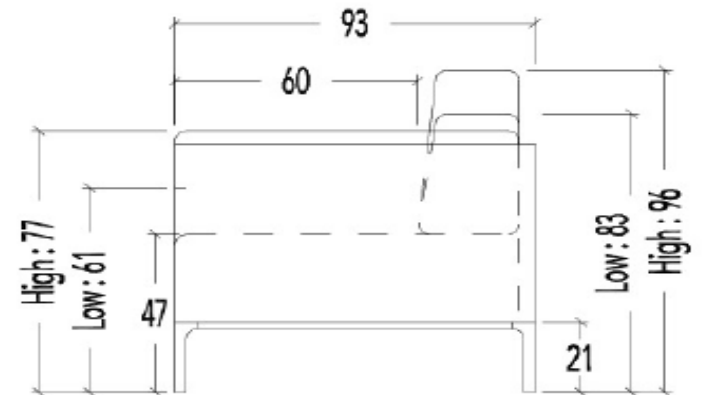
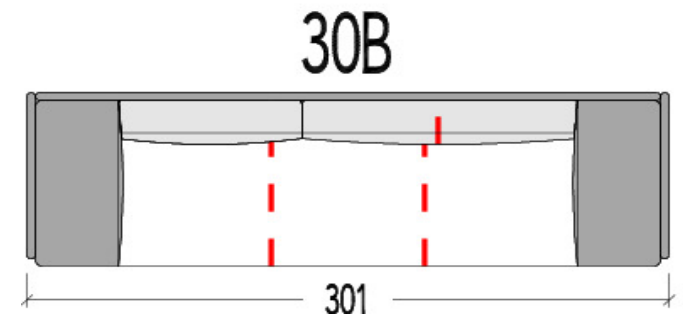
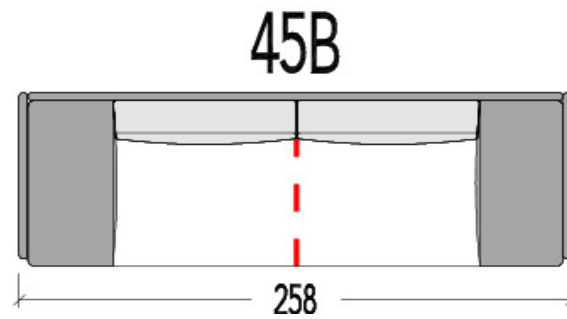
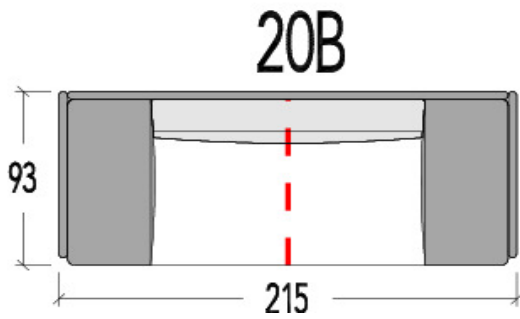
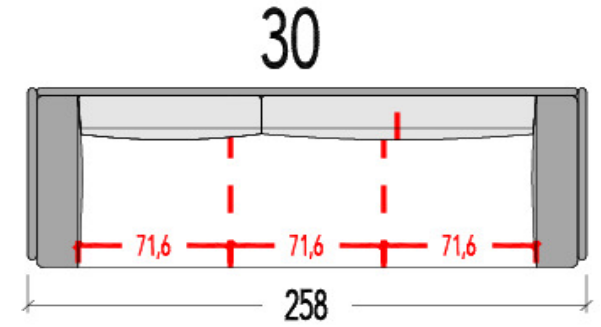
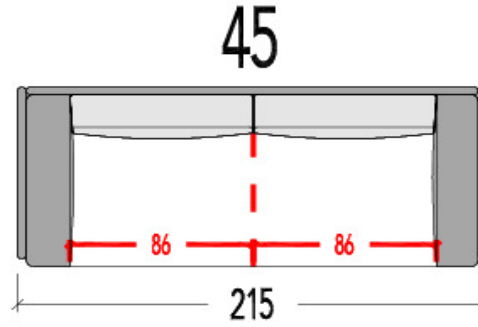
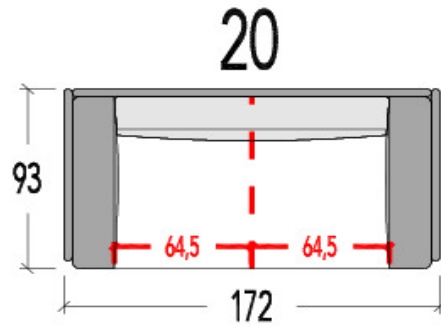
ZWI - Black

SNOOZE

PRODUCT INFORMATION

DIMENSIONS IN CM

SOFAS



PRICING EFFECTIVE 04.01.2024

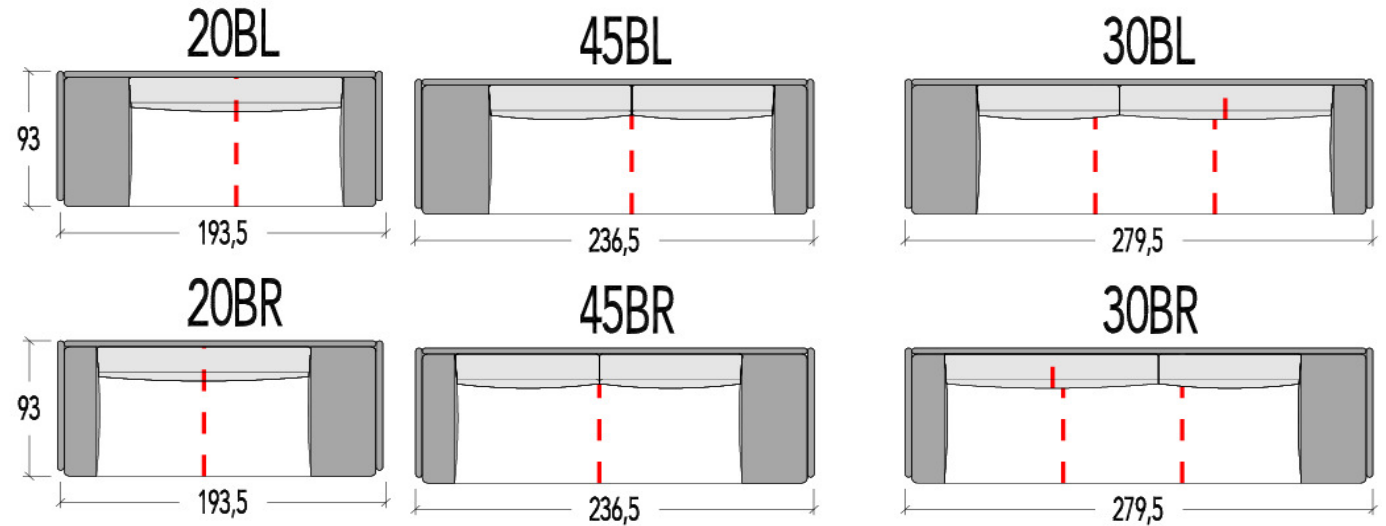
REVISES 08.23.2024

SNOOZE

PRODUCT INFORMATION

DIMENSIONS IN CM

SOFAS W/ DIFFERENT SIZE ARMS



SOFAS W/ NARROW ARM & TABLE

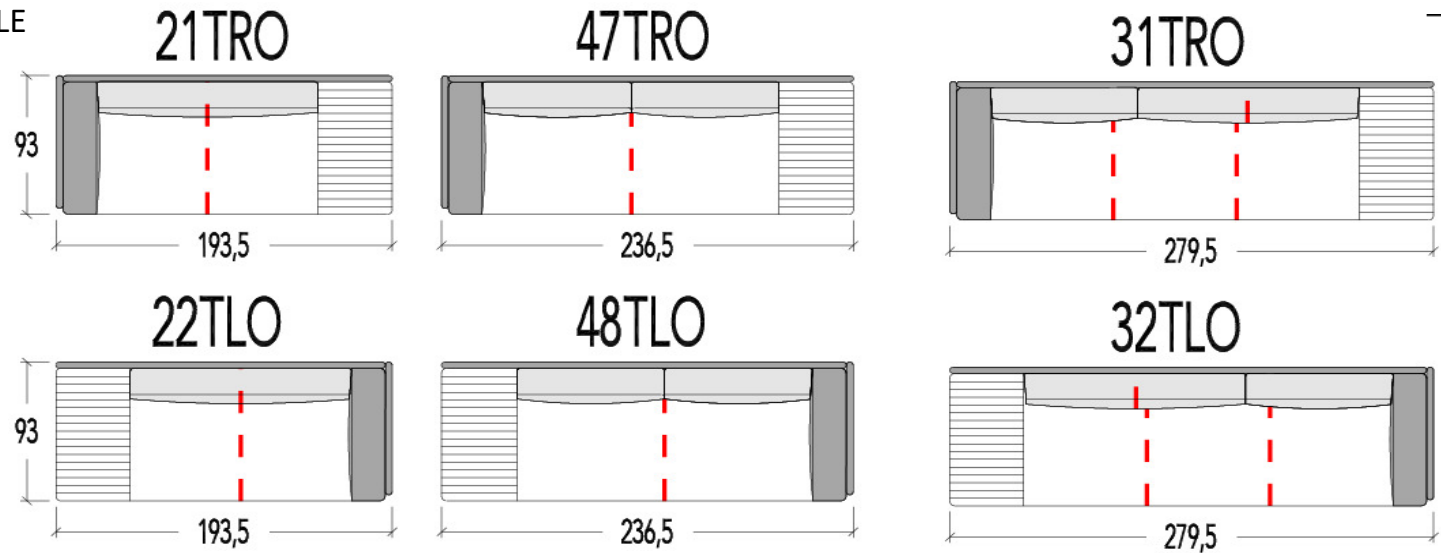


TABLE COMES STANDARD IN WOOD - MARBLE OPTION IS AVAILABLE AT AN UPCHARGE (SEE UPCHARGE PAGE)

PRICING EFFECTIVE 04.01.2024

REVISES 08.23.2024

SNOOZE

PRODUCT INFORMATION

DIMENSIONS IN CM

SOFAS W/ WIDE ARM & TABLE

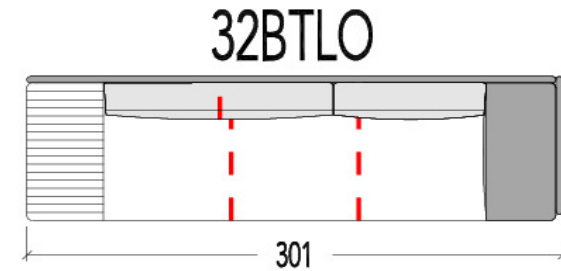
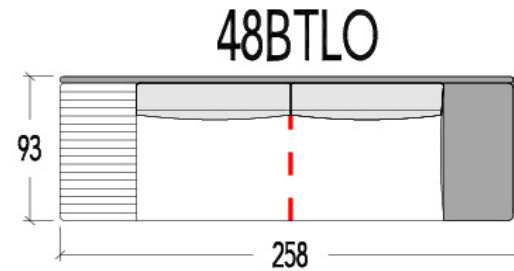
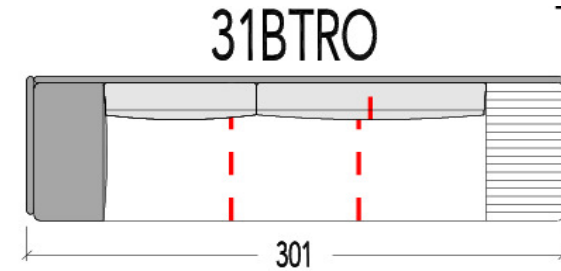
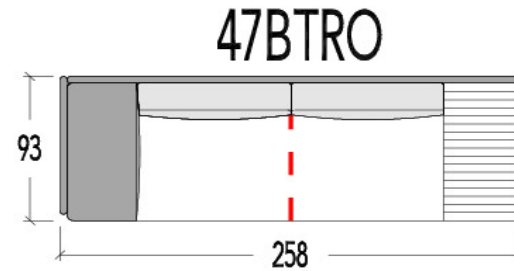
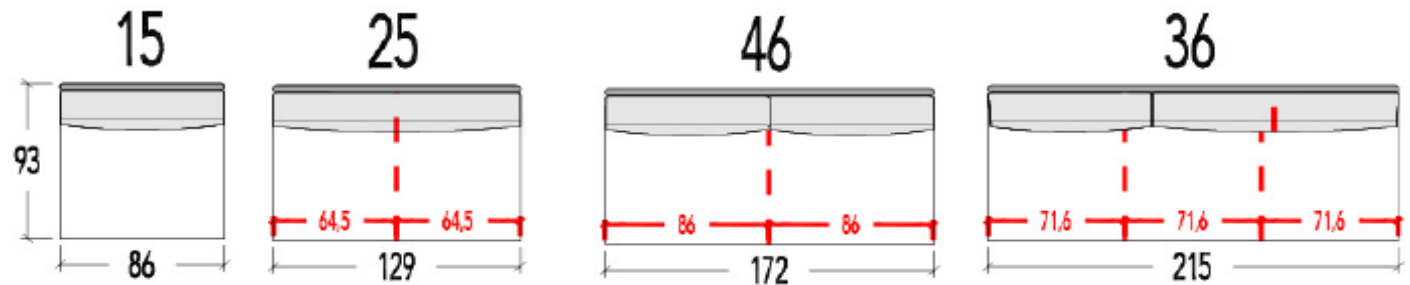


TABLE COMES STANDARD IN WOOD - MARBLE OPTION IS AVAILABLE AT AN UPCHARGE (SEE UPCHARGE PAGE)

ARMLESS SEATS



PRICING EFFECTIVE 04.01.2024

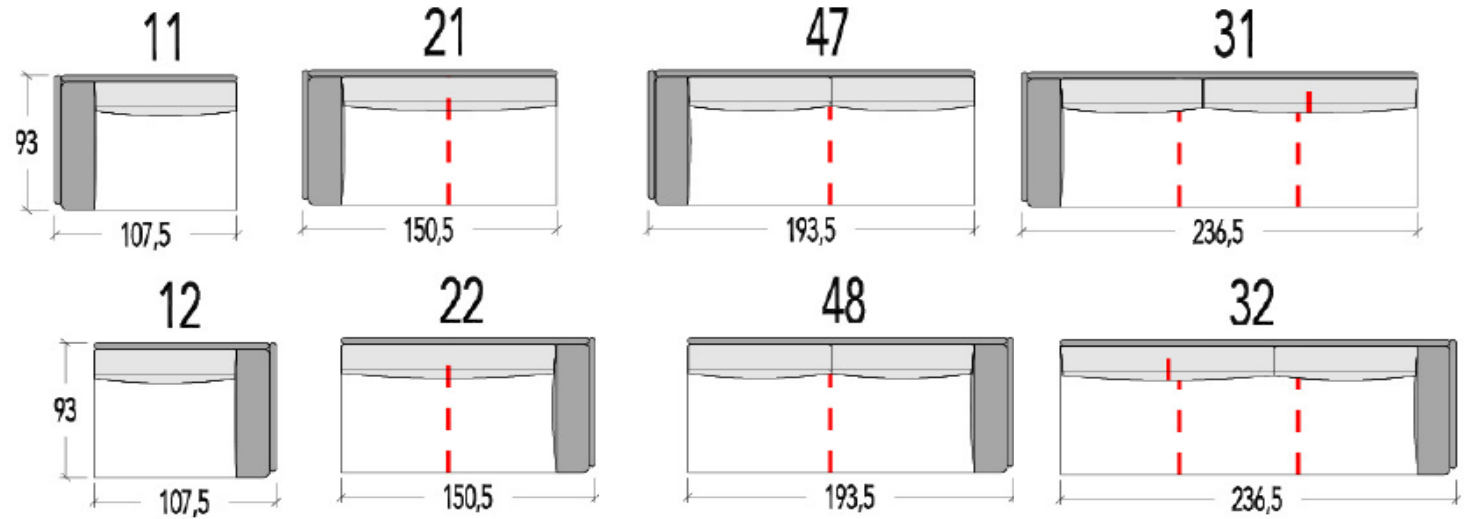
REVISES 08.23.2024

SNOOZE

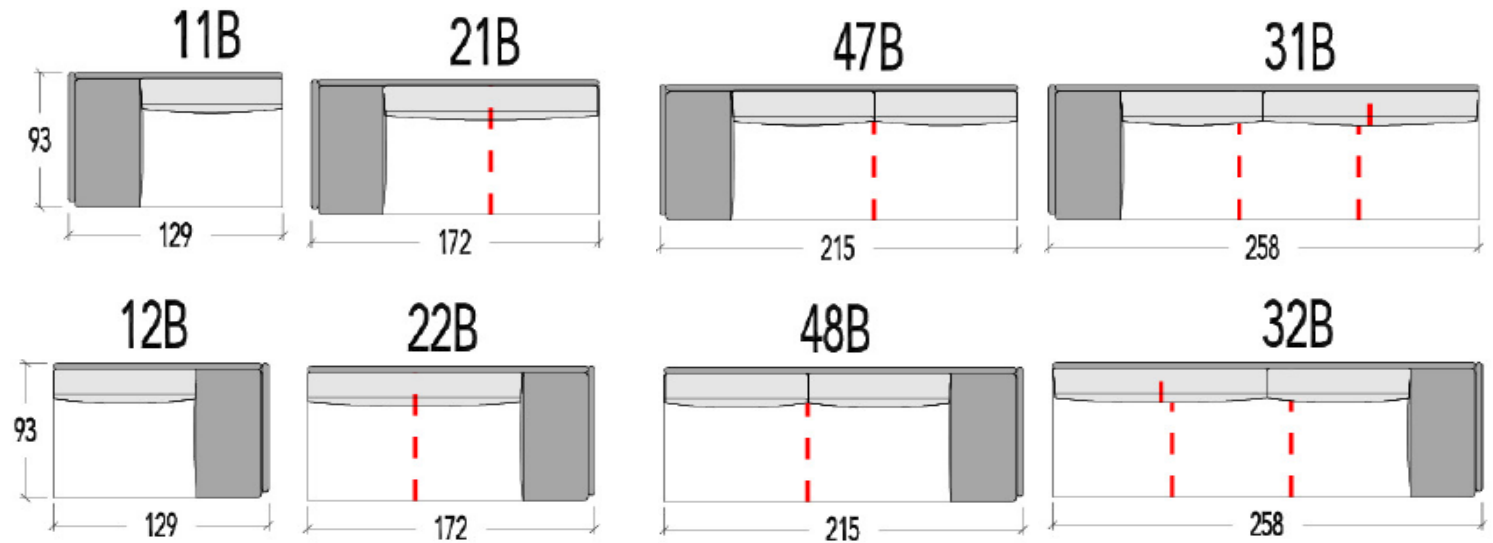
PRODUCT INFORMATION

DIMENSIONS IN CM

ONE ARM SOFAS W/ NARROW ARMS



ONE ARM SOFAS W/ WIDE ARMS



PRICING EFFECTIVE 04.01.2024

REVISES 08.23.2024

SNOOZE

PRODUCT INFORMATION

DIMENSIONS IN CM

ARMLESS SOFAS W/ TABLE

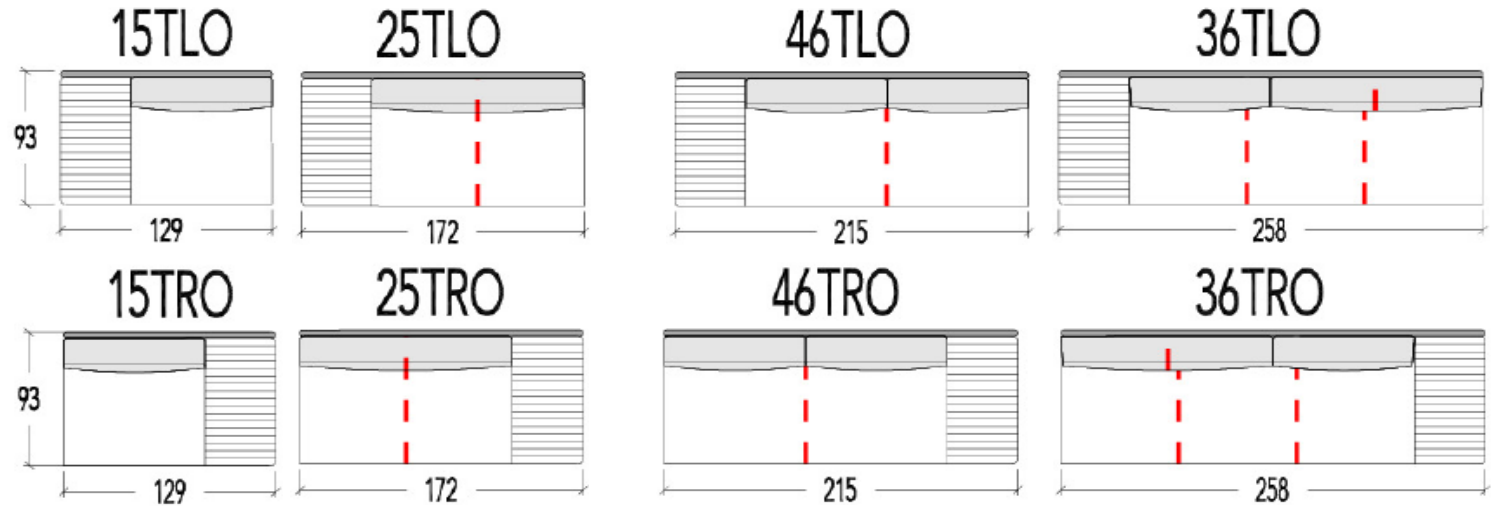
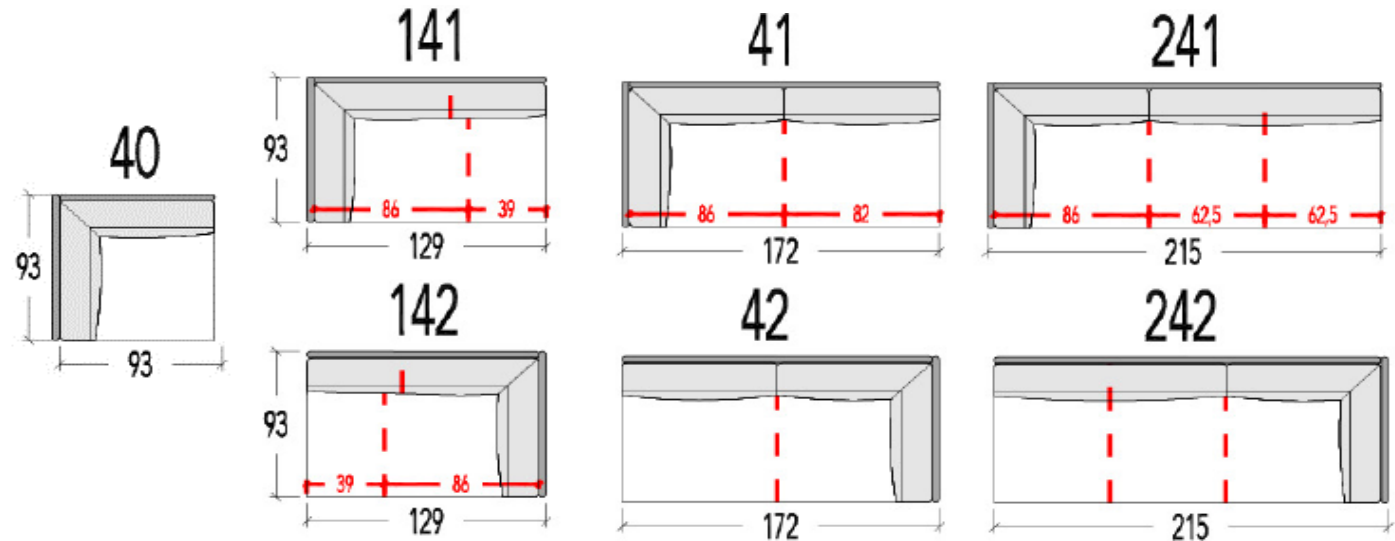


TABLE COMES STANDARD IN WOOD - MARBLE OPTION IS AVAILABLE AT AN UPCHARGE (SEE UPCHARGE PAGE)

CORNERS

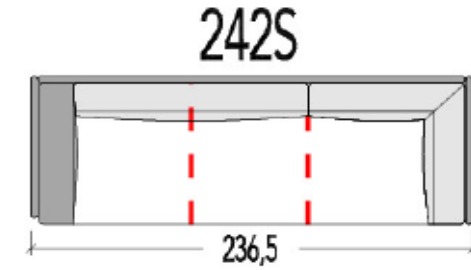
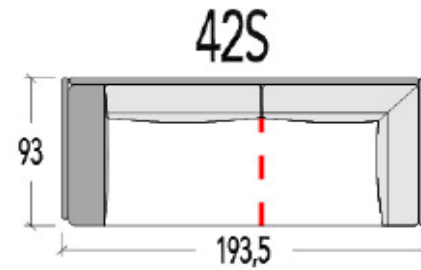
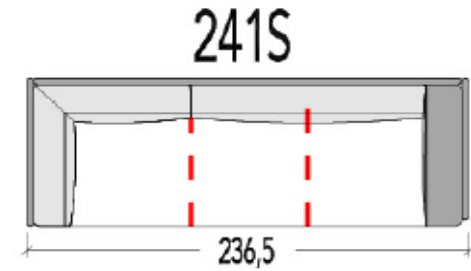
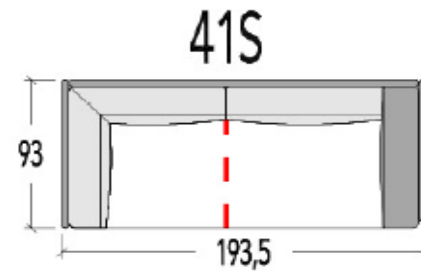


SNOOZE

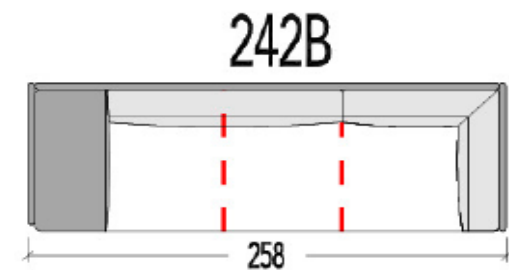
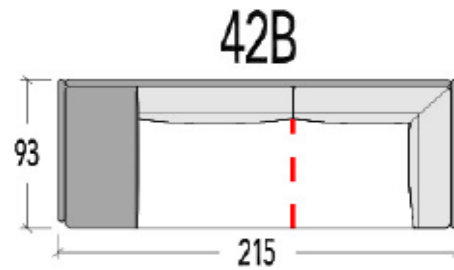
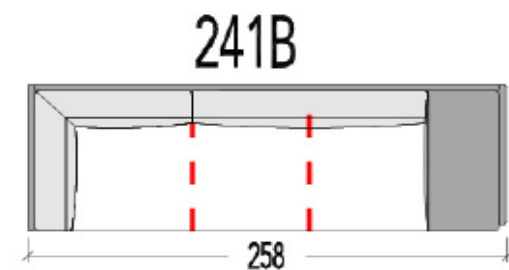
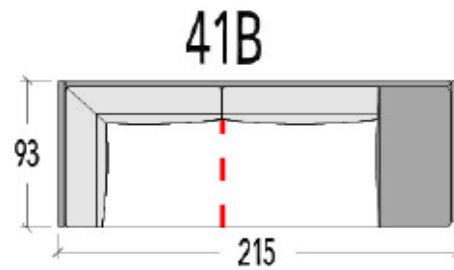
PRODUCT INFORMATION

DIMENSIONS IN CM

NARROW ARM SOFA W/ EXTENDED CORNER



WIDE ARM SOFA W/ EXTENDED CORNER



PRICING EFFECTIVE 04.01.2024

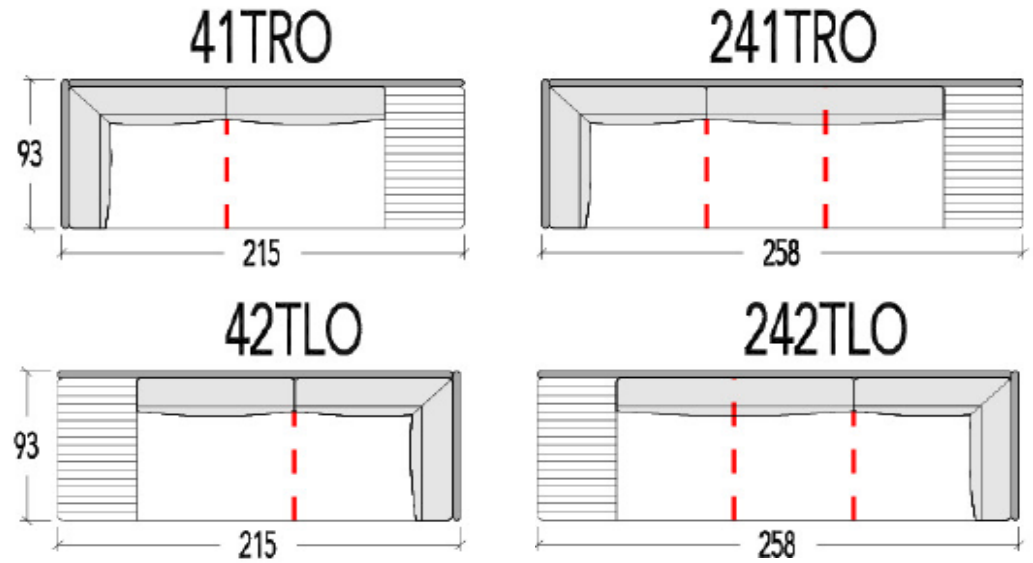
REVISES 08.23.2024

SNOOZE

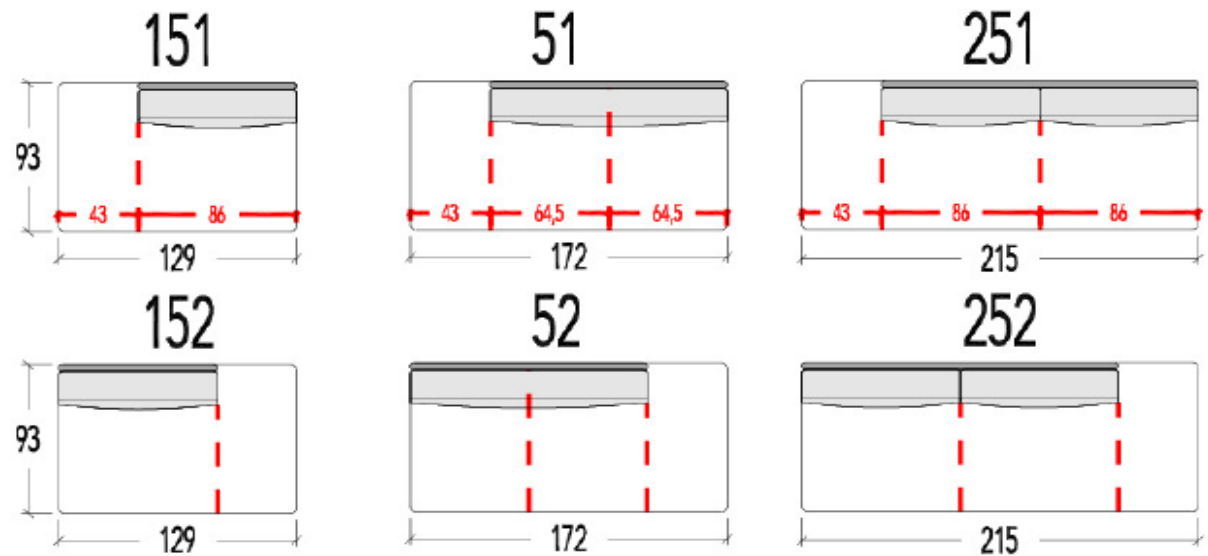
PRODUCT INFORMATION

DIMENSIONS IN CM

EXTENDED CORNER W/ TABLE



ARMLESS BUMPER END SOFAS



PRICING EFFECTIVE 04.01.2024

REVISES 08.23.2024

SNOOZE

PRODUCT INFORMATION

DIMENSIONS IN CM

CHAISES

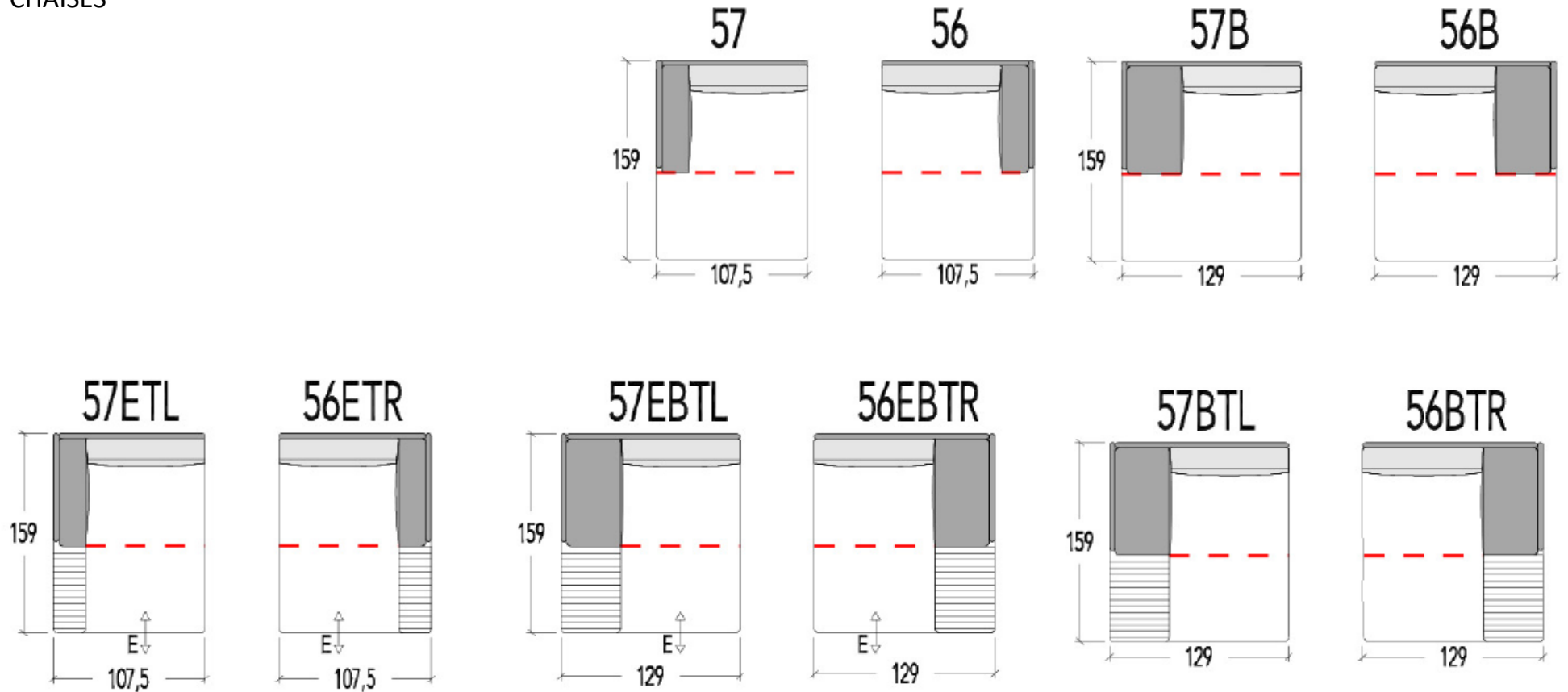


TABLE COMES STANDARD IN WOOD - MARBLE OPTION IS AVAILABLE AT AN UPCHARGE (SEE UPCHARGE PAGE)

PRICING EFFECTIVE 04.01.2024

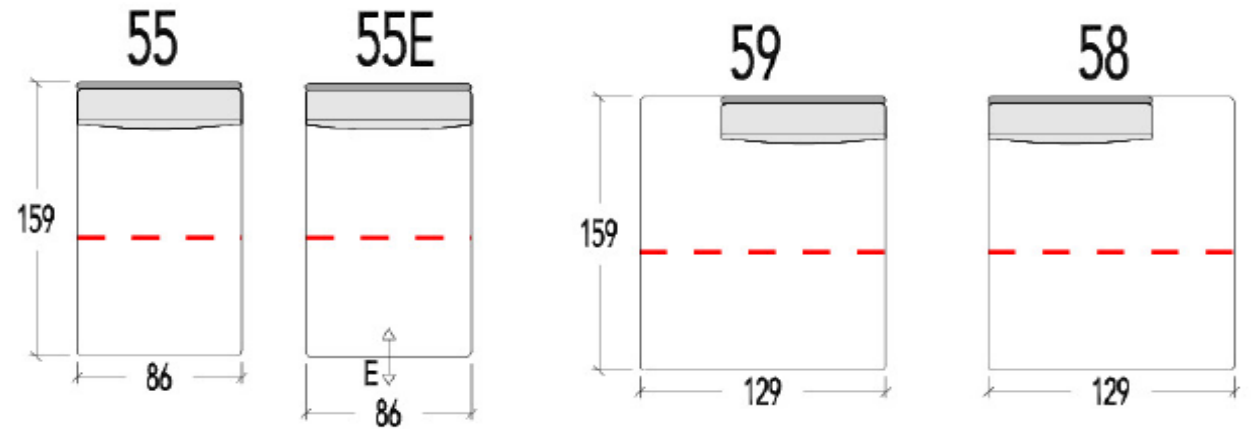
REVISES 08.23.2024

SNOOZE

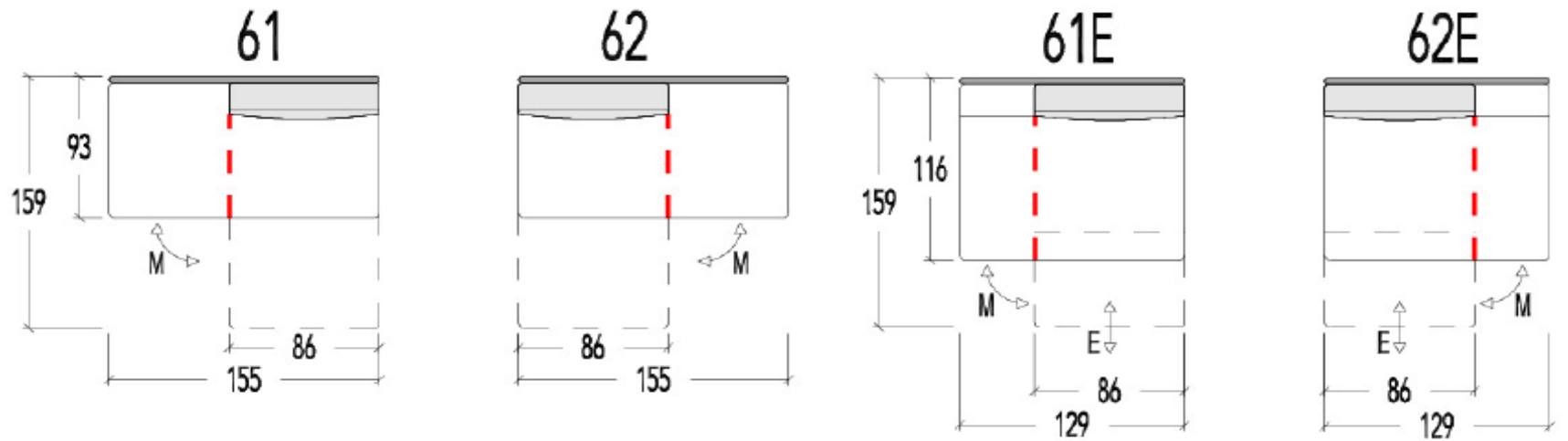
PRODUCT INFORMATION

DIMENSIONS IN CM

ARMLESS CHAISES



MANUAL TURN ELEMENTS

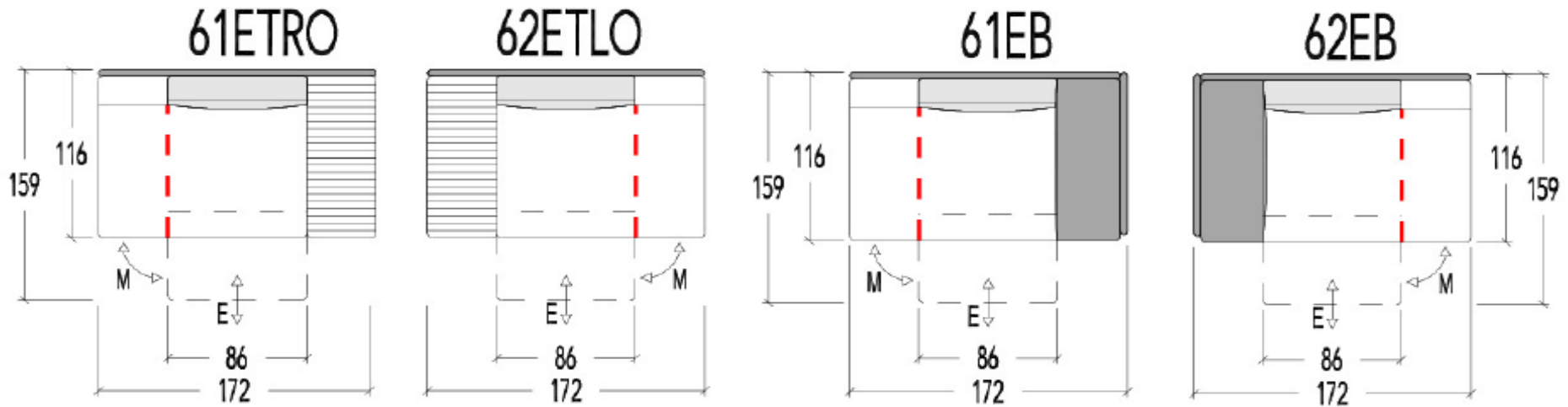


SNOOZE

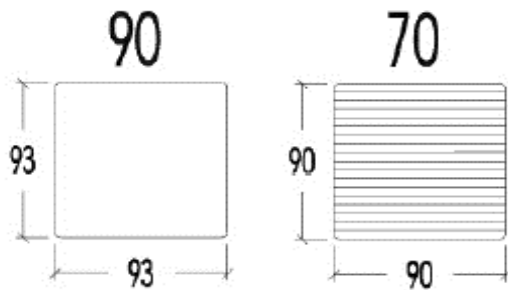
PRODUCT INFORMATION

DIMENSIONS IN CM

MOTORIZED TURN ELEMENTS



OTTOMANS



LUMBAR PILLOW

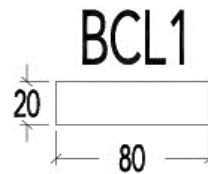



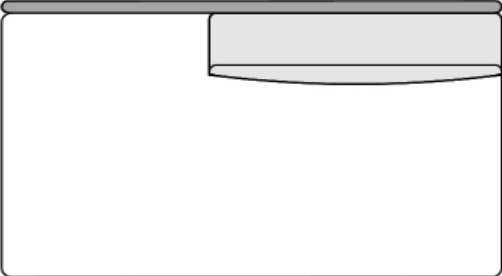
TABLE COMES STANDARD IN WOOD - MARBLE OPTION IS AVAILABLE AT AN UPCHARGE (SEE UPCHARGE PAGE)


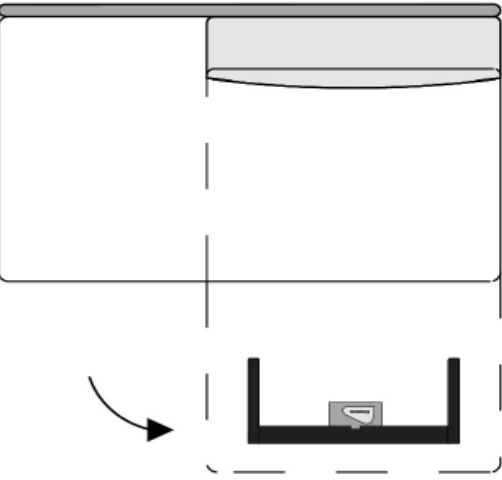
PRICING EFFECTIVE 04.01.2024


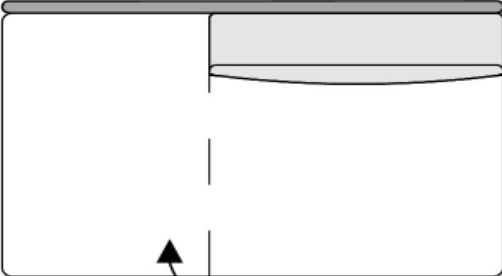
REVISES 08.23.2024

SNOOZE

PRODUCT INFORMATION

1	NL Gesloten positie. FR Position fermée. EN Closed position. DE Geschlossene Position.
	
	

3	NL Verplicht: poten uitklappen. FR Obligatoire : déployez les pieds. EN Mandatory: fold out the feet. DE Verpflichtet: FüÙe entfalten.
	
	

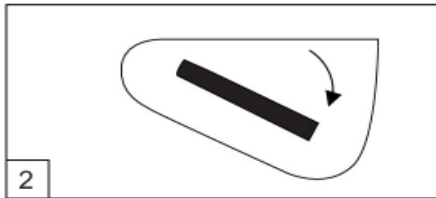
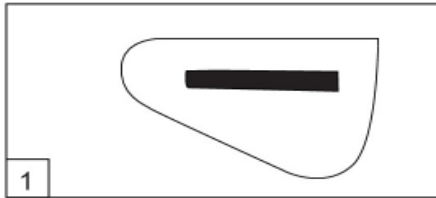
2	NL Open positie (element manueel draaien). FR Position ouverte (tourner l'élément manuellement). EN Open position (turn the element manually). DE Offene Position (drehen Sie das Element manuell).
	
	
NL Draai-element licht optillen tijdens de draaibeweging. Niet op zitten tijdens het draaien. FR Soulevez légèrement l'élément pivotant en tournant. Ne vous asseyez pas en tournant. EN Lift the turning element slightly while turning. Do not sit while turning. DE Heben Sie das Drehelement beim Drehen leicht an. Sitzen Sie nicht beim Drehen.	

SNOOZE

PRODUCT INFORMATION

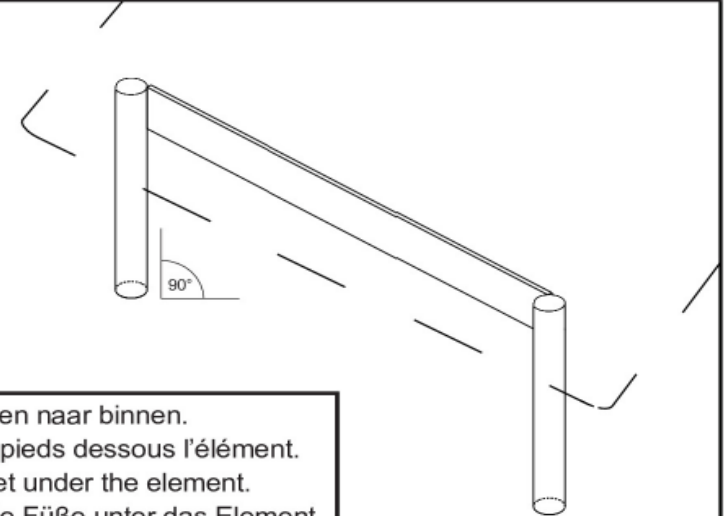
3A

NL Trek aan de hendel aan de onderzijde.
FR Tirez la poignée au bas d'élément.
EN Pull the handle at the bottom of this element.
DE Ziehen Sie den Hebel an der Unterseite des Elements.



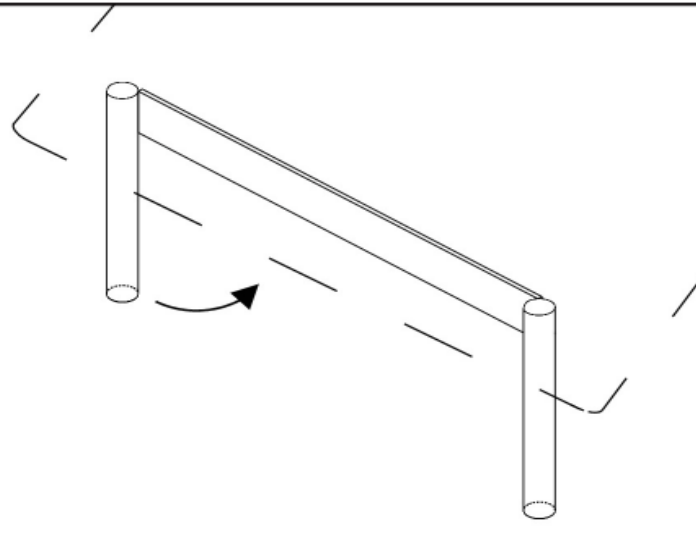
3B

NL Opgelet: poten loodrecht positioneren.
FR Attention : positionnez les pieds perpendiculairement.
EN Attention: position the feet perpendicular.
DE Achtung: Positionieren Sie die FüÙe senkrecht.



4

NL Poten opbergen: duw de poten naar binnen.
FR Plier les pieds : poussez les pieds dessous l'élément.
EN Fold in the legs: push the feet under the element.
DE FüÙe falten: Schieben Sie die FüÙe unter das Element.



SNOOZE

PRODUCT INFORMATION

Wooden Tables

TBL70	Table Oak 90x90cm
TBL86	Table Oak 86x43cm
TBL39	Table Oak 39x86cm
TBL43	Table Oak 43x68cm
TBL21	Table Oak 21x68cm

BOX

BOX	Box with drawer 86x43x21cm <u>ALWAYS</u> in combination with Table Wood (TBL) or Table Marble (TM)
-----	---

Marble Tables Polished finish

TM70C	Table marble Carrara - polished finish - 90x90cm
TM70ME	Table marble Marron Emperador - polished finish - 90x90cm
TM70NM	Table marble Nero Marquina - polished finish - 90x90cm
TM70CD	Table marble Calacatta D'oro - polished finish - 90x90cm
TM70ELG	Table marble Marron Emperador Light Grey - polished finish - 90x90cm
TM86C	Table marble Carrara - polished finish - 86x43cm
TM86ME	Table marble Marron Emperador - polished finish - 86x43cm
TM86NM	Table marble Nero Marquina - polished finish - 86x43cm
TM86CD	Table marble Calacatta D'oro - polished finish - 86x43cm
TM86ELG	Table marble Marron Emperador Light Grey - polished finish - 86x43cm
TM39C	Table marble Carrara - polished finish - 39x86cm
TM39ME	Table marble Marron Emperador - polished finish - 39x86cm
TM39NM	Table marble Nero Marquina - polished finish - 39x86cm
TM39CD	Table marble Calacatta D'oro - polished finish - 39x86cm
TM39ELG	Table marble Marron Emperador Light Grey - polished finish - 39x86cm
TM43C	Table marble Carrara - polished finish - 43x68cm
TM43ME	Table marble Marron Emperador - polished finish - 43x68cm
TM43NM	Table marble Nero Marquina - polished finish - 39x86cm
TM43CD	Table marble Calacatta D'oro - polished finish - 39x86cm
TM43ELG	Table marble Marron Emperador Light Grey - polished finish - 39x86cm
TM21C	Table marble Carrara - polished finish - 21x68cm
TM21ME	Table marble Marron Emperador - polished finish - 21x68cm
TM21NM	Table marble Nero Marquina - polished finish - 21x68cm
TM21CD	Table marble Calacatta D'oro - polished finish - 21x68cm
TM21ELG	Table marble Marron Emperador Light Grey - polished finish - 21x68cm
TM112C	Table marble Carrara - polished finish - 112x43cm
TM112ME	Table marble Marron Emperador - polished finish - 112x43cm
TM112NM	Table marble Nero Marquina - polished finish - 112x43cm
TM112CD	Table marble Calacatta D'oro - polished finish - 112x43cm
TM112ELG	Table marble Marron Emperador Light Grey - polished finish - 112x43cm

Marble Tables Matt finish

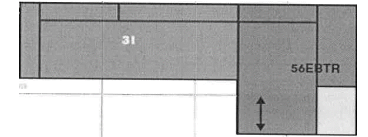

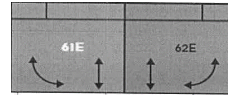
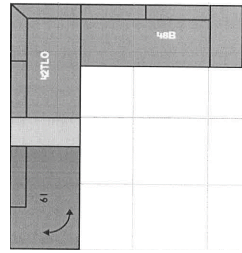
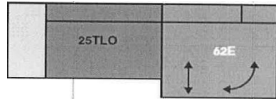
TM70C M	Table marble Carrara - Matt finish - 90x90cm
TM70ME M	Table marble Marron Emperador - Matt finish - 90x90cm
TM70NM M	Table marble Nero Marquina - Matt finish - 90x90cm
TM70CD M	Table marble Calacatta D'oro - Matt finish - 90x90cm
TM70ELG M	Table marble Marron Emperador Light Grey - Matt finish - 90x90cm
TM86C M	Table marble Carrara - Matt finish - 86x43cm
TM86ME M	Table marble Marron Emperador - Matt finish - 86x43cm
TM86NM M	Table marble Nero Marquina - Matt finish - 86x43cm
TM86CD M	Table marble Calacatta D'oro - Matt finish - 86x43cm
TM86ELG M	Table marble Marron Emperador Light Grey - Matt finish - 86x43cm
TM39C M	Table marble Carrara - Matt finish - 39x86cm
TM39ME M	Table marble Marron Emperador - Matt finish - 39x86cm
TM39NM M	Table marble Nero Marquina - Matt finish - 39x86cm
TM39CD M	Table marble Calacatta D'oro - Matt finish - 39x86cm
TM39ELG M	Table marble Marron Emperador Light Grey - Matt finish - 39x86cm
TM43C M	Table marble Carrara - Matt finish - 43x68cm
TM43ME M	Table marble Marron Emperador - Matt finish - 43x68cm
TM43NM M	Table marble Nero Marquina - Matt finish - 39x86cm
TM43CD M	Table marble Calacatta D'oro - Matt finish - 39x86cm
TM43ELG M	Table marble Marron Emperador Light Grey - Matt finish - 39x86cm
TM21C M	Table marble Carrara - Matt finish - 21x68cm
TM21ME M	Table marble Marron Emperador - Matt finish - 21x68cm
TM21NM M	Table marble Nero Marquina - Matt finish - 21x68cm
TM21CD M	Table marble Calacatta D'oro - Matt finish - 21x68cm
TM21ELG M	Table marble Marron Emperador Light Grey - Matt finish - 21x68cm
TM112C M	Table marble Carrara - Matt finish - 112x43cm
TM112ME M	Table marble Marron Emperador - Matt finish - 112x43cm
TM112NM M	Table marble Nero Marquina - Matt finish - 112x43cm
TM112CD M	Table marble Calacatta D'oro - Matt finish - 112x43cm
TM112ELG M	Table marble Marron Emperador Light Grey - Matt finish - 112x43cm

PRICING EFFECTIVE 04.01.2024

REVISES 08.23.2024

SNOOZE

SH: 18 1/2"
SD: 23 5/8"



W:	118 1/2"	121 1/4"	101 5/8"	143 3/4"	143 3/8"
H:	25 5/8"	25 5/8"	25 5/8"	25 5/8"	25 5/8"
D:	45 5/8"	145 3/4"	45 5/8"	45 7/8"	71 5/8"

Article Code	Predesigned A	Predesigned B	Predesigned C	Predesigned D	Predesigned E
Description	25TLO + 62E	61 + 42TLO + 48B	61E + 62E	31 + 62E	31 + 56EBTR

COM Yardage	15.31	25.15	19.68	19.68	17.50
-------------	-------	-------	-------	-------	-------

Fabric	
COM	
ST03	
ST05	
ST06	
ST07	
ST08	
ST09	

COL Sqft	322.92	586.63	387.50	441.32	462.85
----------	--------	--------	--------	--------	--------


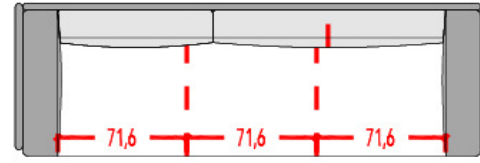
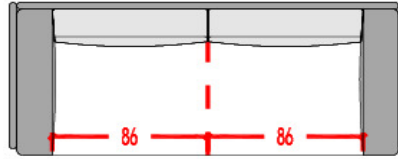
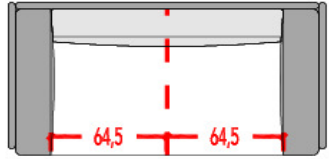
Leather	
COL	
W4	
W6	
WW11	
WW15	

NOT AVAILABLE IN LEATHERS: W401XX, W429XX, W477XX

SNOOZE

ARM H: 30 3/8"
ARM W: 8 1/2"

SH: 18 1/2"
SD: 23 5/8"



W:	67 1/2	84 1/2	101 1/2	31 1/2"
H:	32 5/8"	32 5/8"	32 5/8"	9 7/8"
D:	36 5/8"	36 5/8"	36 5/8"	4"

Article Code	20	45	30	BCL1
Description	Small 2 Seater w/ Narrow High Arms	Medium 2 Seater w/ Narrow High Arms	Large 2 Seater w/ Narrow High Arms	Lumbar Pillow

COM Yardage	9.84	9.84	10.94	1.09
--------------------	------	------	-------	------

Fabric	
COM	
ST03	
ST05	
ST06	
ST07	
ST08	
ST09	

COL Sqft	193.75	209.90	344.44	16.15
-----------------	--------	--------	--------	-------

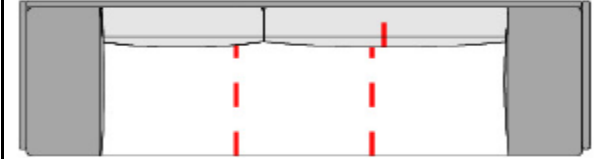
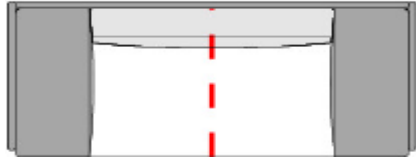
Leather	
COL	
W4	
W6	
WW11	
WW15	

NOT AVAILABLE IN LEATHERS: W401XX, W429XX, W477XX

SNOOZE

ARM H: 24"
ARM W: 17"

SH: 18 1/2"
SD: 23 5/8"



W:	84 5/8"	101 5/8"	118 1/2"
H:	32 5/8"	32 5/8"	32 5/8"
D:	36 5/8"	36 5/8"	36 5/8"

Article Code	20B	45B	30B
Description	Small 2 Seater w/ Low Wide Arms	Medium 2 Seater w/ Low Wide Arms	Large 2 Seater w/ Low Wide Arms

COM Yardage	9.84	9.84	10.94
-------------	------	------	-------

Fabric	
COM	
ST03	
ST05	
ST06	
ST07	
ST08	
ST09	

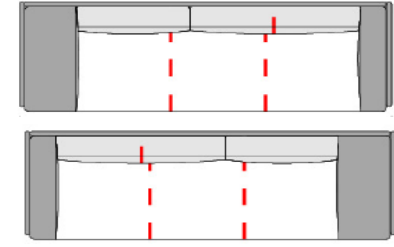
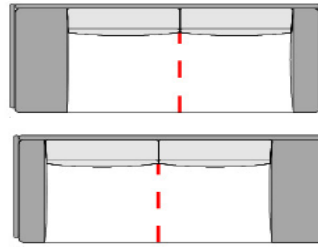
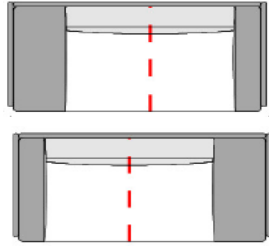
COL Sqft	193.75	209.90	344.44
----------	--------	--------	--------

Leather	
COL	
W4	
W6	
WW11	
WW15	

NOT AVAILABLE IN LEATHERS: W401XX, W429XX , W477XX

SNOOZE

SH: 18 1/2"
SD: 23 5/8"



W:	76 1/4"	93 1/8"	110"
H:	32 5/8"	32 5/8"	32 5/8"
D:	36 5/8"	36 5/8"	36 5/8"

Article Code	20BL/20BR	45BL/45BR	30BL/30BR
Description	20BL = Small 2 Seater w/ Left Wide Low Arm & Right Narrow High Arm 20BR = Small 2 Seater w/ Left High Narrow Arm & Right Wide Low Arm	45BL = Medium 2 Seater w/ Left Wide Low Arm & Right Narrow High Arm 45BR = Medium 2 Seater w/ Left High Narrow Arm & Right Wide Low Arm	30BL = Large 2 Seater w/ Left Wide Low Arm & Right Narrow High Arm 30BR = Large 2 Seater w/ Left High Narrow Arm & Right Wide Low Arm

COM Yardage	10.94	12.03	13.12
-------------	-------	-------	-------

Fabric			
COM ST03 ST05 ST06 ST07 ST08 ST09			

COL Sqft	215.28	236.81	344.44
----------	--------	--------	--------

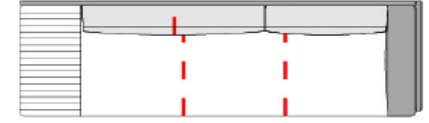
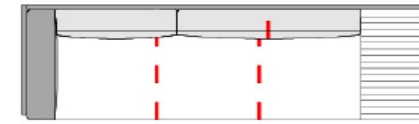
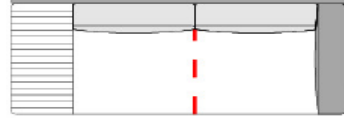
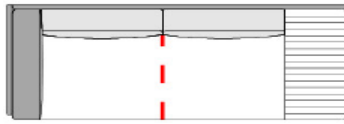
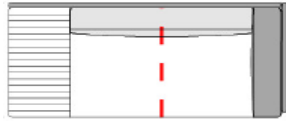
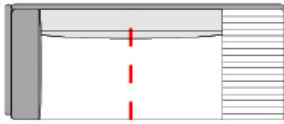
Leather			
COL W4 W6 WW11 WW15			

NOT AVAILABLE IN LEATHERS: W401XX, W429XX , W477XX

SNOOZE

ARM H: 30 3/8"
ARM W: 8 1/2"

SH: 18 1/2"
SD: 23 5/8"



W:	76 1/4"	93 1/8"	110"
H:	32 5/8"	32 5/8"	32 5/8"
D:	36 5/8"	36 5/8"	36 5/8"

Article Code	21TRO/22TLO	47TRO/48TLO	31TRO/32TLO
Description	21TRO = Small 2 Seater w/ Left Narrow High Arm & Right Side Table 22TLO = Small 2 Seater w/ Left Side Table & Right Narrow High Arm	47TRO = Medium 2 Seater w/ Left Narrow High Arm & Right Side Table 48TLO = Medium 2 Seater w/ Left Side Table & Right Narrow High Arm	31TRO = Large 2 Seater w/ Left Narrow High Arm & Right Side Table 32TLO = Large 2 Seater w/ Left Side Table & Right Narrow High Arm

COM Yardage	8.75	10.94	10.94
--------------------	------	-------	-------

Fabric	
COM	
ST03	
ST05	
ST06	
ST07	
ST08	
ST09	

COL Sqft	172.22	215.28	279.86
-----------------	--------	--------	--------

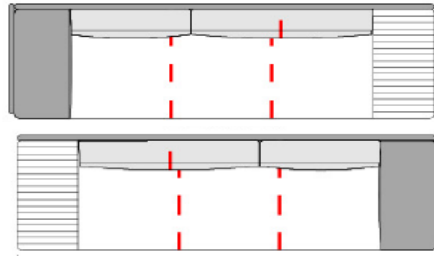
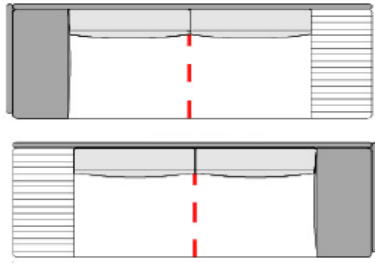
Leather	
COL	
W4	
W6	
WW11	
WW15	

NOT AVAILABLE IN LEATHERS: W401XX, W429XX, W477XX

SNOOZE

ARM H: 24"
ARM W: 17"

SH: 18 1/2"
SD: 23 5/8"



W:	101 5/8"	118 1/2"	-
H:	32 5/8"	32 5/8"	-
D:	36 5/8"	36 5/8"	-

Article Code	47BTRO/48BTLO	31BTRO/32BTLO	BOX
Description	47BTRO = Medium 2 Seater w/ Left Wide Low Arm & Right Side Table 48BTLO = Medium 2 Seater w/ Left Side Table & Right Low Wide Arm	31BTRO = Large 2 Seater w/ Left Wide Low Arm & Right Side Table 32BTLO = Large 2 Seater w/ Left Side Table & Right Low Wide Arm	ADD ON DRAWER BOX FOR TABLES

COM Yardage	10.94	10.94	-
--------------------	-------	-------	---

Fabric			
COM			
ST03			
ST05			
ST06			
ST07			
ST08			
ST09			

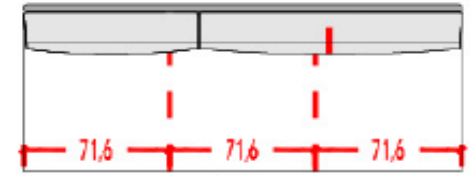
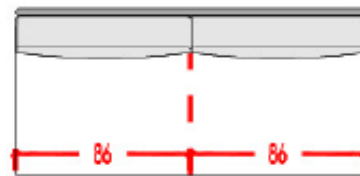
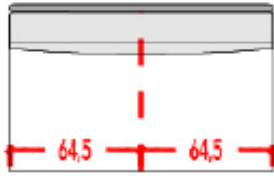
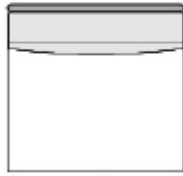
COL Sqft	215.28	279.86	-
-----------------	--------	--------	---

Leather			
COL			
W4			
W6			
WW11			
WW15			

NOT AVAILABLE IN LEATHERS: W401XX, W429XX, W477XX

SNOOZE

SH: 18 1/2"
SD: 23 5/8"



W:	33 7/8"	50 3/4"	67 3/4"	84 5/8"
H:	32 5/8"	32 5/8"	32 5/8"	32 5/8"
D:	36 5/8"	36 5/8"	36 5/8"	36 5/8"

Article Code	15	25	46	36
Description	Armless Seat	Armless Small 2 Seater	Armless Medium 2 Seater	Armless Large 2 Seater

COM Yardage	4.37	5.47	6.01	8.75
--------------------	------	------	------	------

Fabric	
COM	
ST03	
ST05	
ST06	
ST07	
ST08	
ST09	

COL Sqft	96.88	129.17	129.17	215.28
-----------------	-------	--------	--------	--------

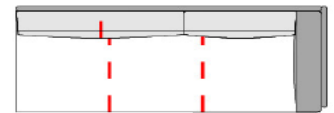
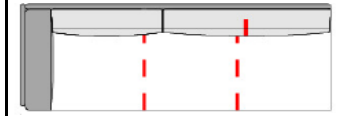
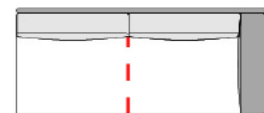
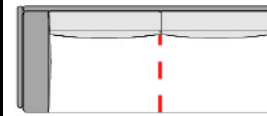
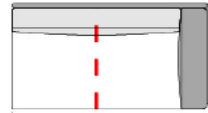
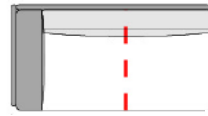
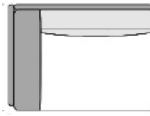
Leather	
COL	
W4	
W6	
WW11	
WW15	

NOT AVAILABLE IN LEATHERS: W401XX, W429XX, W477XX

SNOOZE

ARM H: 30 3/8"
ARM W: 8 1/2"

SH: 18 1/2"
SD: 23 5/8"



W:	42 3/8"	59 1/4"	76 1/4"	93 1/8"
H:	32 5/8"	32 5/8"	32 5/8"	32 5/8"
D:	36 5/8"	36 5/8"	36 5/8"	36 5/8"

Article Code	11/12	21/22	47/48	31/32
Description	11= Left Arm Facing Seat w/ Narrow Arm 12= Right Arm Facing Seat w/ Narrow Arm	21= Left Arm Facing Small 2 Seater w/ Narrow Arm 22= Right Arm Facing Small 2 Seater w/ Narrow Arm	47= Left Arm Facing Medium 2 Seater w/ Narrow Arm 48= Right Arm Facing Medium 2 Seater w/ Narrow Arm	31= Left Arm Facing Large 2 Seater w/ Narrow Arm 32= Right Arm Facing Large 2 Seater w/ Narrow Arm

COM Yardage	5.47	7.66	7.66	9.84
-------------	------	------	------	------

Fabric	
COM	
ST03	
ST05	
ST06	
ST07	
ST08	
ST09	

COL Sqft	129.17	172.22	209.90	247.57
----------	--------	--------	--------	--------

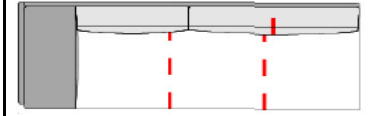
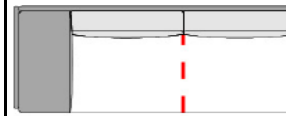
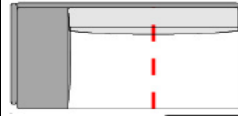
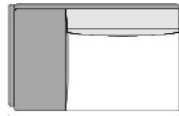
Leather	
COL	
W4	
W6	
WW11	
WW15	

NOT AVAILABLE IN LEATHERS: W401XX, W429XX, W477XX

SNOOZE

ARM H: 24"
ARM W: 17"

SH: 18 1/2"
SD: 23 5/8"



W:	50 3/4"	67 3/4"	84 5/8"	101 1/2"
H:	32 5/8"	32 5/8"	32 5/8"	32 5/8"
D:	36 5/8"	36 5/8"	36 5/8"	36 5/8"

Article Code	11B/12B	21B/22B	47B/48B	31B/32B
Description	11B = Left Arm Facing Seat w/ Wide Arm 12B = Right Arm Facing Seat w/ Wide Arm	21B = Left Arm Facing Small 2 Seater w/ Wide Arm 22B = Right Arm Facing Small 2 Seater w/ Wide Arm	47B = Left Arm Facing Medium 2 Seater w/ Wide Arm 48B = Right Arm Facing Medium 2 Seater w/ Wide Arm	31B = Left Arm Facing Large 2 Seater w/ Wide Arm 32B = Right Arm Facing Large 2 Seater w/ Wide Arm

COM Yardage	5.47	7.66	7.66	9.84
-------------	------	------	------	------

Fabric	
COM	
ST03	
ST05	
ST06	
ST07	
ST08	
ST09	

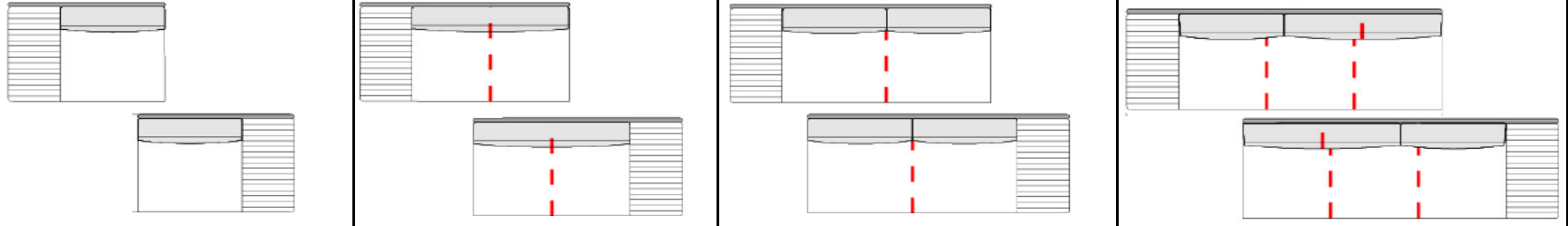
COL Sqft	129.17	172.22	209.90	247.57
----------	--------	--------	--------	--------

Leather	
COL	
W4	
W6	
WW11	
WW15	

NOT AVAILABLE IN LEATHERS: W401XX, W429XX, W477XX

SNOOZE

SH: 18 1/2"
SD: 23 5/8"



W:	50 3/4"	67 3/4"	84 5/8"	101 1/2"
H:	32 5/8"	32 5/8"	32 5/8"	32 5/8"
D:	36 5/8"	36 5/8"	36 5/8"	36 5/8"

Article Code	15TLO/15TRO	25TLO/25TRO	46TLO/46TRO	36TLO/36TRO
Description	15TLO = Armless Seat w/ Left Side Table 15TRO = Armless Seat w/ Right Side Table	25TLO = Armless Small 2 Seater w/ Left Side Table 25TRO = Armless Small 2 Seater w/ Right Side Table	46TLO = Armless Medium 2 Seater w/ Left Side Table 46TRO = Armless Medium 2 Seater w/ Right Side Table	36TLO = Armless Large 2 Seater w/ Left Side Table 36TRO = Armless Large 2 Seater w/ Right Side Table

COM Yardage	5.47	5.47	6.56	8.75
--------------------	------	------	------	------

Fabric	
COM	
ST03	
ST05	
ST06	
ST07	
ST08	
ST09	

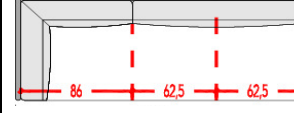
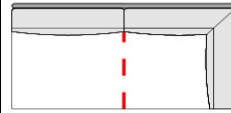
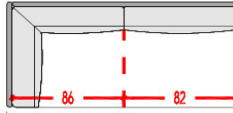
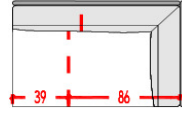
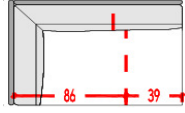
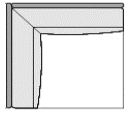
COL Sqft	129.17	129.17	129.17	215.28
-----------------	--------	--------	--------	--------

Leather	
COL	
W4	
W6	
WW11	
WW15	

NOT AVAILABLE IN LEATHERS: W401XX, W429XX, W477XX

SNOOZE

SH: 18 1/2"
SD: 23 5/8"



W:	36 5/8"	50 3/4"	50 3/4"	67 3/4"	67 3/4"	84 5/8"	84 5/8"
H:	32 5/8"	32 5/8"	32 5/8"	32 5/8"	32 5/8"	32 5/8"	32 5/8"
D:	36 5/8"	36 5/8"	36 5/8"	36 5/8"	36 5/8"	36 5/8"	36 5/8"

Article Code	40	141	142	41	42	241	242
Description	Corner	Left Side Extended Corner	Right Side Extended Corner	Left Side Extended 2 Seater Corner	Right Side Extended 2 Seater Corner	Left Side Extended Large 2 Seater Corner	Right Side Extended Large 2 Seater Corner

COM Yardage	4.05	5.47	5.47	6.01	6.01	7.11	7.11
--------------------	------	------	------	------	------	------	------

Fabric	
COM	
ST03	
ST05	
ST06	
ST07	
ST08	
ST09	

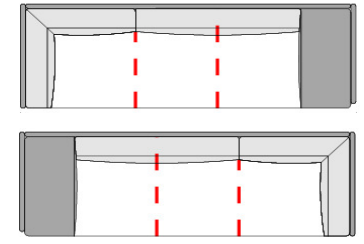
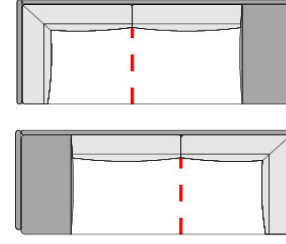
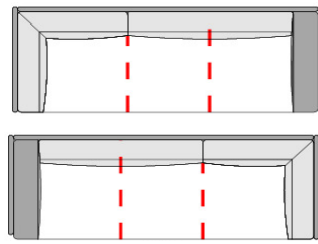
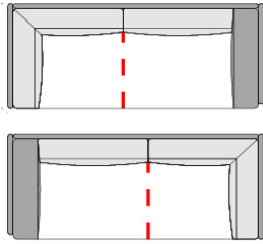
COL Sqft	102.26	150.69	150.69	161.46	161.46	242.19	242.19
-----------------	--------	--------	--------	--------	--------	--------	--------

Leather	
COL	
W4	
W6	
WW11	
WW15	

NOT AVAILABLE IN LEATHERS: W401XX, W429XX , W477XX

SNOOZE

SH: 18 1/2"
SD: 23 5/8"



W:	76 1/4"	93 1/8"	84 5/8"	101 1/2"
H:	32 5/8"	32 5/8"	32 5/8"	32 5/8"
D:	36 5/8"	36 5/8"	36 5/8"	36 5/8"

Article Code	41S/42S	241S/242S	41B/42B	241B/242B
Description	41S = Right Arm Facing Extended Corner w/ Narrow High Arm 42S = Left Arm Facing Extended Corner w/ Narrow High Arm	241S = Right Arm Facing Extra Extended Corner w/ Narrow High Arm 242S = Left Arm Facing Extra Extended Corner w/ Narrow High Arm	41B = Right Arm Facing Extended Corner w/ Low Wide Arm 42B = Left Arm Facing Extended Corner w/ Low Wide Arm	241B = Right Arm Facing Extra Extended Corner w/ Low Wide Arm 242B = Left Arm Facing Extra Extended Corner w/ Low Wide Arm

COM Yardage	8.75	9.84	10.94	12.03
-------------	------	------	-------	-------

Fabric	
COM	
ST03	
ST05	
ST06	
ST07	
ST08	
ST09	

COL Sqft	193.75	279.86	236.81	322.92
----------	--------	--------	--------	--------

Leather	
COL	
W4	
W6	
WW11	
WW15	

NOT AVAILABLE IN LEATHERS: W401XX, W429XX, W477XX

SNOOZE

SH: 18 1/2" SD: 23 5/8"					
W:	84 5/8"	101 1/2"	50 3/4"	67 3/4"	84 5/8"
H:	32 5/8"	32 5/8"	32 5/8"	32 5/8"	32 5/8"
D:	36 5/8"	36 5/8"	36 5/8"	36 5/8"	36 5/8"

Article Code	41TRO/42TLO	241TRO/242TLO	151/152	51/52	251/252
Description	41TRO = Left Side Facing Extended Corner w/ Right Side Table 42TLO = Right Side Facing Extended Corner w/ Left Side Table	241TRO = Left Side Facing Extra Extended Corner w/ Right Side Table 242TLO = Right Side Facing Extra Extended Corner w/ Left Side Table	151 = Armless Seat w/ Left Side Bumper End 152 = Armless Seat w/ Right Side Bumper End	51 = Armless 2 Seater w/ Left Side Bumper End 52 = Armless 2 Seater w/ Right Side Bumper End	251 = Armless Large 2 Seater w/ Left Side Bumper End 252 = Armless Large 2 Seater w/ Right Side Bumper End

COM Yardage	8.75	9.84	5.47	7.66	9.84
-------------	------	------	------	------	------

Fabric	
COM	
ST03	
ST05	
ST06	
ST07	
ST08	
ST09	

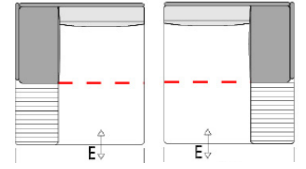
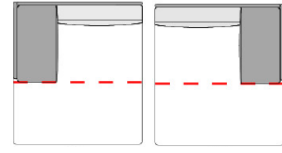
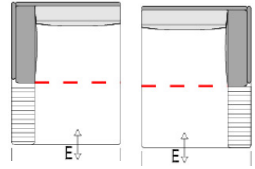
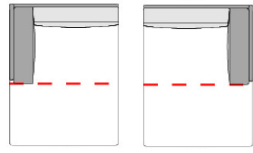
COL Sqft	193.75	279.86	129.17	150.69	204.51
----------	--------	--------	--------	--------	--------

Leather	
COL	
W4	
W6	
WW11	
WW15	

NOT AVAILABLE IN LEATHERS: W401XX, W429XX, W477XX

SNOOZE

SH: 18 1/2"



W:	42 3/8"	42 3/8"	50 3/4"	50 3/4"	50 3/4"
H:	32 5/8"	32 5/8"	32 5/8"	32 5/8"	32 5/8"
D:	62 5/8"	62 5/8"	62 5/8"	62 5/8"	62 5/8"

Article Code	57/56	57ETL/56ETR	57B/56B	57BTL/56BTR	57EBTL/56EBTR
Description	57 = Left Arm Facing Chaise w/ Narrow High Arm 56 = Right Arm Facing Chaise w/ Narrow High Arm	57ETL = Left Arm Facing Chaise incl Motorized Extender and Back Rest w/ Narrow High Arm & Table, incl Lumbar Pillow 56ETL = Right Arm Facing Chaise incl Motorized Extender and Back Rest w/ Narrow High Arm & Table, incl Lumbar Pillow	57B = Left Arm Facing Chaise w/ Low Wide Arm 56B = Right Arm Facing Chaise w/ Low Wide Arm	57BTL = Left Arm Facing Chaise w/ Low Wide Arm & Table 56BTR = Right Arm Facing Chaise w/ Low Wide Arm & Table	57EBTL = Left Arm Facing Chaise incl Motorized Extender and Back Rest w/ Low Wide Arm & Table, incl Lumbar Pillow 56EBTL = Right Arm Facing Chaise incl Motorized Extender and Back Rest w/ Low Wide Arm & Table, incl Lumbar Pillow

COM Yardage	8.75	8.75	9.84	7.66	7.66
--------------------	------	------	------	------	------

Fabric	
COM	
ST03	
ST05	
ST06	
ST07	
ST08	
ST09	

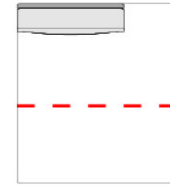
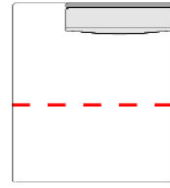
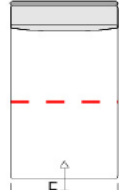
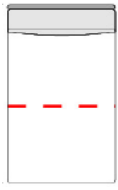
COL Sqft	215.28	215.28	236.81	215.28	215.28
-----------------	--------	--------	--------	--------	--------

Leather	
COL	
W4	
W6	
WW11	
WW15	

NOT AVAILABLE IN LEATHERS: W401XX, W429XX, W477XX

SNOOZE

SH: 18 1/2"



W:	33 7/8"	33 7/8"	50 3/4"	50 3/4"	35 1/2"	36 5/8"
H:	32 5/8"	32 5/8"	32 5/8"	32 5/8"		
D:	62 5/8"	62 5/8"	62 5/8"	62 5/8"	35 1/2"	35 1/2"

Article Code	55	55E	59	58	70	90
Description	Armless Chaise	Armless Chaise w/ Motorized Extender and Back Rest	Armless Chaise w/ Left Side Extended	Armless Chaise w/ Right Side Extended	Table	Ottoman

COM Yardage	7.66	7.66	10.94	10.94	-	4.37
-------------	------	------	-------	-------	---	------

Fabric	
COM	
ST03	
ST05	
ST06	
ST07	
ST08	
ST09	

COL Sqft	161.46	161.46	258.33	258.33	-	86.11
----------	--------	--------	--------	--------	---	-------

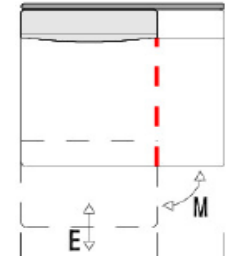
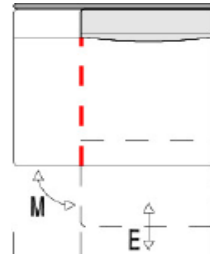
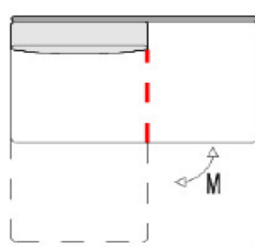
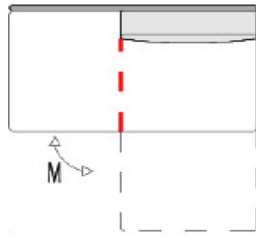
Leather	
COL	
W4	
W6	
WW11	
WW15	

NOT AVAILABLE IN LEATHERS: W401XX, W429XX , W477XX

SNOOZE

DEPTH W/ TURN
ELEMENT: 62 5/8"

SH: 18 1/2"



W:	61"	61"	50 3/4"	50 3/4"
H:	32 5/8"	32 5/8"	32 5/8"	32 5/8"
D:	36 5/8"	36 5/8"	45 5/8"	45 5/8"

Article Code	61	62	61E	62E
Description	Turn Element Left	Turn Element Right	Turn Element Left w/ Motorized Extender & Back Rest, incl Lumbar Pillow	Turn Element Right w/ Motorized Extender & Back Rest, incl Lumbar Pillow

COM Yardage	8.75	8.75	9.84	9.84
--------------------	------	------	------	------

Fabric				
COM				
ST03				
ST05				
ST06				
ST07				
ST08				
ST09				

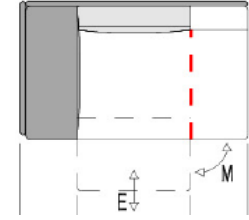
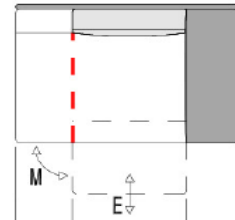
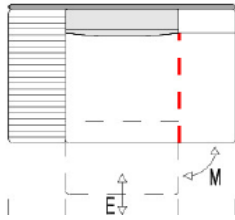
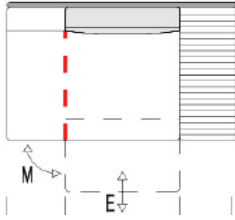
COL Sqft	182.99	182.99	193.75	193.75
-----------------	--------	--------	--------	--------

Leather				
COL				
W4				
W6				
WW11				
WW15				

NOT AVAILABLE IN LEATHERS: W401XX, W429XX, W477XX

SNOOZE

DEPTH W/ TURN
ELEMENT: 62 5/8"



W: 67 1/2

67 1/2

67 1/2

67 1/2

H: 32 5/8"

32 5/8"

32 5/8"

32 5/8"

D: 45 5/8"

45 5/8"

45 5/8"

45 5/8"

Article Code	61ETRO	62ETLO	61EB	62EB
Description	Turn Element Left incl Motorized Extender & Back Rest w/ Right Side Table, incl Lumbar Pillow	Turn Element Right incl Motorized Extender & Back Rest w/ Right Side Table, incl Lumbar Pillow	Right Side Low Wide Arm w/ Turn Element Left incl Motorized Extender & Back Rest, incl Lumbar Pillow	Left Side Low Wide Arm w/ Turn Element Left incl Motorized Extender & Back Rest, incl Lumbar Pillow

COM Yardage	9.84	9.84	10.94	10.94
-------------	------	------	-------	-------

Fabric	
COM	
ST03	
ST05	
ST06	
ST07	
ST08	
ST09	

COL Sqft	193.75	193.75	226.04	226.04
----------	--------	--------	--------	--------

Leather	
COL	
W4	
W6	
WW11	
WW15	

NOT AVAILABLE IN LEATHERS: W401XX, W429XX, W477XX