

STONE

MOOME COLLECTION



STONE

PRODUCT INFORMATION

STANDARD:

WOODEN FEET (H: 12CM) = HF1
NO COST OPTION WOODEN FEET (H: 12CM) = HF2




EXCEPT FOR: EL 10 = PLP
EL 10VD = WOODEN BASE AVAILABLE IN BLACK (SEE BELOW PHOTO)



****ONLY ELEMENTS 10-10DV AND 909 ARE AVAILABLE IN LEATHER****

PIPING: AVAILABLE AT NOT COST = STONE-R
AVAILABLE COLORS FOR PIPING: RU0001 / RU0020 / RU0022 / RU0058 / RU0060



POSSIBLE: LEATHER ARM - COMBINATION 4
LEATHER ARM W/ PIPING - 4R

UPCHARGE	
UPCHARGE	

ARM CUSHION IS ITEM 909 :



STONE

PRODUCT INFORMATION

WOOD FINISH OPTIONS FOR LEGS (PLINTH ALWAYS IN ZB)



A (CBM121)

Blank
Brut



KO

Koloniaal
Colonial



CBM411

Grijs eik mat gelakt
Chêne gris laqué mat



AP (CBM131)

Blank gepatineerd
Brut pantiné



KWI

Krijt wit
Craie blanc



E06M

Midden eik
Chêne moyen



B

Bali bruin
Bali brun



L (CBM171)

E50 donker eik
Chêne foncé



GM

Grijs gekrijt eik
Chêne gris cri



BR

Brut



P (CBM201)

Gepatineerd
Patiné



TWR

Wenge



CBM361

Olie olijfgroen



R (CBM261)

Kersen
Merisier



ZB

Zwart gebeitst
Noir laque



CBM391

Grijs eik zandkleur
Chêne gris sable



RA (CBM 242)

Kersen gepatineerd
Merisier patiné



S100

Antraciet
Anthracite

STONE

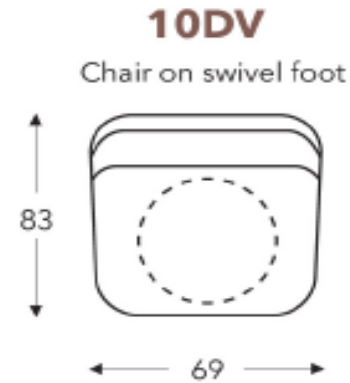
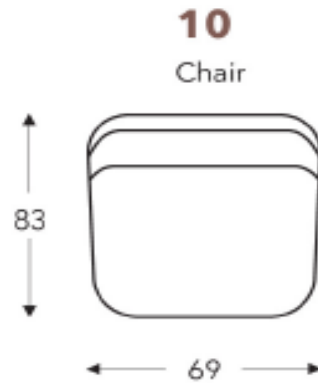
PRODUCT INFORMATION

DIMENSIONS IN CM

ARM CUSHION

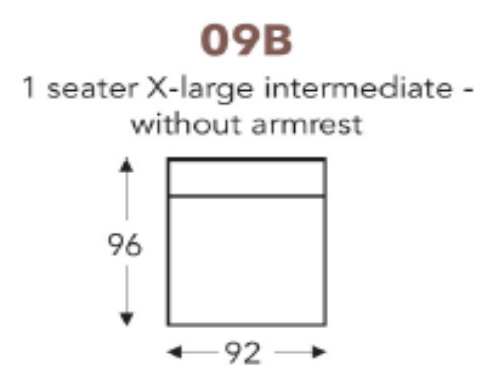
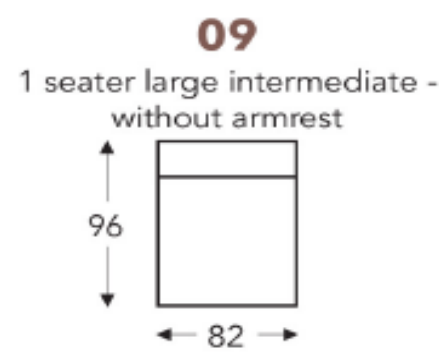
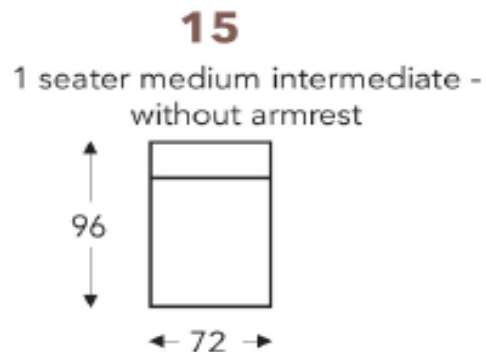
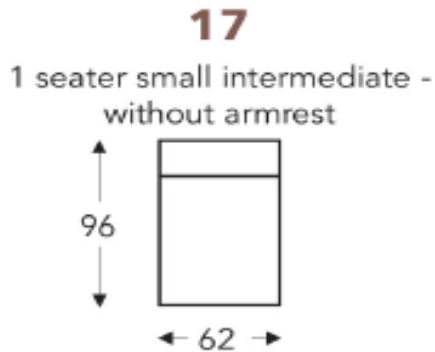


SINGLE CHAIRS



Width : 69 cm
Feet height: 4 cm
Seat dept: 56 cm
Seat height: 44 cm
Back height: 82 cm
Dept: 83 cm

ARMLESS ELEMENTS



STONE

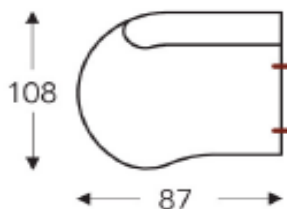
PRODUCT INFORMATION

DIMENSIONS IN CM

CURVED BUMPER END ELEMENTS

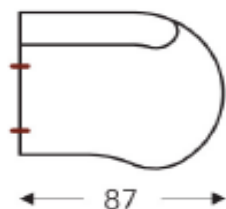
119

1 seater small left -
without armrest



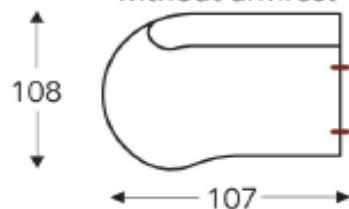
118

1 seater small right -
without armrest



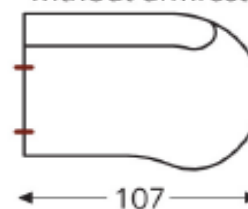
107

1 seater large left -
without armrest



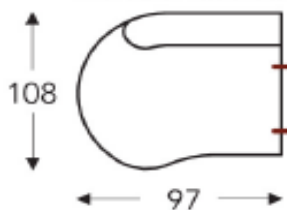
108

1 seater large right -
without armrest



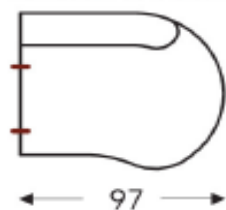
111

1 seater medium left -
without armrest



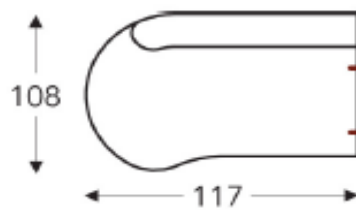
112

1 seater medium right -
without armrest



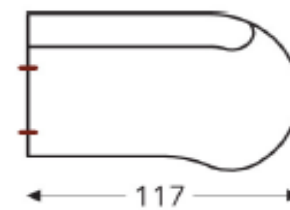
107B

1 seater X-large left -
without armrest



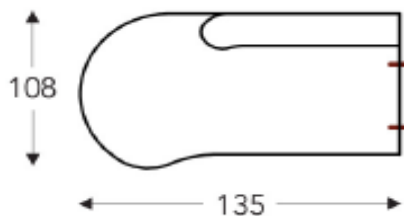
108B

1 seater X-large right -
without armrest



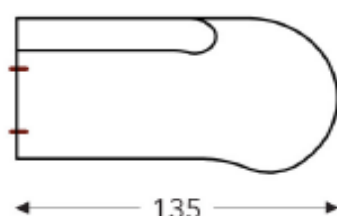
63

Endelement left



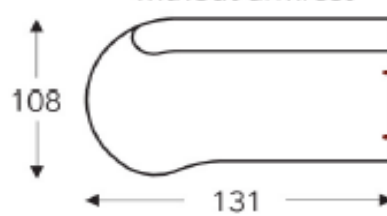
64

Endelement right



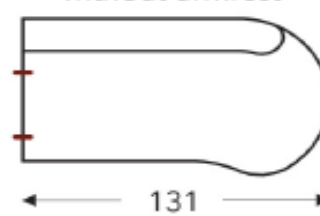
53

1 seater XX-large left -
without armrest



54

1 seater XX-large right -
without armrest



STONE

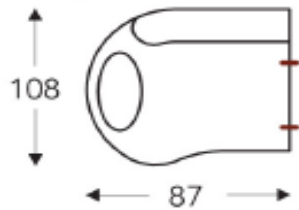
PRODUCT INFORMATION

DIMENSIONS IN CM

CURVED 1 ARM ELEMENTS:

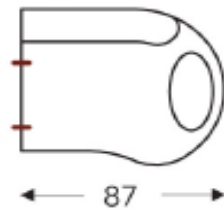
19

1 seater small left -
with adjustable armrest



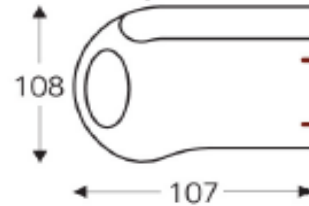
18

1 seater small right -
with adjustable armrest



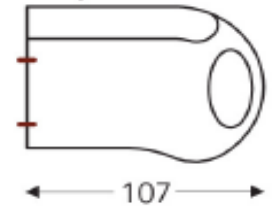
07

1 seater large left -
with adjustable armrest



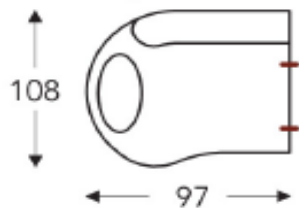
08

1 seater large right -
with adjustable armrest



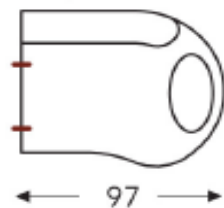
11

1 seater medium left -
with adjustable armrest



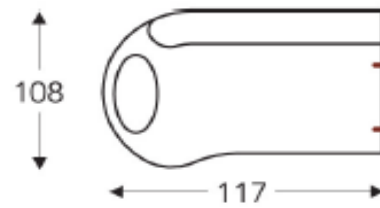
12

1 seater medium right -
with adjustable armrest



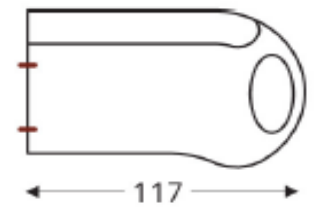
07B

1 seater X-large left -
with adjustable armrest



08B

1 seater X-large right -
with adjustable armrest



STONE

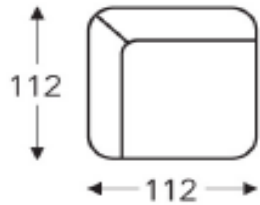
PRODUCT INFORMATION

DIMENSIONS IN CM

CORNER ELEMENTS

40

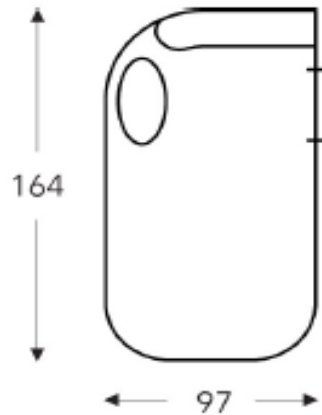
Corner



CHAISES

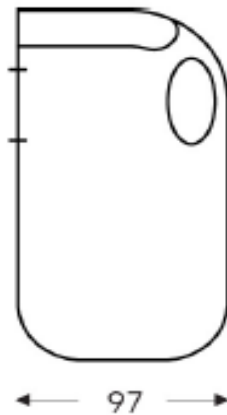
57

Longchair left -
with adjustable armrest



58

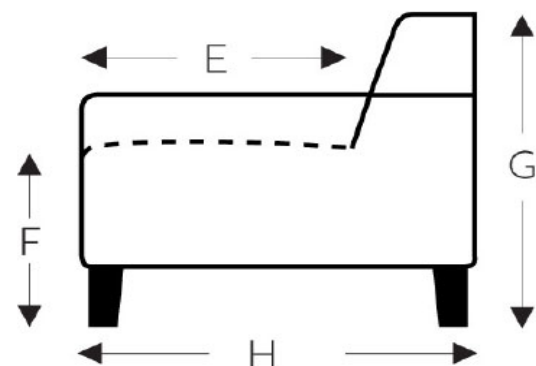
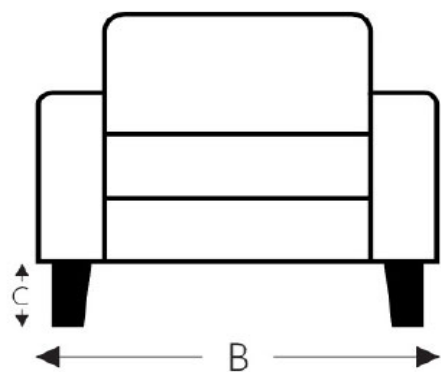
Longchair right -
with adjustable armrest



STONE

PRODUCT INFORMATION

DIMENSIONS IN CM



- B. Width : variable per elements
- C. Feet height: 12 cm
- E. Seat dept: 62 cm
- F. Seat height: 45 cm
- G. Back height: 82 cm
- H. Dept: 108 cm

(Tolerance on dimensions $\pm 3\%$)

STONE

ELEMENT SH: 17 3/4" SD: 24 1/2" FEET H: 4 3/4"					
	W:	24 1/2"	28 3/8"	32 1/4"	36 1/4"
	H:	32 1/4"	32 1/4"	32 1/4"	32 1/4"
	D:	37 3/4"	37 3/4"	37 3/4"	37 3/4"

Article Code	17	15	09	09B
Description	Armless Seat	Armless Seat	Armless Seat	Armless Seat
COM Yardage	3.61	4.37	4.59	5.03

Fabric				
COM				
ST02				
ST03				
ST05				
ST06				

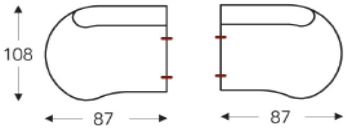
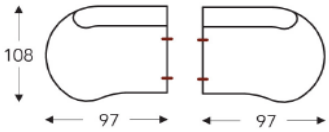
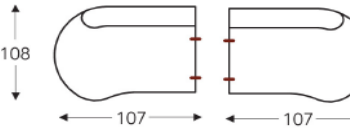
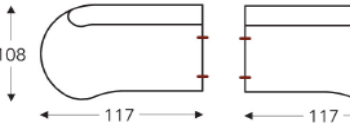
ELEMENT SH: 17 3/4" SD: 24 1/2"					
	W:	34 1/4"	38 1/4"	42 1/8"	46"
	H:	32 1/4"	32 1/4"	32 1/4"	32 1/4"
	D:	42 1/2"	42 1/2"	42 1/2"	42 1/2"

Article Code	19/18	11/12	07/08	07B/08B
Description	19= Left Arm Facing Seat 18= Right Arm Facing Seat	11= Left Arm Facing Seat 12= Right Arm Facing Seat	07= Left Arm Facing Seat 08= Right Arm Facing Seat	07B= Left Arm Facing Seat 08B= Right Arm Facing Seat
COM Yardage	4.70	5.03	4.81	5.47

Fabric				
COM				
ST02				
ST03				
ST05				
ST06				

FABRIC SELECTION MUST BE TB117 CERTIFIED

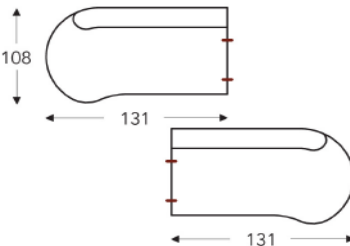
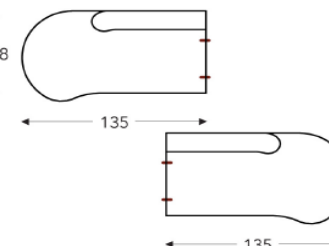
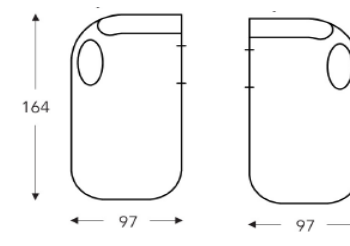
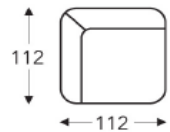
STONE

ELEMENT SH: 17 3/4" SD: 24 1/2" FEET H: 4 3/4"				
	W: 34 1/4"	38 1/4"	42 1/8"	46"
	H: 32 1/4"	32 1/4"	32 1/4"	32 1/4"
	D: 42 1/2"	42 1/2"	42 1/2"	42 1/2"

Article Code	119/118	111/112	107/107	107B/108B
Description	119= Left Side Facing Bumper End 118= Right Side Facing Bumper End	111= Left Side Facing Bumper End 112= Right Side Facing Bumper End	107= Left Side Facing Bumper End 108= Right Side Facing Bumper End	107B= Left Side Facing Bumper End 108B= Right Side Facing Bumper End

COM Yardage	4.59	5.03	4.70	5.25
--------------------	------	------	------	------

Fabric				
COM				
ST02				
ST03				
ST05				
ST06				

ELEMENT SH: 17 3/4" SD: 24 1/2"				
	W: 51 5/8"	53 1/8"	38 1/4"	44"
	H: 32 1/4"	32 1/4"	32 1/4"	32 1/4"
	D: 42 1/2"	42 1/2"	64 5/8"	44"

Article Code	53/54	63/64	57/58	40
Description	53= Left Side Facing Bumper End 54= Right Side Facing Bumper End	63= Left Side Facing Bumper End 64= Right Side Facing Bumper End	57= Left Arm Facing Chaise 64= Right Arm Facing Chaise	Corner

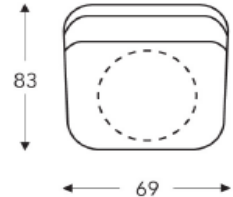
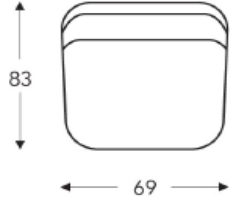
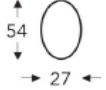
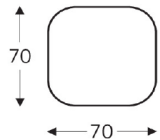
COM Yardage	5.25	5.25	6.01	6.89
--------------------	------	------	------	------

Fabric				
COM				
ST02				
ST03				
ST05				
ST06				

FABRIC SELECTION MUST BE TB117 CERTIFIED

STONE

ELEMENT 10 & 10DV
 SD: 22"
 SH: 17 3/4"
 FEET H: 1 5/8"



W:	27 1/2"	10 5/8"	27 1/8"	27 1/8"
H:	15 3/4"		32 1/4"	32 1/4"
D:	27 1/2"	21 1/4"	32 5/8"	32 5/8"

Article Code	90	909	10	10DV
Description	Ottoman	Arm Cushion	Fixed Chair	Swivel Chair w/ Wooden Plinth Base

COM Yardage	3.28	1.64	3.06	3.06
-------------	------	------	------	------

Fabric				
COM				
ST02				
ST03				
ST05				
ST06				

COL Sq Ft		3.28	6.56	6.56
-----------	--	------	------	------

LEATHER				
COL				
W3				
W4				
W6				

FABRIC SELECTION MUST BE TB117 CERTIFIED