

# TOPAZE I COLLECTION

BY ALEAL



**PLANUM**<sup>®</sup>  
FURNITURE

Swedesford Corporate Center  
619 B Swedesford Road  
Frazer, PA 19355

Email: [info@planumfurniture.com](mailto:info@planumfurniture.com)  
Website: [planumfurniture.com](http://planumfurniture.com)

Tel : 610/251-2120  
Tel : 800/343-0042  
Fax : 610/251-2290

# ALEAL Finishes

## LACQUER FINISHES



LC01 BLACK



LC02 WHITE



LC07 BRICK RED



LC11 TOMATO RED



LC12 SLATE GRAY



LC13 IVORY



LC14 METALLIC  
GRAY



LC15 GRAY BEIGE



LC16 FOG GRAY



LC18 METALLIC  
TAUPE



LC19 CAMOUFLAGE



LC20 GUN  
METAL GRAY



LC21 MUSTARD  
YELLOW



LC22 ASH GRAY



LC23 SILVER  
GRAY




LC26 BURGANDY




LC27 RUBY




LC28 CAPPUCCINO



LC36 PEARL



LC37 PEWTER



LC38 PALOMINO



LC39 PETROL BLUE



BRONZE



SILVER



GOLD



CHAMPAGNE

**PLEASE NOTE ABOVE LACQUERS ARE AVAILABLE IN THE BELOW SHEENS:**

5% MATTE OR 30% SEMIGLOSS - USE MATTE PRICING

100% SHEEN - USE HIGH GLOSS PRICING

# ALEAL Finishes

## OAK & WALNUT FINISHES



BLACK OAK CV01



CHOCOLATE OAK  
CV02



SLATE GRAY OAK  
CV03



IVORY OAK CV12



METALLIC TAUPE  
OAK CV11



METALLIC GRAY  
OAK CV10



OPAL GRAY OAK  
CVL15



GRAY BEIGE OAK  
CV09



WHITE OAK CV04



CHERRY OAK CV05



NATURAL OAK CV06



STEEL GRAY OAK  
CVL14



SMOOTH CHOCOLATE  
OAK CVL16



CVL19



RUSTIC OAK CVL17



WILD OAK CV06



WALNUT NG01

**PLEASE NOTE ABOVE WOODS ARE AVAILABLE IN THE BELOW SHEENS:**

5% MATTE OR 30% SEMIGLOSS - USE MATTE PRICING

\*THEY ARE NOT AVAILABLE IN 100% SHEEN HIGH GLOSS\*\*

# ALEAL Finishes

## EBONY



RECONSTITUTED  
EBONY



NATURAL EBONY

## ROSEWOOD



RECONSTITUTED  
ROSEWOOD




NATURAL  
ROSEWOOD

## EUCALYPTUS FRISE




GREY EUCALYPTUS



POLAR EUCALYPTUS


## PLAIN STAINED EUCALYPTUS




SOFT PLUM



ARGENTO



ESPRESSO EUCALYPTUS



SOFT GREY




TOFFEE


## TULIP WOOD



## OAK FUME



## ASH BURL



BURGANDY



LIGHT GRAY

**PLEASE NOTE ABOVE WOODS ARE AVAILABLE IN THE BELOW SHEENS:**

5% MATTE OR 30% SEMIGLOSS - USE MATTE PRICING

100% SHEEN - USE HIGH GLOSS PRICING

# ALEAL Finishes

## STAINLESS STEEL



**POLISHED STAINLESS  
STEEL**



**BRUSHED STAINLESS  
STEEL**

# TABLE OF CONTENTS

	<u>PAGE #</u>
DINING TABLE	7-8
SIDEBOARD	9
VITRINE	9
BAR	10
MEDIA	10
OCCASIONAL	11

DINING TABLE	Description		Dimensions in Inches		
	Item No.	Finish	W	H	D

**TOPAZE Rectangular Extension Dining Table**

Stainless Steel Accents

94 1/2" | 30" | 43 3/8"  
w/ 2x 19 5/8" Leaf



FINISH OPTIONS		
TOPA-1007/1	Eucalyptus Frise, Ash Burl or Natural Rosewood	
TOPA-1007/2	Tulip Wood	
TOPA-1007/3	Reconstituted Ebony, Oak Fume or Reconstituted Rosewood	
TOPA-1007/4	Natural Ebony	
TOPA-1007/5	Eucalyptus Stain	
TOPA-1007/6	Oak or Walnut (5% or 30% Sheen)	
TOPA-1007/7	All Lacquer	

86 5/8" | 30" | 43 3/8"  
w/ 2x 19 5/8" Leaf

FINISH OPTIONS		
TOPA-1006/1	Eucalyptus Frise, Ash Burl or Natural Rosewood	
TOPA-1006/2	Tulip Wood	
TOPA-1006/3	Reconstituted Ebony, Oak Fume or Reconstituted Rosewood	
TOPA-1006/4	Natural Ebony	
TOPA-1006/5	Eucalyptus Stain	
TOPA-1006/6	Oak or Walnut (5% or 30% Sheen)	
TOPA-1006/7	All Lacquer	

78 3/4" | 30" | 39 3/8"  
w/ 2x 15 3/4" Leaf



FINISH OPTIONS		
TOPA-1005/1	Eucalyptus Frise, Ash Burl or Natural Rosewood	
TOPA-1005/2	Tulip Wood	
TOPA-1005/3	Reconstituted Ebony, Oak Fume or Reconstituted Rosewood	
TOPA-1005/4	Natural Ebony	
TOPA-1005/5	Eucalyptus Stain	
TOPA-1005/6	Oak or Walnut (5% or 30% Sheen)	
TOPA-1005/7	All Lacquer	

70 7/8" | 30" | 39 3/8"  
w/ 2x 15 3/4" Leaf

FINISH OPTIONS		
TOPA-1004/1	Eucalyptus Frise, Ash Burl or Natural Rosewood	
TOPA-1004/2	Tulip Wood	
TOPA-1004/3	Reconstituted Ebony, Oak Fume or Reconstituted Rosewood	
TOPA-1004/4	Natural Ebony	
TOPA-1004/5	Eucalyptus Stain	
TOPA-1004/6	Oak or Walnut (5% or 30% Sheen)	
TOPA-1004/7	All Lacquer	

**TOPAZE Rectangular Extension Dining Table**

Stainless Steel Accents

118 1/8" | 30" | 48" - 50"  
2x 19 5/8" Leaves



FINISH OPTIONS		
TOPA-1017/1	Eucalyptus Frise, Ash Burl or Natural Rosewood	
TOPA-1017/2	Tulip Wood	
TOPA-1017/3	Reconstituted Ebony, Oak Fume or Reconstituted Rosewood	
TOPA-1017/4	Natural Ebony	
TOPA-1017/5	Eucalyptus Stain	
TOPA-1017/6	Oak or Walnut (5% or 30% Sheen)	
TOPA-1017/7	All Lacquer	



DINING TABLE	Description		Dimensions in Inches		
	Item No.	Finish	W	H	D

**TOPAZE Rectangular Extension Dining Table**

Stainless Steel Accents



110 1/4" | 30" | 48" - 50"  
2x 19 5/8" Leaves

FINISH OPTIONS		
TOPA-1018/1	Eucalyptus Frise, Ash Burl or Natural Rosewood	
TOPA-1018/2	Tulip Wood	
TOPA-1018/3	Reconstituted Ebony, Oak Fume or Reconstituted Rosewood	
TOPA-1018/4	Natural Ebony	
TOPA-1018/5	Eucalyptus Stain	
TOPA-1018/6	Oak or Walnut (5% or 30% Sheen)	
TOPA-1018/7	All Lacquer	

94 1/2" | 30" | 48" - 50"  
2x 19 5/8" Leaves

FINISH OPTIONS		
TOPA-1019/1	Eucalyptus Frise, Ash Burl or Natural Rosewood	
TOPA-1019/2	Tulip Wood	
TOPA-1019/3	Reconstituted Ebony, Oak Fume or Reconstituted Rosewood	
TOPA-1019/4	Natural Ebony	
TOPA-1019/5	Eucalyptus Stain	
TOPA-1019/6	Oak or Walnut (5% or 30% Sheen)	
TOPA-1019/7	All Lacquer	



86 5/8" | 30" | 48" - 50"  
2x 19 5/8" Leaves

FINISH OPTIONS		
TOPA-1020/1	Eucalyptus Frise, Ash Burl or Natural Rosewood	
TOPA-1020/2	Tulip Wood	
TOPA-1020/3	Reconstituted Ebony, Oak Fume or Reconstituted Rosewood	
TOPA-1020/4	Natural Ebony	
TOPA-1020/5	Eucalyptus Stain	
TOPA-1020/6	Oak or Walnut (5% or 30% Sheen)	
TOPA-1020/7	All Lacquer	

78 3/4" | 30" | 48" - 50"  
2x 15 3/4" Leaves

FINISH OPTIONS		
TOPA-1021/1	Eucalyptus Frise, Ash Burl or Natural Rosewood	
TOPA-1021/2	Tulip Wood	
TOPA-1021/3	Reconstituted Ebony, Oak Fume or Reconstituted Rosewood	
TOPA-1021/4	Natural Ebony	
TOPA-1021/5	Eucalyptus Stain	
TOPA-1021/6	Oak or Walnut (5% or 30% Sheen)	
TOPA-1021/7	All Lacquer	



70 7/8" | 30" | 48" - 50"  
2x 15 3/4" Leaves

FINISH OPTIONS		
TOPA-1022/1	Eucalyptus Frise, Ash Burl or Natural Rosewood	
TOPA-1022/2	Tulip Wood	
TOPA-1022/3	Reconstituted Ebony, Oak Fume or Reconstituted Rosewood	
TOPA-1022/4	Natural Ebony	
TOPA-1022/5	Eucalyptus Stain	
TOPA-1022/6	Oak or Walnut (5% or 30% Sheen)	
TOPA-1022/7	All Lacquer	



# SIDEBOARD

Description		Dimensions in Inches		
Item No.	Finish	W	H	D

### TOPAZE Sideboard (Big Version)

1x Drawer  
Stainless Steel Base

86 5/8"      35 1/2"      21"



3 vol. / 1.239 m3 / 129 Kg

FINISH OPTIONS		
TOPA-1001/1	Eucalyptus Frise, Ash Burl or Natural Rosewood	
TOPA-1001/2	Tulip Wood	
TOPA-1001/3	Reconstituted Ebony, Oak Fume or Reconstituted Rosewood	
TOPA-1001/4	Natural Ebony	
TOPA-1001/5	Eucalyptus Stain	
TOPA-1001/6	Oak or Walnut (5% or 30% Sheen)	
TOPA-1001/7	All Lacquer	

EXTRA		
UPCHARGE	Cutlery Insert	

### TOPAZE Sideboard (Small Version)

1x Drawer  
Stainless Steel Base

70 7/8"      35 1/2"      21"



3 vol. / 1.025 m3 / 117 Kg

FINISH OPTIONS		
TOPA-1013/1	Eucalyptus Frise, Ash Burl or Natural Rosewood	
TOPA-1013/2	Tulip Wood	
TOPA-1013/3	Reconstituted Ebony, Oak Fume or Reconstituted Rosewood	
TOPA-1013/4	Natural Ebony	
TOPA-1013/5	Eucalyptus Stain	
TOPA-1013/6	Oak or Walnut (5% or 30% Sheen)	
TOPA-1013/7	All Lacquer	


EXTRA		
UPCHARGE	Cutlery Insert	

# VITRINE

### TOPAZE Vitrine

2x Doors  
1x Interior Drawer, 2x Interior Glass Shelves  
2x Interior Lacquer Shelves  
Stainless Steel Base

47 1/4"      78"      21"



3 vol. / 1.440 m3 / 183 Kg

FINISH OPTIONS		
TOPA-1014/1	Eucalyptus Frise, Ash Burl or Natural Rosewood	
TOPA-1014/2	Tulip Wood	
TOPA-1014/3	Reconstituted Ebony, Oak Fume or Reconstituted Rosewood	
TOPA-1014/4	Natural Ebony	
TOPA-1014/5	Eucalyptus Stain	
TOPA-1014/6	Oak or Walnut (5% or 30% Sheen)	
TOPA-1014/7	All Lacquer	

EXTRA		
UPCHARGE	2x LED Projector	

\*\*\* RECOMMENDED THAT UNIT BE ATTACHED TO WALL\*\*\*

BAR	Description		Dimensions in Inches		
	Item No.	Finish	W	H	D



3 vol. / 0,988 m3 / 141 Kg

**TOPAZE Bar**  
 2x Doors, 1x Interior Drawer  
 1x Glass & 1x Lacquer Shelf  
 Mirrored Back  
 Stainless Steel Base

47 1/4"      60 5/8"      21"

FINISH OPTIONS		
TOPA-1003/1	Eucalyptus Frise, Ash Burl or Natural Rosewood	
TOPA-1003/2	Tulip Wood	
TOPA-1003/3	Reconstituted Ebony, Oak Fume or Reconstituted Rosewood	
TOPA-1003/4	Natural Ebony	
TOPA-1003/5	Eucalyptus Stain	
TOPA-1003/6	Oak or Walnut (5% or 30% Sheen)	
TOPA-1003/7	All Lacquer	

EXTRA		
UPCHARGE	LED Lighting	
UPCHARGE	Glass Rack	

\*\*\* RECOMMENDED THAT UNIT BE ATTACHED TO WALL\*\*\*

## MEDIA



1 vol. / 0,599 m3 / 102 Kg

**TOPAZE Media Cabinet (Big Version)**  
 1x Drawer  
 Stainless Steel Base

78 3/4"      22"      21"

FINISH OPTIONS		
TOPA-1002/1	Eucalyptus Frise, Ash Burl or Natural Rosewood	
TOPA-1002/2	Tulip Wood	
TOPA-1002/3	Reconstituted Ebony, Oak Fume or Reconstituted Rosewood	
TOPA-1002/4	Natural Ebony	
TOPA-1002/5	Eucalyptus Stain	
TOPA-1002/6	Oak or Walnut (5% or 30% Sheen)	
TOPA-1002/7	All Lacquer	



1 vol. / 0,599 m3 / 102 Kg

**TOPAZE Media Cabinet (Small Version)**  
 1x Drawer  
 Stainless Steel Base

63"      22"      21"

FINISH OPTIONS		
TOPA-1015/1	Eucalyptus Frise, Ash Burl or Natural Rosewood	
TOPA-1015/2	Tulip Wood	
TOPA-1015/3	Reconstituted Ebony, Oak Fume or Reconstituted Rosewood	
TOPA-1015/4	Natural Ebony	
TOPA-1015/5	Eucalyptus Stain	
TOPA-1015/6	Oak or Walnut (5% or 30% Sheen)	
TOPA-1015/7	All Lacquer	

<b>OCCASIONAL</b>	<b>Description</b>		<b>Dimesions in Inches</b>			
	<b>Item No.</b>	<b>Finish</b>	<b>W</b>	<b>H</b>	<b>D</b>	

**TOPAZE Coffee Table**  
Polished Stainless Steel Legs

43 3/8"      16 1/2"      27 1/2"



1 vol. / 0,405 m3 / 19 Kg

<b>FINISH OPTIONS</b>		
<b>TOPA-1029/1</b>	Oak or Walnut (5% or 30% Sheen)	
<b>TOPA-1029/2</b>	Natural Ebony	
<b>TOPA-1029/3</b>	Reconstituted Ebony, Oak Fume or Reconstituted Rosewood	
<b>TOPA-1029/4</b>	Eucalyptus Frise, Ash Burl or Natural Rosewood	
<b>TOPA-1029/5</b>	Eucalyptus Stain	
<b>TOPA-1029/6</b>	All Lacquer	