

# VIC



# VIC

## PRODUCT INFORMATION

FEET:

T FOOT: HEIGHT OPTIONS ARE 4" - 5 1/8" - 6 1/4" IN ALUMINUM = STANDARD

T FOOT: HEIGHT OPTIONS ARE 4" - 5 1/8" - 6 1/4" IN RAL 9005 = STANDARD

SLEIGH FOOT: HEIGHT OPTIONS ARE 4" - 5 1/8" - 6 1/4" IN ALUMINUM OR BLACK (RAL 9005) =

UPCHARGE ON STANDARD DEPTH ITEMS:

UPCHARGE ON LONG CHAIR:



## FINISH NOTES

### NOT AVAILABLE IN LEATHERS:

W341XX

W342XX

W401XX

W429XX

W477XX

W509XX

W510XX

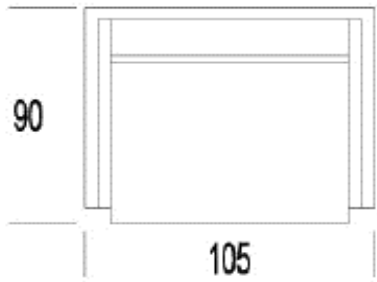
W618XX

# VIC


## PRODUCT INFORMATION

DIMENSIONS IN CM

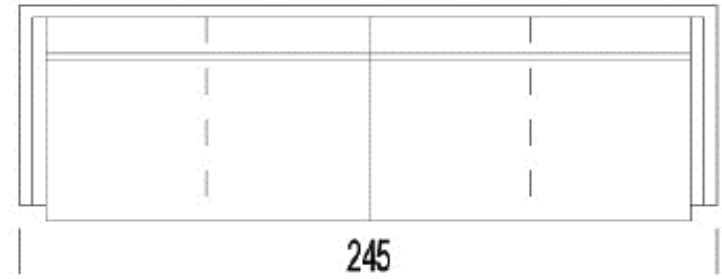
10



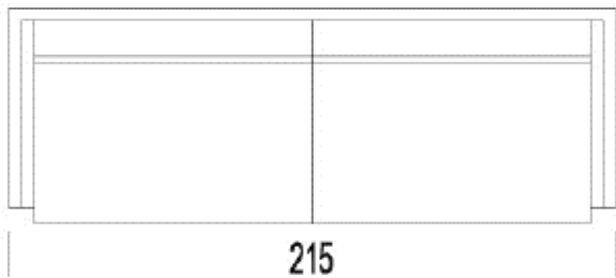
20




30



45



35

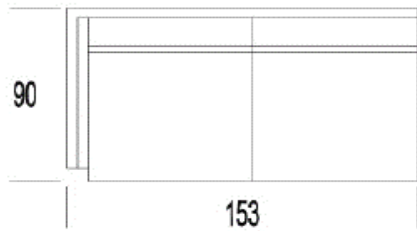


# VIC

## PRODUCT INFORMATION

DIMENSIONS IN CM

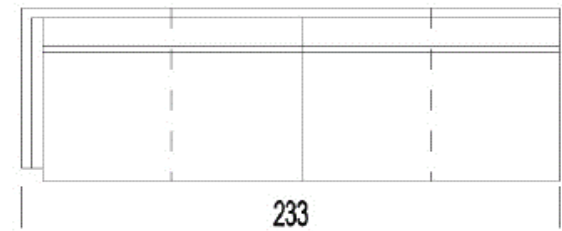
21



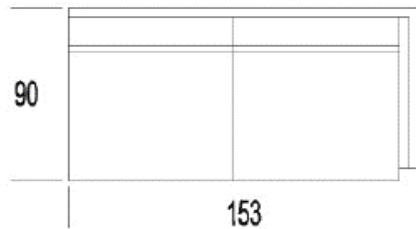
41



31



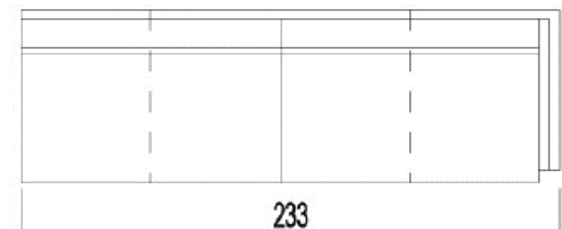
22



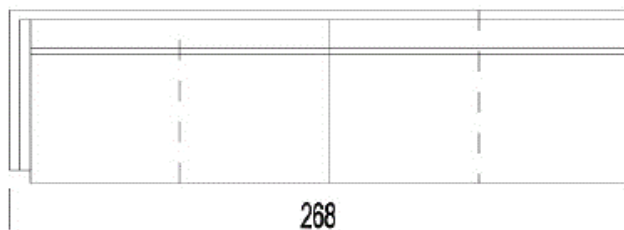
42




32



37



38

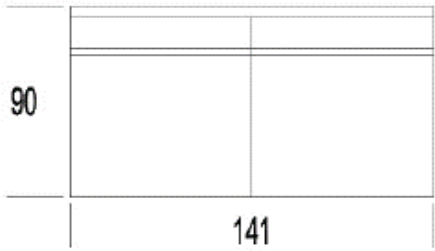


# VIC

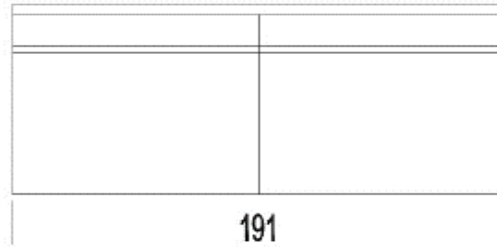
## PRODUCT INFORMATION

DIMENSIONS IN CM

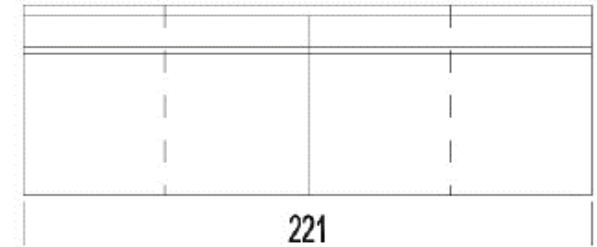
23



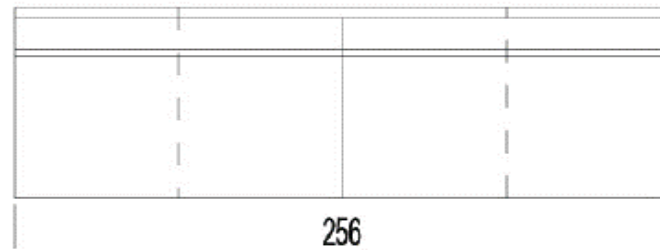
43



33



39

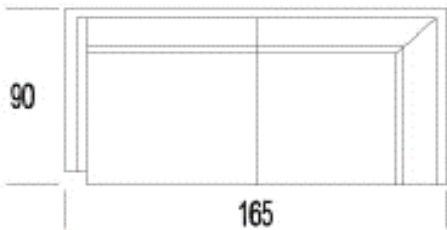


# VIC

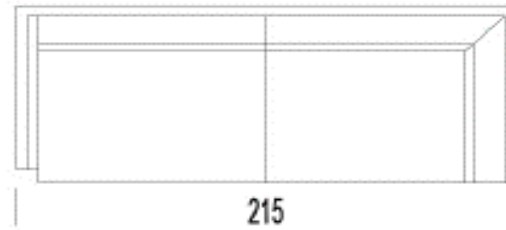
## PRODUCT INFORMATION

DIMENSIONS IN CM


121



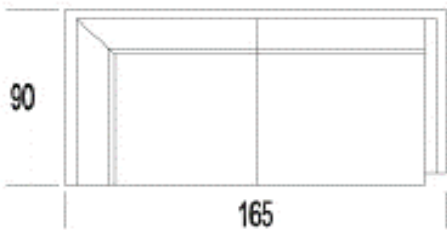
141



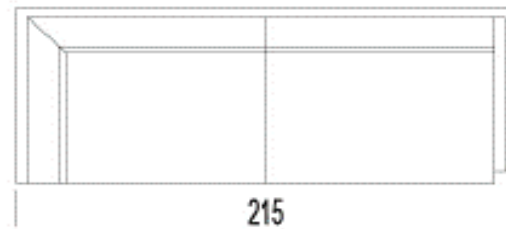
131



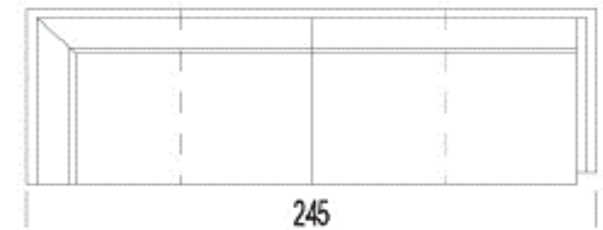
122




142




132



137



138

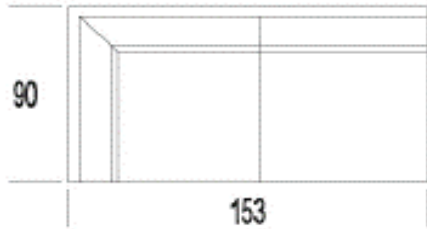


# VIC


## PRODUCT INFORMATION

DIMENSIONS IN CM

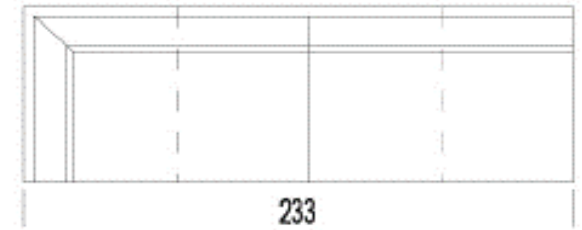
221




241



231



222




242



232



237



238

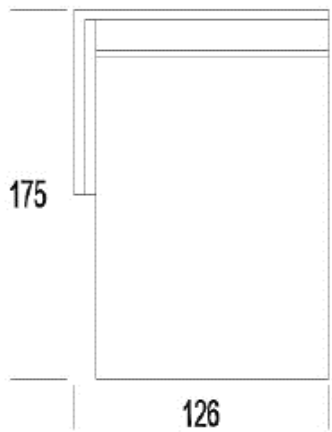


# VIC

## PRODUCT INFORMATION

DIMENSIONS IN CM

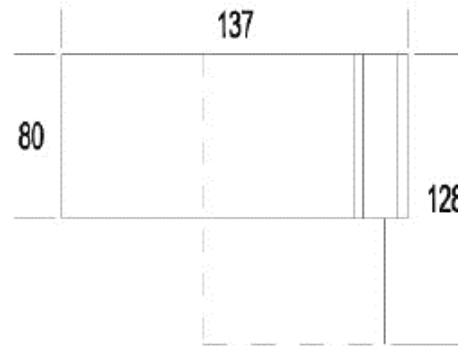
55



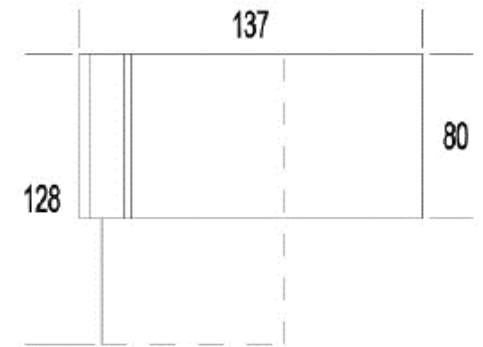
54




62



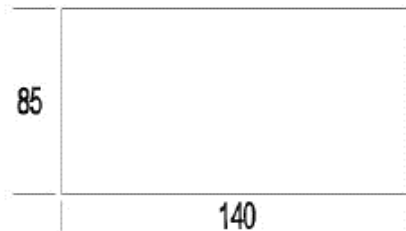
61



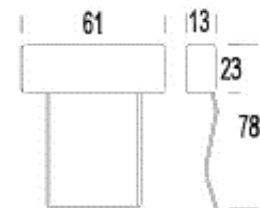
91



90



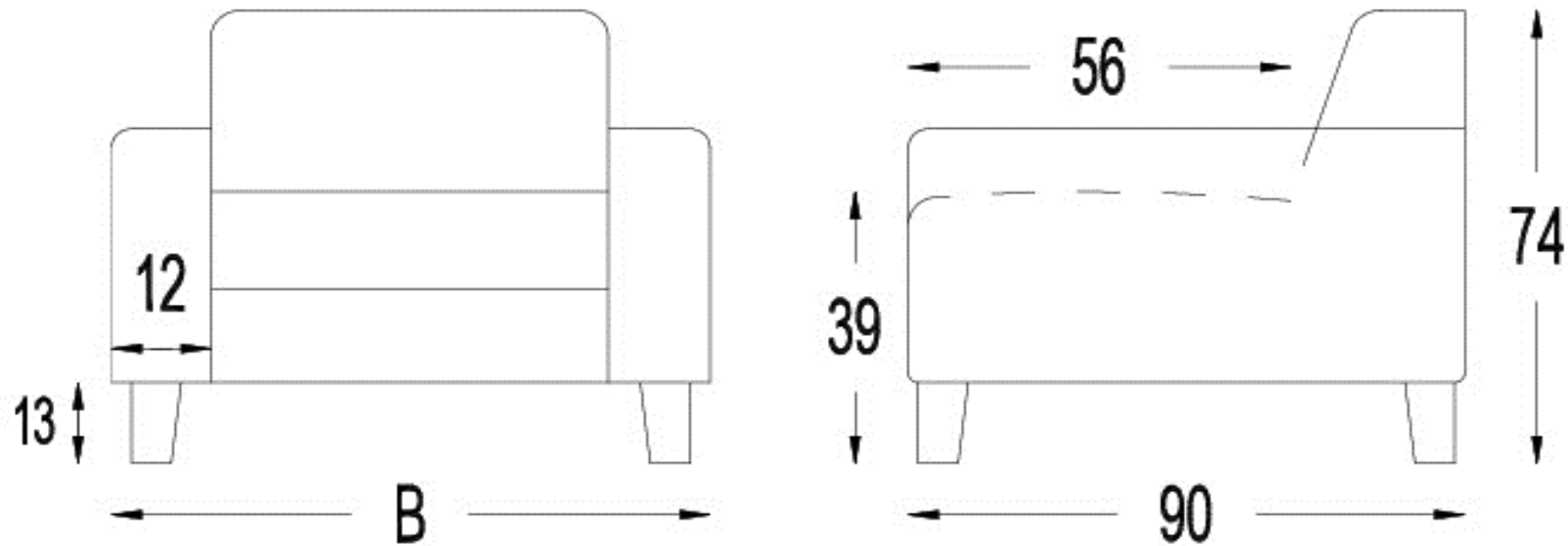
06





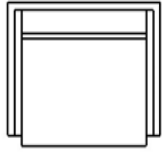
# VIC

## PRODUCT INFORMATION

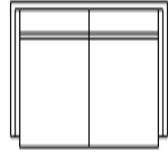


(Tolerance on dimensions  $\pm 3\%$ )


# VIC




**W:** 41 1/2



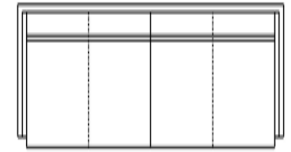
65



84 1/2



96 1/2



110

<b>Article Code</b>	10	20	45	30	35
<b>Description</b>	Chair	Small 2 Seater	Medium 2 Seater	Large 2 Seater	3 Seater

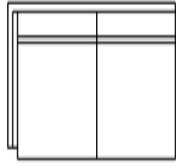
COM Yardage	5.56	7.66	9.36	9.36	10.63
-------------	------	------	------	------	-------

<b>Fabric</b>	
COM	
ST01	
ST02	
ST03	
ST05	
ST06	


COL Sqft	107.32	150.26	189.44	199.46	225.93
----------	--------	--------	--------	--------	--------

<b>Leather</b>	
COL	
W3	
W4	
W5	
W6	

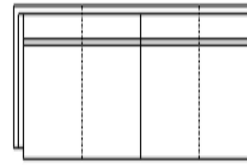
# vic




W: 60



80



91 1/2



105 1/2

<b>Article Code</b>	21/22	41/42	31/32	37/38
<b>Description</b>	21- Left Arm 2 Seater 22- Right Arm 2 Seater	41- Left Arm Large 2 Seater 42- Right Arm Large 2 Seater	31- Left Arm Large 2 Seater 32- Right Arm Large 2 Seater	37- Left 3 Seater 38- Right 3 Seater

COM Yardage	6.81	8.57	9.62	9.62
-------------	------	------	------	------

<b>Fabric</b>	
COM	
ST01	
ST02	
ST03	
ST05	
ST06	

COL Sqft	126.15	169.85	177.82	208.39
----------	--------	--------	--------	--------

<b>Leather</b>	
COL	
W3	
W4	
W5	
W6	

# VIC



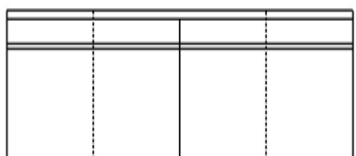
W: 55 1/2



75



87



101

<b>Article Code</b>	23	43	33	39
<b>Description</b>	Armless Small 2 Seater Element	Armless Medium 2 Seater Element	Armless Large 2 Seater Element	Armless 3 Seater Element

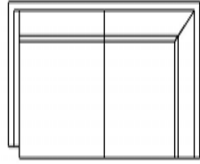
COM Yardage	6.10	7.86	8.88	8.88
-------------	------	------	------	------

<b>Fabric</b>	
COM	
ST01	
ST02	
ST03	
ST05	
ST06	

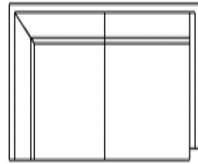
COL Sqft	114.42	152.85	162.86	186.00
----------	--------	--------	--------	--------

<b>Leather</b>	
COL	
W3	
W4	
W5	
W6	


# VIC




W: 65



65



84 1/2



84 1/2

<b>Article Code</b>	121	122	141	142
<b>Description</b>	Left Arm Facing Chair w/ Corner	Right Arm Facing Chair w/ Corner	Left Arm Facing 2 Seater w/ 2 Seater Corner	Right Arm Facing 2 Seater w/ 2 Seater Corner

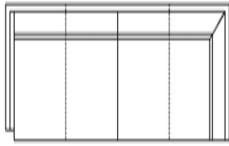
COM Yardage	8.58	8.58	10.32	10.32
-------------	------	------	-------	-------

<b>Fabric</b>	
COM	
ST01	
ST02	
ST03	
ST05	
ST06	

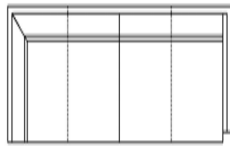
COL Sqft	157.37	157.37	198.06	198.06
----------	--------	--------	--------	--------

<b>Leather</b>	
COL	
W3	
W4	
W5	
W6	


# VIC




W: 96 1/2



96 1/2



110



110

<b>Article Code</b>	131	132	137	138
<b>Description</b>	Left Arm Facing Large 2 Seater w/ Large 2 Seater Corner	Right Arm Facing Large 2 Seater w/ Large 2 Seater Corner	Left Arm Facing 3 Seater w/ 3 Seater Corner	Right Arm Facing 3 Seater w/ 3 Seater Corner


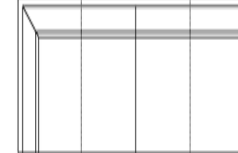

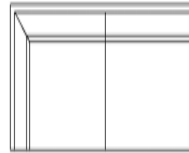
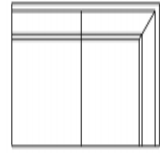
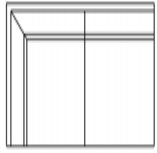
COM Yardage	11.29	11.29	12.55	12.55
-------------	-------	-------	-------	-------

<b>Fabric</b>	
COM	
ST01	
ST02	
ST03	
ST05	
ST06	

COL Sqft	221.09	221.09	240.03	240.03
----------	--------	--------	--------	--------

<b>Leather</b>	
COL	
W3	
W4	
W5	
W6	

# VIC



**W:**

60

60

80

80

96 1/2

96 1/2

<b>Article Code</b>	221	222	241	242	231	232
<b>Description</b>	Left Side Extended Corner	Right Side Extended Corner	Left Side Extended 2 Seater Corner	Right Side Extended 2 Seater Corner	Left Side Extended Large 2 Seater Corner	Right Side Extended Large 2 Seater Corner


COM Yardage	7.83	7.83	9.57	9.57	10.56	10.56
-------------	------	------	------	------	-------	-------

<b>Fabric</b>						
COM						
ST01						
ST02						
ST03						
ST05						
ST06						

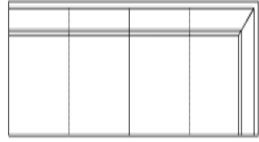
COL Sqft	142.62		142.62	182.02	182.02	192.35
----------	--------	--	--------	--------	--------	--------

<b>Leather</b>						
COL						
W3						
W4						
W5						
W6						


# VIC



W: 105 1/2



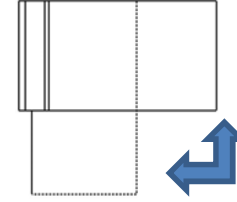
105 1/2



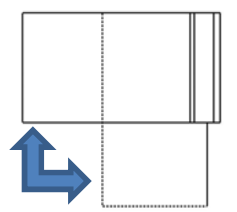
49 1/2



49 1/2



54



54

<b>Article Code</b>	237	238	54	55	61	62
<b>Description</b>	Left Side Extended 3 Seater Corner	Right Side Extended 3 Seater Corner	Right Side Corner Chaise	Left Side Corner Chaise	Turn Element Left	Turn Element Right

COM Yardage	11.68	11.68	7.61	7.61	4.55	4.55
-------------	-------	-------	------	------	------	------

<b>Fabric</b>						
COM						
ST01						
ST02						
ST03						
ST05						
ST06						

COL Sqft	222.81	222.81	164.47	164.47	92.14	92.14
----------	--------	--------	--------	--------	-------	-------

<b>Leather</b>						
COL						
W3						
W4						
W5						
W6						



# VIC

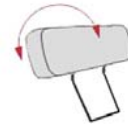
W:



55



31 1/2



24

<b>Article Code</b>	90	91	06
<b>Description</b>	Ottoman	Small Ottoman	Head Support

COM Yardage	3.59	2.22	0.59
-------------	------	------	------

<b>Fabric</b>	
COM	
ST01	
ST02	
ST03	
ST05	
ST06	

COL Sqft	69.32	45.32
----------	-------	-------

<b>Leather</b>	
COL	
W3	
W4	
W5	
W6	