

VIC

MOOME COLLECTION



VIC

PRODUCT INFORMATION

FEET:

T FOOT: HEIGHT OPTIONS ARE 4" - 5 1/8" - 6 1/4" IN ALUMINUM = STANDARD

T FOOT: HEIGHT OPTIONS ARE 4" - 5 1/8" - 6 1/4" IN RAL 9005 = STANDARD

SLEIGH FOOT: HEIGHT OPTIONS ARE 4" - 5 1/8" - 6 1/4" IN ALUMINUM OR BLACK (RAL 9005) =

UPCHARGE ON STANDARD DEPTH ITEMS:

UPCHARGE ON LONG CHAIR:



FINISH NOTES

NOT AVAILABLE IN LEATHERS:

W401XX

W429XX

W477XX

W510XX

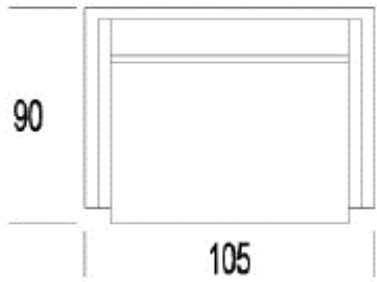
[CLICK TO VIEW FABRICS & LEATHERS](#)

VIC


PRODUCT INFORMATION

DIMENSIONS IN CM

10



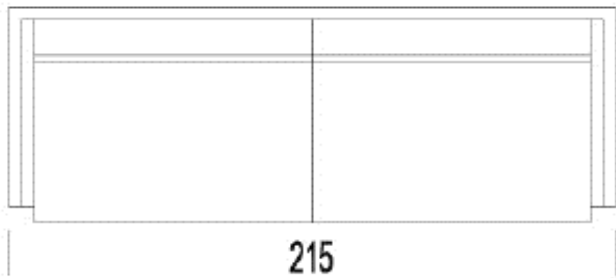
20




30



45



35

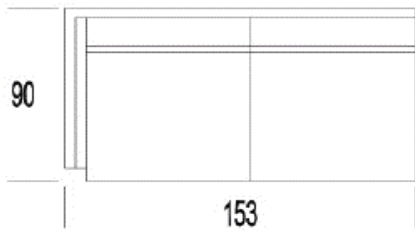


VIC

PRODUCT INFORMATION

DIMENSIONS IN CM

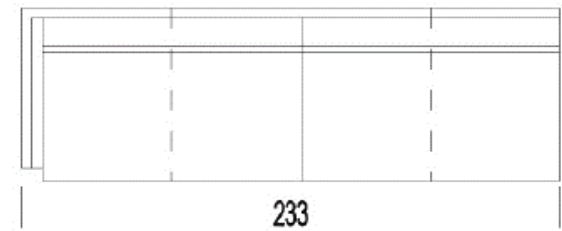
21



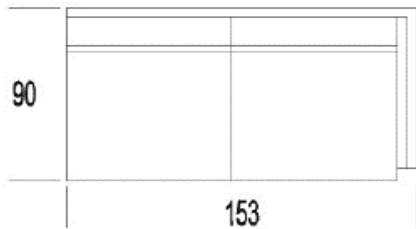
41



31



22



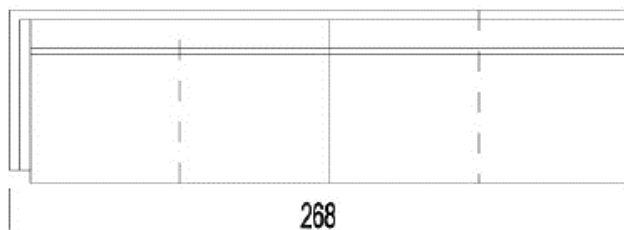
42




32



37



38

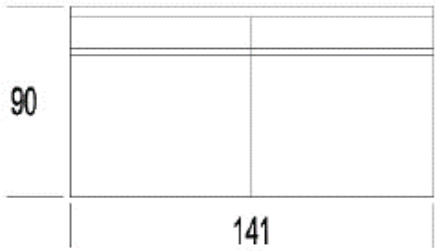


VIC

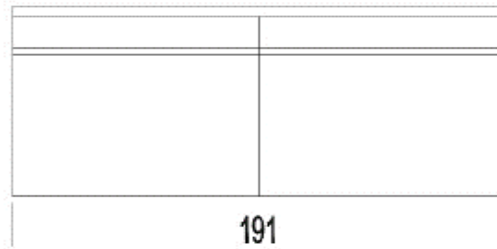
PRODUCT INFORMATION

DIMENSIONS IN CM

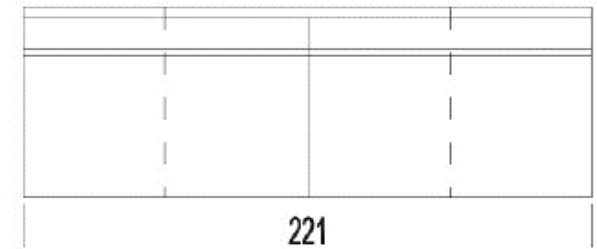
23



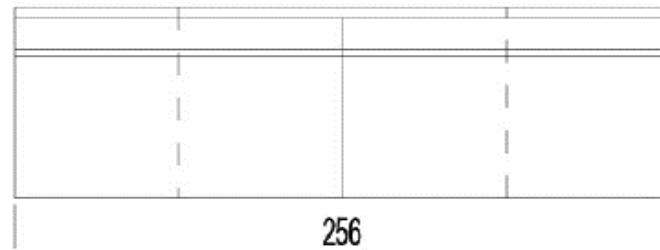
43



33



39

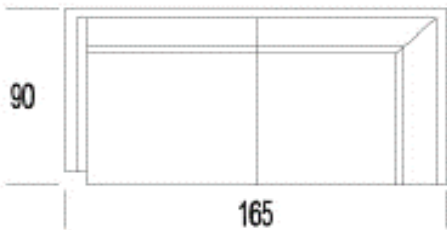


VIC

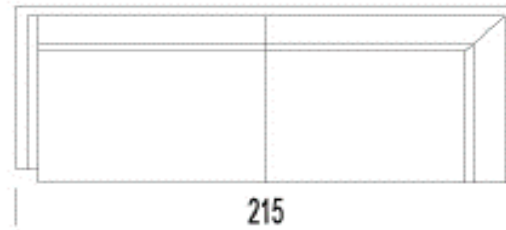
PRODUCT INFORMATION

DIMENSIONS IN CM

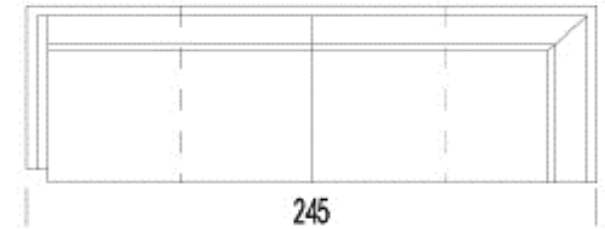
121



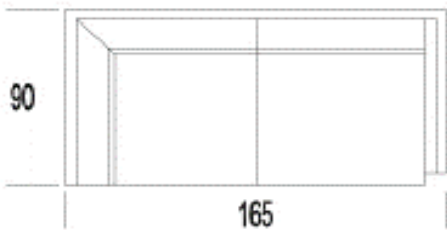
141



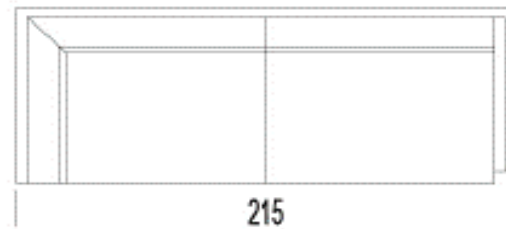
131



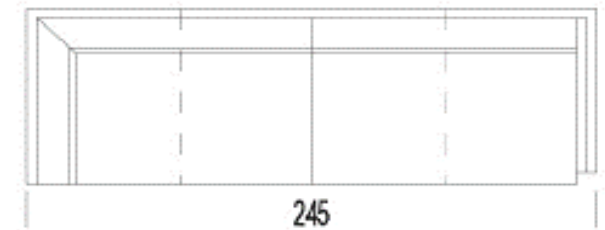
122




142




132



137



138

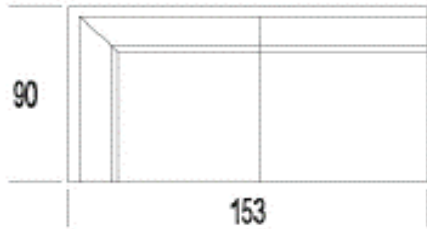


VIC

PRODUCT INFORMATION

DIMENSIONS IN CM

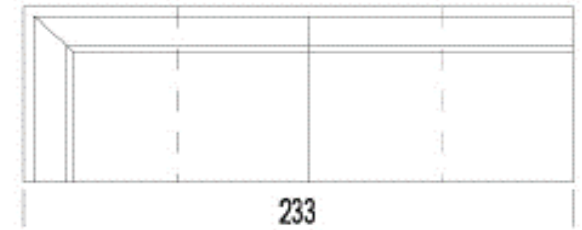
221




241



231



222




242




232



237



238

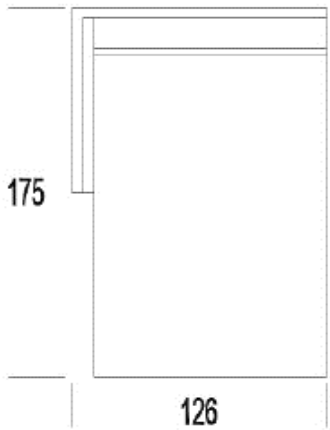


VIC


PRODUCT INFORMATION

DIMENSIONS IN CM

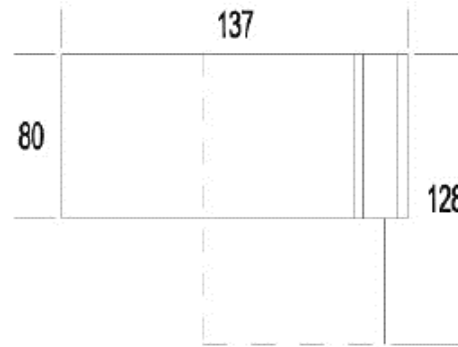
55



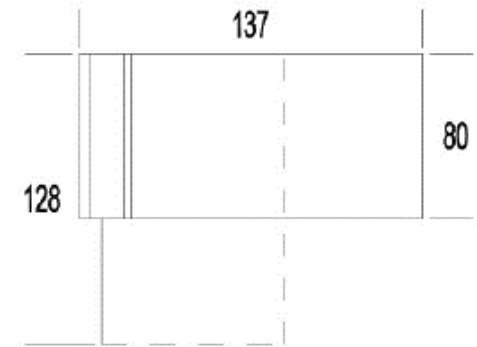
54




62



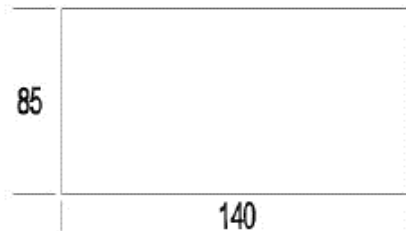
61



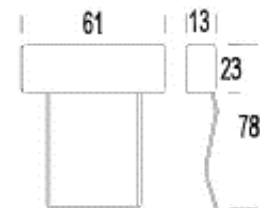
91



90

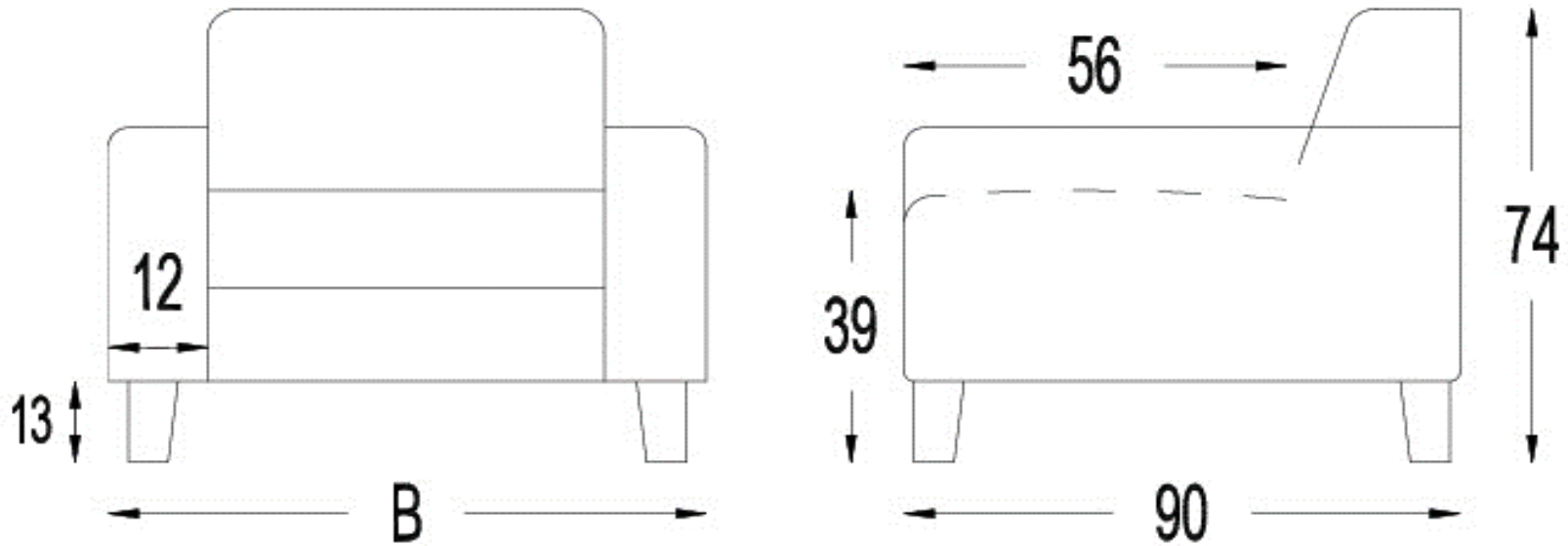


06



VIC

PRODUCT INFORMATION

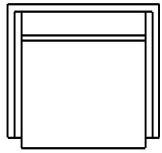


(Tolerance on dimensions $\pm 3\%$)

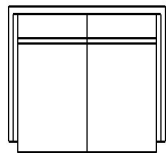
VIC

H :29 1/8"

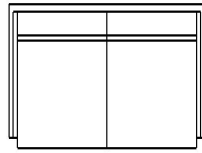
W:



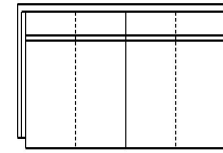
41 1/2



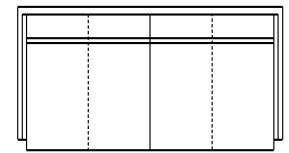
65



84 1/2



96 1/2



110

Article Code	10	20	45	30	35
Description	Chair	Small 2 Seater	Medium 2 Seater	Large 2 Seater	3 Seater

COM Yardage	5.56	7.66	9.36	9.36	10.63
-------------	------	------	------	------	-------

Fabric					
COM					
ST01					
ST02					
ST03					
ST05					
ST06					

COL Sqft	107.32	150.26	189.44	199.46	225.93
----------	--------	--------	--------	--------	--------

Leather					
COL					
W4					
W5					
W6					

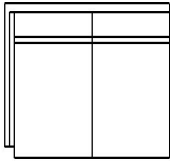
NOT AVAILABLE IN LEATHERS:

W401XX, W429XX, W477XX, W510XX

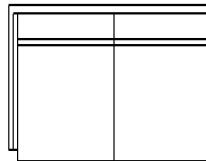
VIC

H :29 1/8"
D: 35 1/2"

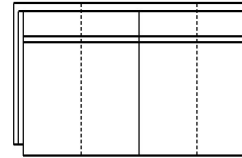
W:




60



80



91 1/2



105 1/2

Article Code	21/22	41/42	31/32	37/38
Description	21- Left Arm 2 Seater 22- Right Arm 2 Seater	41- Left Arm Large 2 Seater 42- Right Arm Large 2 Seater	31- Left Arm Large 2 Seater 32- Right Arm Large 2 Seater	37- Left 3 Seater 38- Right 3 Seater

COM Yardage	6.81	8.57	9.62	9.62
-------------	------	------	------	------

Fabric	
COM	
ST01	
ST02	
ST03	
ST05	
ST06	

COL Sqft	126.15	169.85	177.82	208.39
----------	--------	--------	--------	--------

Leather	
COL	
W4	
W5	
W6	

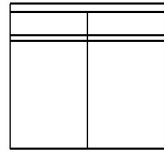
NOT AVAILABLE IN LEATHERS:

W401XX, W429XX, W477XX, W510XX


VIC

H :29 1/8"
D: 35 1/2"


W:



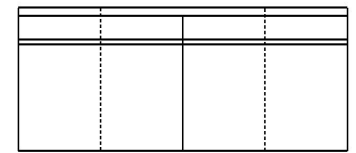
55 1/2



75



87



101

Article Code	23	43	33	39
Description	Armless Small 2 Seater Element	Armless Medium 2 Seater Element	Armless Large 2 Seater Element	Armless 3 Seater Element

COM Yardage	6.10	7.86	8.88	8.88
-------------	------	------	------	------

Fabric	
COM	
ST01	
ST02	
ST03	
ST05	
ST06	

COL Sqft	114.42	152.85	162.86	186.00
----------	--------	--------	--------	--------

Leather	
COL	
W4	
W5	
W6	

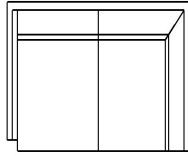
NOT AVAILABLE IN LEATHERS:

W401XX, W429XX, W477XX, W510XX

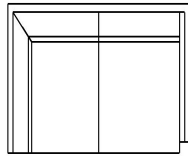
VIC

H :29 1/8"
D: 35 1/2"

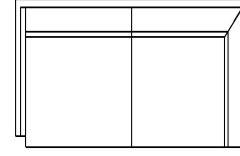
W:



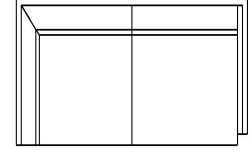
65



65



84 1/2



84 1/2

Article Code	121	122	141	142
Description	Left Arm Facing Chair w/ Corner	Right Arm Facing Chair w/ Corner	Left Arm Facing 2 Seater w/ 2 Seater Corner	Right Arm Facing 2 Seater w/ 2 Seater Corner

COM Yardage	8.58	8.58	10.32	10.32
-------------	------	------	-------	-------

Fabric	
COM	
ST01	
ST02	
ST03	
ST05	
ST06	

COL Sqft	157.37	157.37	198.06	198.06
----------	--------	--------	--------	--------


Leather	
COL	
W4	
W5	
W6	

NOT AVAILABLE IN LEATHERS:

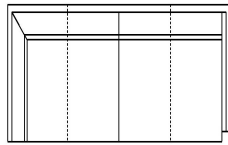
W401XX, W429XX, W477XX, W510XX

VIC


H :29 1/8"
D: 35 1/2"



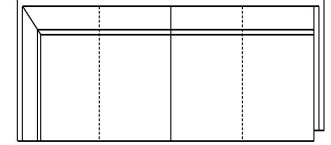
W: 96 1/2



96 1/2



110



110

Article Code	131	132	137	138
Description	Left Arm Facing Large 2 Seater w/ Large 2 Seater Corner	Right Arm Facing Large 2 Seater w/ Large 2 Seater Corner	Left Arm Facing 3 Seater w/ 3 Seater Corner	Right Arm Facing 3 Seater w/ 3 Seater Corner

COM Yardage	11.29	11.29	12.55	12.55
-------------	-------	-------	-------	-------

Fabric	
COM	
ST01	
ST02	
ST03	
ST05	
ST06	

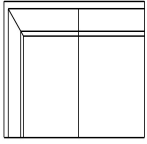
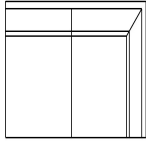
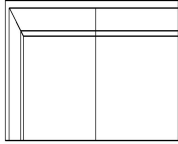
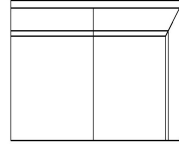

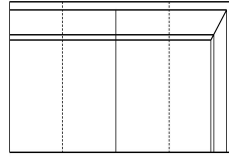
COL Sqft	221.09	221.09	240.03	240.03
----------	--------	--------	--------	--------

Leather	
COL	
W4	
W5	
W6	

NOT AVAILABLE IN LEATHERS:

W401XX, W429XX, W477XX, W510XX

VIC

H : 29 1/8" D: 35 1/2"						
	W: 60	60	80	80	96 1/2	96 1/2

Article Code	221	222	241	242	231	232
Description	Left Side Extended Corner	Right Side Extended Corner	Left Side Extended 2 Seater Corner	Right Side Extended 2 Seater Corner	Left Side Extended Large 2 Seater Corner	Right Side Extended Large 2 Seater Corner

COM Yardage	7.83	7.83	9.57	9.57	10.56	10.56
-------------	------	------	------	------	-------	-------

Fabric	
COM	
ST01	
ST02	
ST03	
ST05	
ST06	



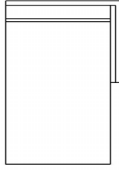
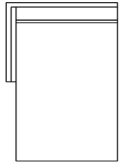
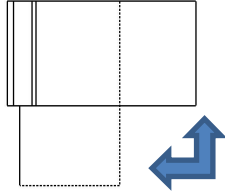
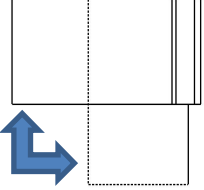
COL Sqft	142.62	142.62	182.02	182.02	192.35
----------	--------	--------	--------	--------	--------

Leather	
COL	
W4	
W5	
W6	

NOT AVAILABLE IN LEATHERS:

W401XX, W429XX, W477XX, W510XX



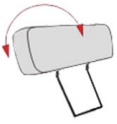
VIC

H :29 1/8"						
W:	105 1/2 D: 35 1/2"	105 1/2 D: 35 1/2"	49 1/2 D: 68 7/8"	49 1/2 D: 68 7/8"	54 D: 50 3/8"	54 D: 50 3/8"
Article Code	237	238	54	55	61	62
Description	Left Side Extended 3 Seater Corner	Right Side Extended 3 Seater Corner	Right Side Corner Chaise	Left Side Corner Chaise	Turn Element Left	Turn Element Right
COM Yardage	11.68	11.68	7.61	7.61	4.55	4.55
Fabric						
COM						
ST01						
ST02						
ST03						
ST05						
ST06						
COL Sqft	222.81	222.81	164.47	164.47	92.14	92.14
Leather						
COL						
W4						
W5						
W6						

NOT AVAILABLE IN LEATHERS:

W401XX, W429XX, W477XX, W510XX

VIC

W:	 55	 31 1/2	 24
-----------	---	---	---

Article Code	90	91	06
Description	Ottoman	Small Ottoman	Head Support

COM Yardage	3.59	2.22	0.59
-------------	------	------	------

Fabric	
COM	
ST01	
ST02	
ST03	
ST05	
ST06	

COL Sqft	69.32	45.32
----------	-------	-------

Leather	
COL	
W4	
W5	
W6	

NOT AVAILABLE IN LEATHERS:

W401XX, W429XX, W477XX, W510XX