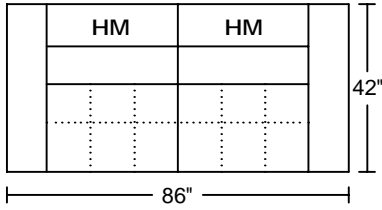


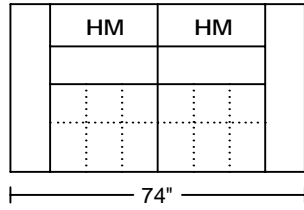
# CASALE I 0247Y

## Designed for KELVIN GIORMANI

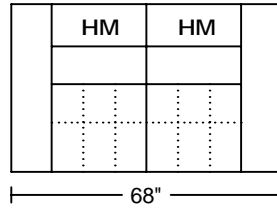
3DHM (no recliner)



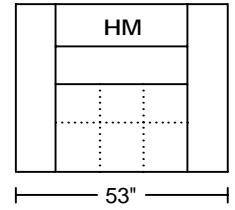
2.5DHM (no recliner)



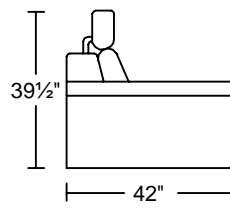
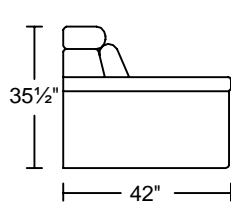
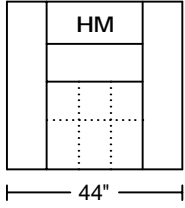
2DHM (no recliner)



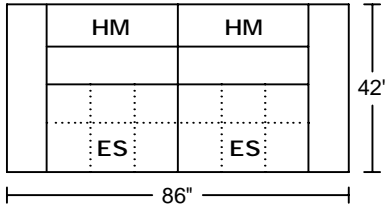
1.5DHM (no recliner)



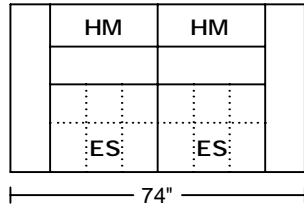
1DHM (no recliner)



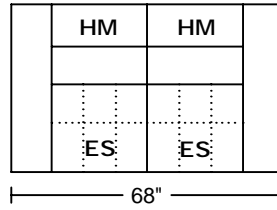
3DHMESE



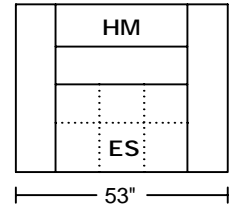
2.5DHMESE



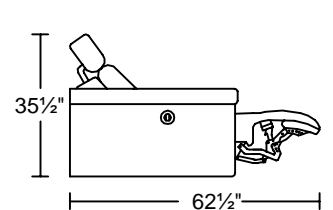
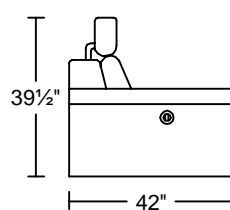
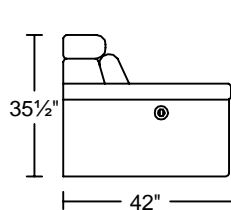
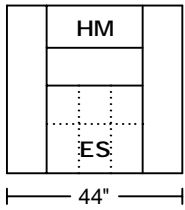
2DHMESE



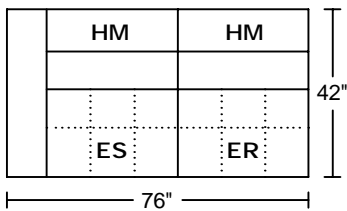
1.5DHMESE



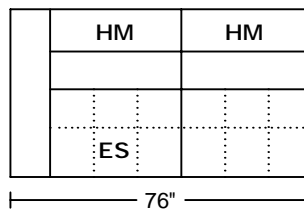
1DHMESE



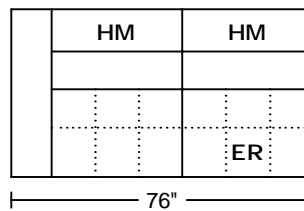
3RAHMESE/LAF



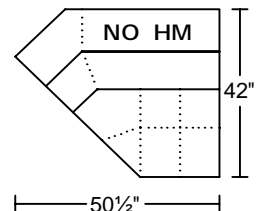
3RAHMESR/LAF



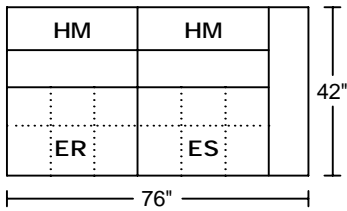
3RAHMERL/LAF



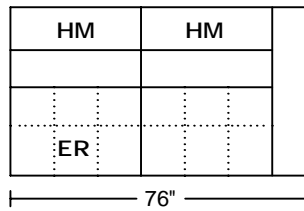
CNPL



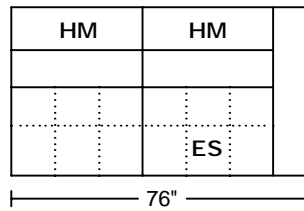
3LAHMESE/RAF



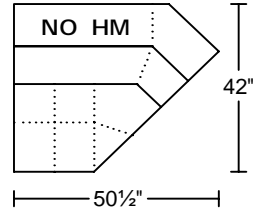
3LAHMERR/RAF



3LAHMESL/RAF



CNPR

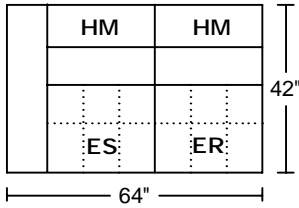


- Remark: 1. For those seats marked with "ER" or "ES", recliner mechanism is included  
 2. "HM" means Head Mechanism  
 3. "ES" means recliner with Electrical Switch  
 4. "ER" means recliner with Electrical Remote Control

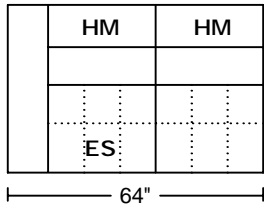
# CASALE I 0247Y

## Designed for KELVIN GIORMANI

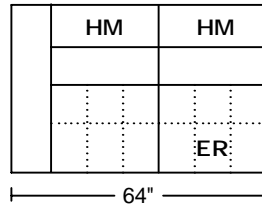
2.5RAHMESE/LAF



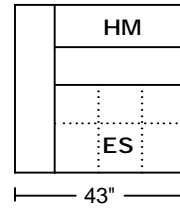
2.5RAHMESR/LAF



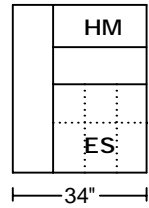
2.5RAHMERL/LAF



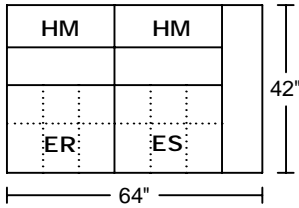
1.5RAHMESE/LAF



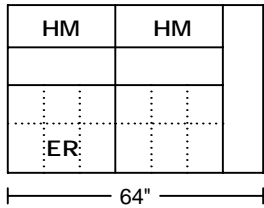
1RAHMESE/LAF



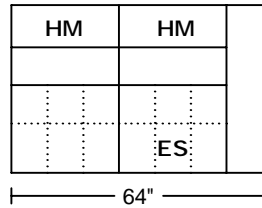
2.5LAHMESE/RAF



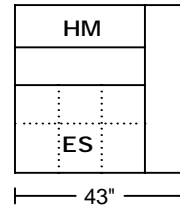
2.5LAHMERR/RAF



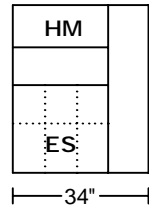
2.5LAHMESL/RAF



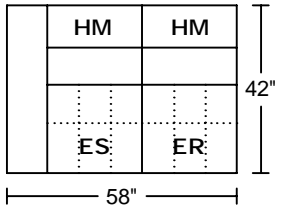
1.5LAHMESE/RAF



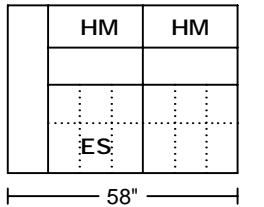
1LAHMESE/RAF



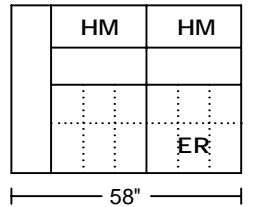
2RAHMESE/LAF



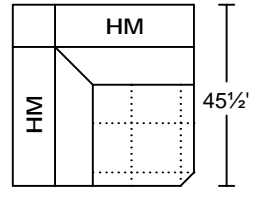
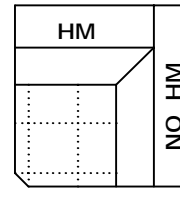
2RAHMESR/LAF



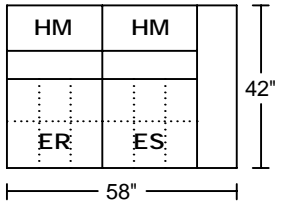
2RAHMERL/LAF



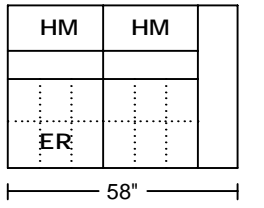
CNRHM (no recliner) CNHM2 (no recliner)



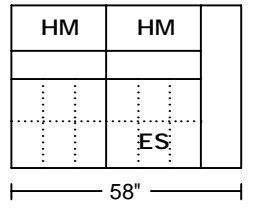
2LAHMESE/RAF



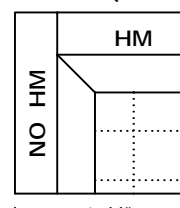
2LAHMERR/RAF



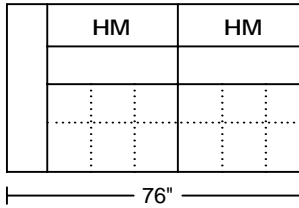
2LAHMESL/RAF



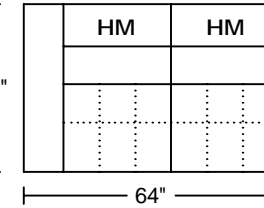
CNLHM (no recliner)



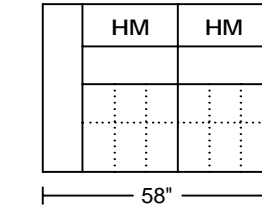
3RAHM (no recliner)/LAF



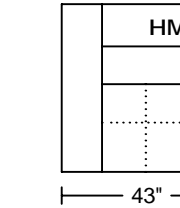
2.5RAHM (no recliner)/LAF



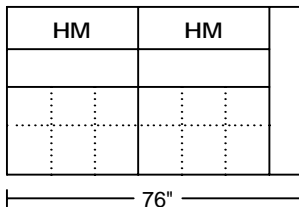
2RAHM (no recliner)/LAF



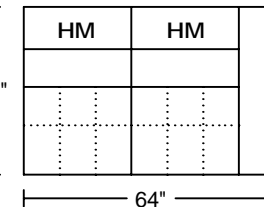
1.5RAHM (no recliner)/LAF



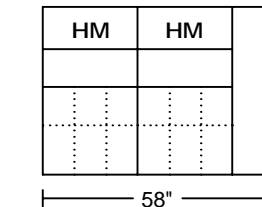
3LAHM (no recliner)/RAF



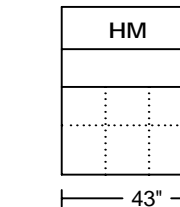
2.5LAHM (no recliner)/RAF



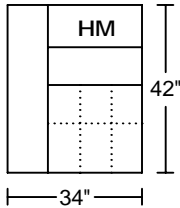
2LAHM (no recliner)/RAF



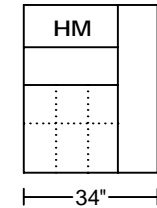
1.5LAHM (no recliner)/RAF



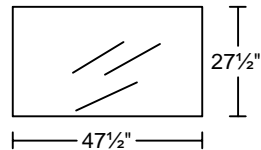
1RAHM (no recliner)/LAF



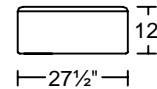
1LAHM (no recliner)/RAF



STG3  
STW3



STG3  
STW3



Remark: 1. For those seats marked with "ER" or "ES", recliner mechanism is included

2. "HM" means Head Mechanism

3. "ES" means recliner with Electrical Switch

4. "ER" means recliner with Electrical Remote Control

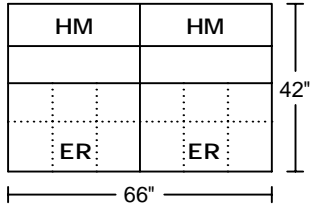
# CASALE I 0247Y

---

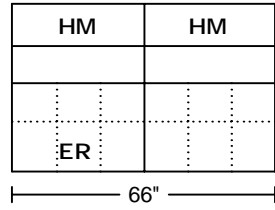
## Designed for KELVIN GIORMANI

---

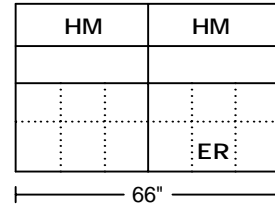
3CHMERE



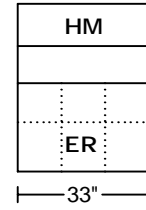
3CHMERR



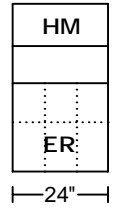
3CHMERL



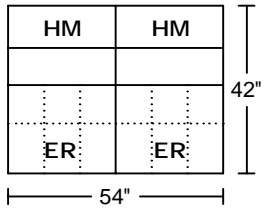
1.5CHMERE



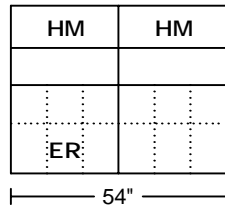
1CHMERE



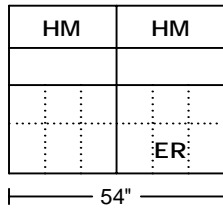
2.5CHMERE



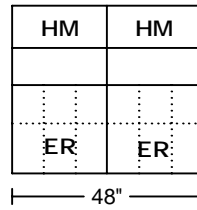
2.5CHMERR



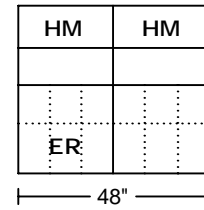
2.5CHMERL



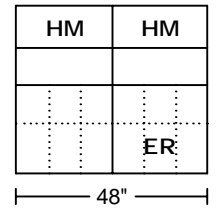
2CHMERE



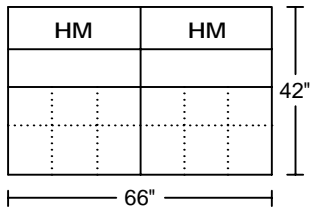
2CHMERR



2CHMERL



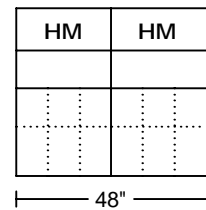
3CHM (no recliner)



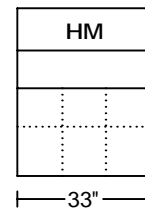
2.5CHM (no recliner)



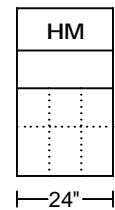
2CHM (no recliner)



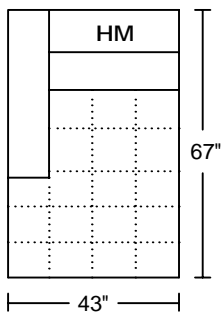
1.5CHM (no recliner)



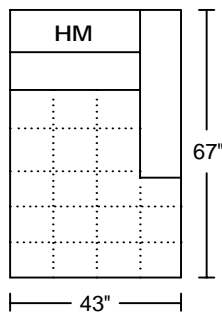
1CHM (no recliner)



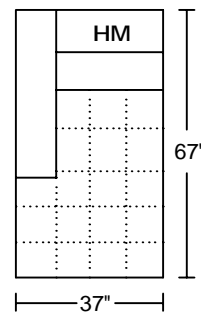
SXRHM (no recliner)/LAF



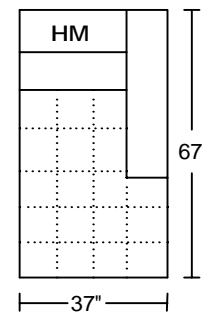
SXLHM (no recliner)/RAF



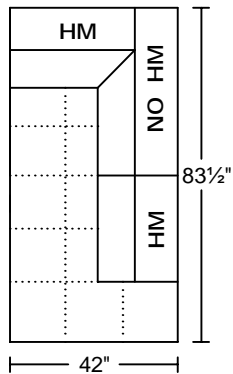
JXRHM (no recliner)/LAF



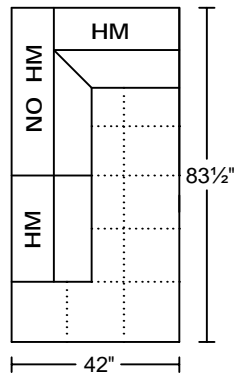
JXLHM (no recliner)/RAF



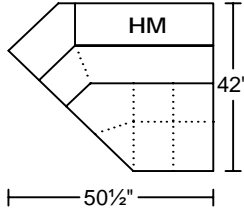
LXLHM (no recliner)/RAF



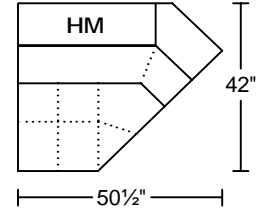
LXRHM (no recliner)/LAF



CNPLHM



CNPRHM



- Remark: 1. For those seats marked with "ER" or "ES", recliner mechanism is included  
 2. "HM" means Head Mechanism  
 3. "ES" means recliner with Electrical Switch  
 4. "ER" means recliner with Electrical Remote Control