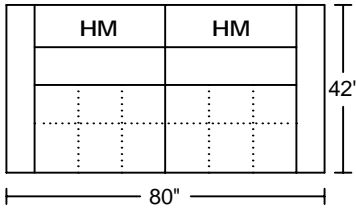


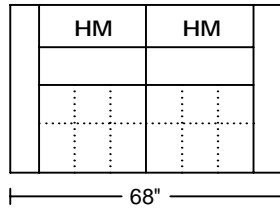
CASALE II 0248Y

Designed for KELVIN GIORMANI

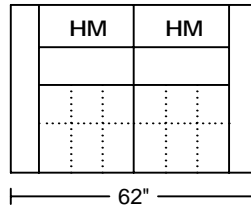
3DHM (no recliner)



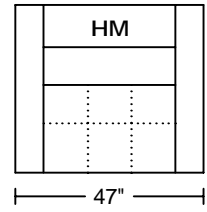
2.5DHM (no recliner)



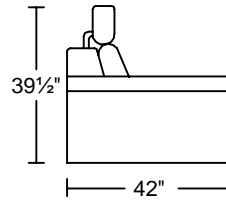
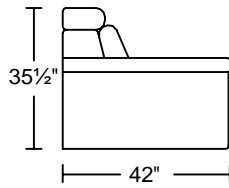
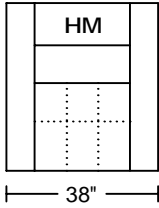
2DHM (no recliner)



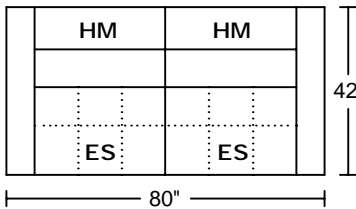
1.5DHM (no recliner)



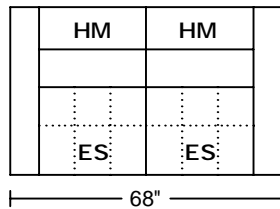
1DHM (no recliner)



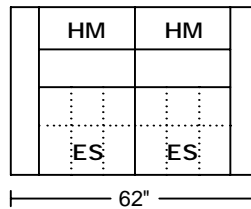
3DHMESE



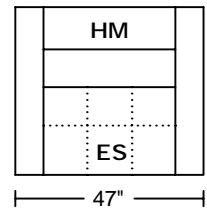
2.5DHMESE



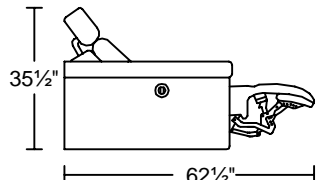
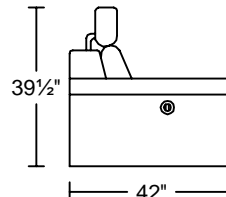
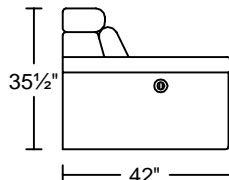
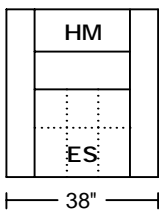
2DHMESE



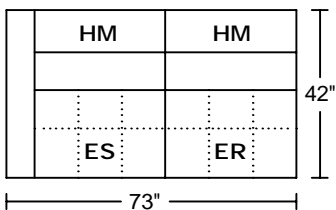
1.5DHMESE



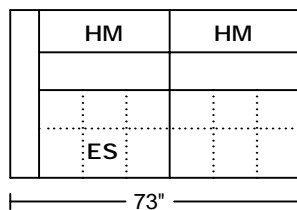
1DHMESE



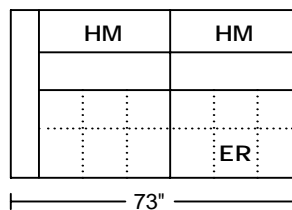
3RAHMESE/LAF



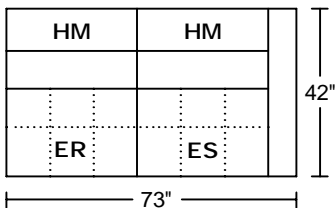
3RAHMESR/LAF



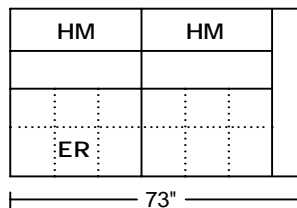
3RAHMERL/LAF



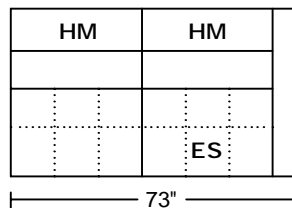
3LAHMESE/RAF



3LAHMERR/RAF



3LAHMESL/RAF



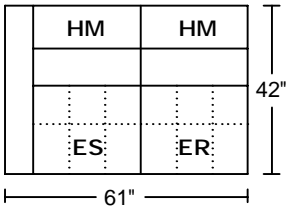
- Remark: 1. For those seats marked with "ER" or "ES", recliner mechanism is included
 2. "HM" means Head Mechanism
 3. "ES" means recliner with Electrical Switch
 4. "ER" means recliner with Electrical Remote Control

CASALE II 0248Y

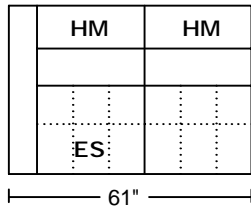
Designed for KELVIN GIORMANI

2014-6-17

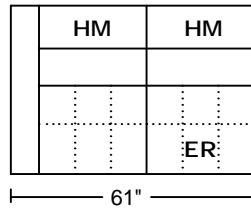
2.5RAHMESE/LAF



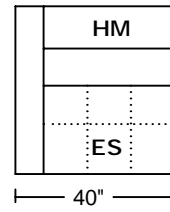
2.5RAHMESR/LAF



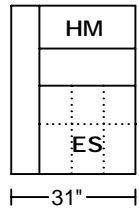
2.5RAHMERL/LAF



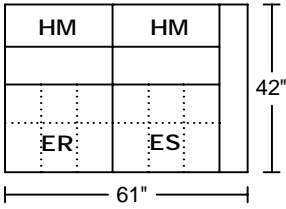
1.5RAHMESE/LAF



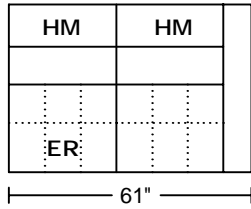
1RAHMESE/LAF



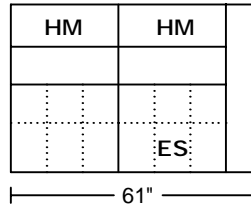
2.5LAHMESE/RAF



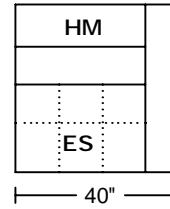
2.5LAHMERR/RAF



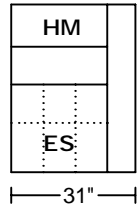
2.5LAHMESL/RAF



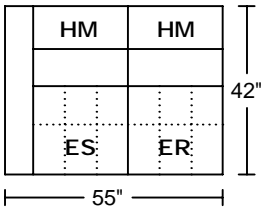
1.5LAHMESE/RAF



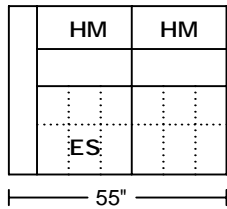
1LAHMESE/RAF



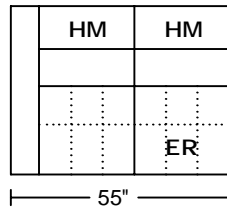
2RAHMESE/LAF



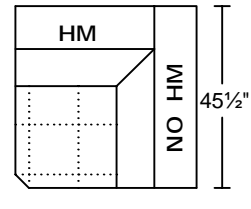
2RAHMESR/LAF



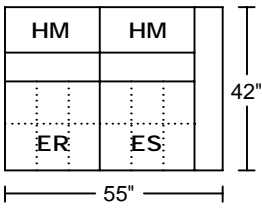
2RAHMERL/LAF



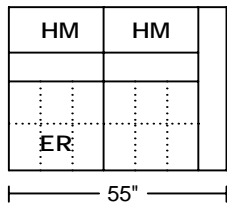
CNRHM (no recliner)



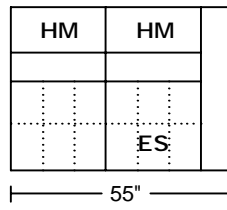
2LAHMESE/RAF



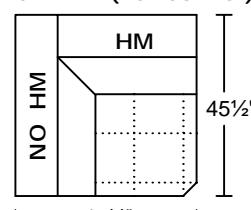
2LAHMERR/RAF



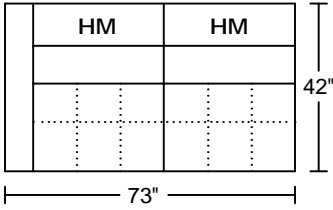
2LAHMESL/RAF



CNLHM (no recliner)



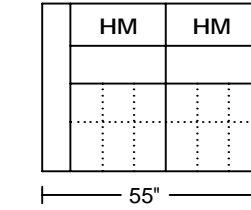
3RAHM (no recliner)/LAF



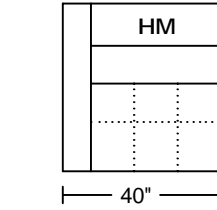
2.5RAHM (no recliner)/LAF



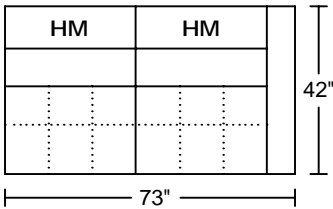
2RAHM (no recliner)/LAF



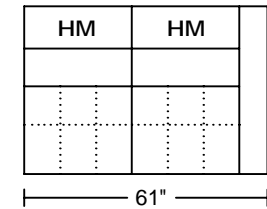
1.5RAHM (no recliner)/LAF



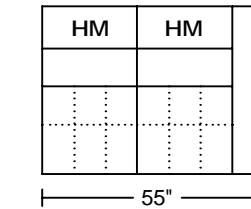
3LAHM (no recliner)/RAF



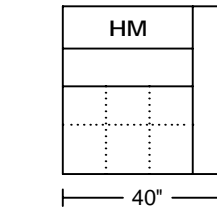
2.5LAHM (no recliner)/RAF



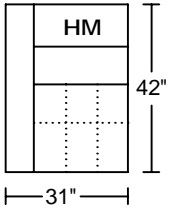
2LAHM (no recliner)/RAF



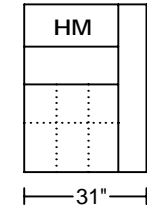
1.5LAHM (no recliner)/RAF



1RAHM (no recliner)/LAF



1LAHM (no recliner)/RAF



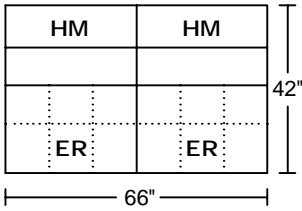
- Remark: 1. For those seats marked with "ER" or "ES", recliner mechanism is included
 2. "HM" means Head Mechanism
 3. "ES" means recliner with Electrical Switch
 4. "ER" means recliner with Electrical Remote Control

CASALE II 0248Y

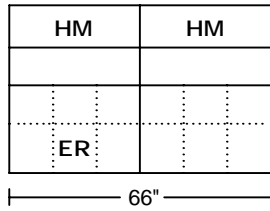
Designed for KELVIN GIORMANI

2014-6-17

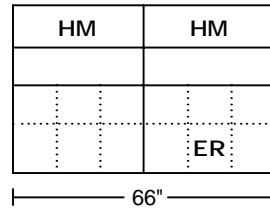
3CHMERE



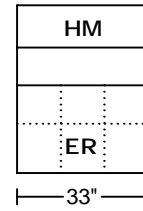
3CHMERR



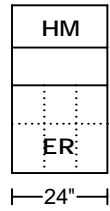
3CHMERL



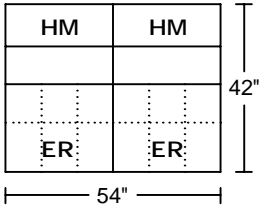
1.5CHMERE



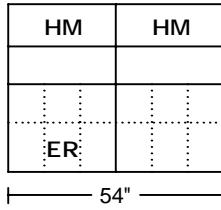
1CHMERE



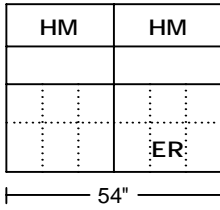
2.5CHMERE



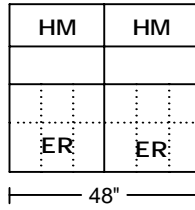
2.5CHMERR



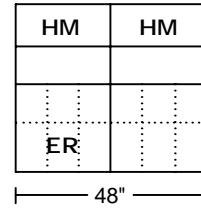
2.5CHMERL



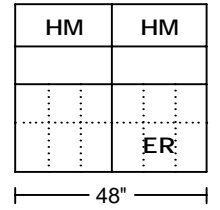
2CHMERE



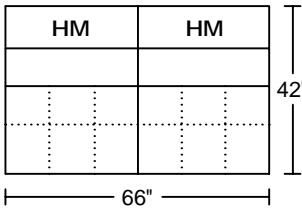
2CHMERR



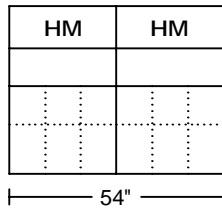
2CHMERL



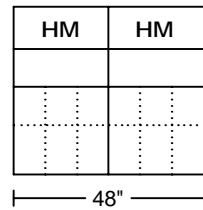
3CHM (no recliner)



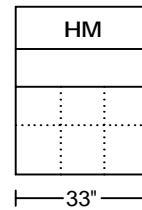
2.5CHM (no recliner)



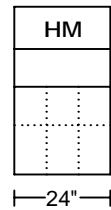
2CHM (no recliner)



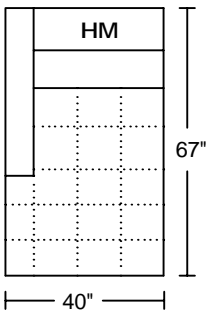
1.5CHM (no recliner)



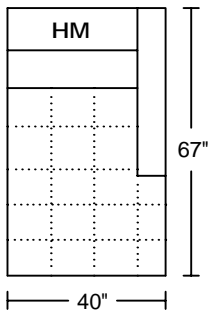
1CHM (no recliner)



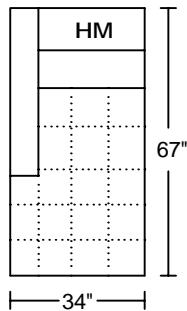
SXRHM (no recliner)/LAF



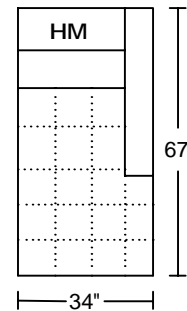
SXLHM (no recliner)/RAF



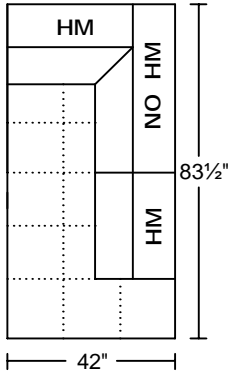
JXRHM (no recliner)/LAF



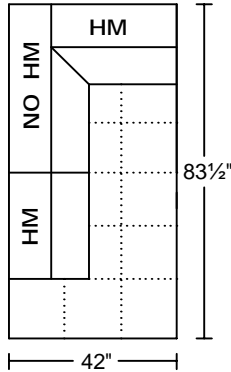
JXLHM (no recliner)/RAF



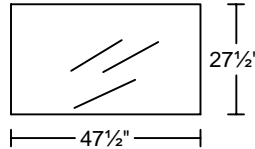
LXLHM (no recliner)/RAF



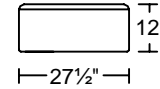
LXRHM (no recliner)/LAF



STG3
STW3



STG3
STW3



- Remark: 1. For those seats marked with "ER" or "ES", recliner mechanism is included
 2. "HM" means Head Mechanism
 3. "ES" means recliner with Electrical Switch
 4. "ER" means recliner with Electrical Remote Control